

**A
l
f
a**

ALFA ROMEO		BALL JOINT UPPER	BALL JOINT LOWER / KING PIN SET	IDLER	TIE ROD END L/H OUTER	TIE ROD END R/H OUTER	TIE ROD END L/H INNER	TIE ROD END R/H INNER	RACK END	SIDE ROD	CENTRE ROD	DRAG LINK	PITMAN	SWAY BAR LINK	
	33														
1983-on	Alfa 33 and Alfa 33 Boxer (5 door)		BJ962		TE3620R	TE3620R									
	75														
5/85-92	Alfa 75	BJ1158 2 bolt mount	BJ844 screw-in		TE1783 (TE3621R)	TE1783 (TE3621R)			RE5080 14x1.5						RE5080 - 245mm 14x1.5 (socket) 14x1.5 (tre)
	90														
1984-on	Alfa 90	BJ1158 2 bolt mount	BJ844 screw-in		TE1783 (TE3621R)	TE1783 (TE3621R)			RE5080 14x1.5						RE5080 - 245mm 14x1.5 (socket) 14x1.5 (tre)
	147														
9/01-on	Alfa 147								RE6643					Front	RE6643 - Built in Damper 220mm Long
9/01-on	Alfa 147								RE6639					Rear	RE6639 - Built in Damper 235mm Long
	156														
1997-on	Alfa 156				TE7919	TE7920			RE7923						
2/99-4/06	Alfa 156								RE6643						RE6643 - Built in Damper 220mm Long
2/99-4/06	Alfa 156								RE6639						RE6639 - Built in Damper 235mm Long
	164														
1/87-8/92	Alfa 164 2.0 litre Twin Spark & Twin Spark Super		BJ1159 13mm		TE2405 RH Thread 14X1.5	TE2405 RH Thread 14X1.5			RE5079 14x1.5						BJ1159 - Ball Stud Diam 13mm <i>NOTE - OEM/TRW previously listed RE1006 to suit RE5079 application. Check if ordered by part no.</i>
1/87-8/98	Alfa 164 3.0 litre V6		BJ5182 15mm		TE2405 RH Thread 14X1.5	TE2405 RH Thread 14X1.5			RE5079 14x1.5						BJ5182 - Ball Stud Diam 15mm <i>NOTE - OEM/TRW previously listed RE1006 to suit RE5079 application. Check if ordered by part no.</i>
	166														
8/99-11/08	Alfa 166				TE7919	TE7920			RE6639					Front STB7023 LH Rear STB7024 RH Rear STB7025	RE6639 - Built in Damper 235mm Long
	ALFA SUD														
1974-84	Alfa Sud 1200, 1500		BJ2213		TE3620R	TE3620R									
	ALFETTA, GUILETTA														

Part Number KEY
 BLUE - item avail ex. stock
 GREEN - under development
 RED - not a normally stocked line
 555 - also avail in 555 brand

OEM Products ROADsafe		BALL JOINT UPPER	BALL JOINT LOWER / KING PIN SET	IDLER	TIE ROD END L/H OUTER	TIE ROD END R/H OUTER	TIE ROD END L/H INNER	TIE ROD END R/H INNER	RACK END	SIDE ROD	CENTRE ROD	DRAG LINK	PITMAN	SWAY BAR LINK	OEM Products ROADsafe
1974-84	Alfetta, Guiletta 1800, 2000	BJ843 2 bolt mount	BJ844 screw-in		TE1783 (TE3621R)	TE1783 (TE3621R)									
1984-87	Alfetta, GTV, Guiletta	BJ843 2 bolt mount	BJ844 screw-in		TE1783 (TE3621R)	TE1783 (TE3621R)			RE879 GTV V6						

For the Latest Information, Releases & Specs
go to our Website.... www.roadsafe.com.au
















Universal Sway Bar Links - threaded

Premium quality universal 'threaded' sway bar links feature a simple threaded design of various lengths. Roadsafe offer 6 universal style threaded Sway Bar Links in various sizes from 140 to 320mm. Kits come complete with two rods, nuts & washers to suit. Ask for Roadsafe Part numbers... LPK140, LPK165, LPK200, LPK240, LPK280 & LPK320
For additional information check out the website... www.roadsafe.com.au


















	BERLINA														
1967-on	Berlina 1750,2000		BJ159		TE402R	TE402R	TE402L	TE402L							
	GUILIA, etc.														
1962-78	Guilia, Spider, 1300, 1600		BJ159		TE402R	TE402R	TE402L	TE402L							
	SPIDER														
6/98-on	Spider								RE6626 p/steer						RE6626 - 309mm 14x1.5 (socket) 14x1.5 (tre)
AMC															
1958-61	Ambassador 5880,5980,6080,6180 8cyl	SX77			TE423L	TE423L									
1958-61	Classic, Rebel 58/5920,6020,6120 8cyl	SX77			TE423L	TE423L									
1962-66	Classic 6210,6310,6410, Ambassador, Six, Classic Six, Marlin Six 6cyl	SX77	BJ17		TE423L	TE423L	TE394R	TE394R							
1962-66	Ambassador 6280,6380, Ambassador Eight, Marlin Eight 8cyl	SX77	BJ17		TE423L	TE423L	TE394R	TE394R							
1964-69	AMX30, Javelin 70, American, Rambler, Rogue 01				TE424L (ES368L)	TE424L (ES368L)									TE424L - 5/8" LH thread USA# ES368L
1967-69	Ambassador, Marlin, Rebel	SX77	BJ17		TE423L	TE423L	TE394R	TE394R							
















Part Number KEY
 BLUE - item avail ex. stock
 GREEN - under development
 RED - not a normally stocked line
 555 - also avail in 555 brand

		 BALL JOINT UPPER	 BALL JOINT LOWER / KING PIN SET	 IDLER	 TIE ROD END L/H OUTER	 TIE ROD END R/H OUTER	 TIE ROD END L/H INNER	 TIE ROD END R/H INNER	 RACK END	 SIDE ROD	 CENTRE ROD	 DRAG LINK	 PITMAN	 SWAY BAR LINK		
1970-83	Ambassador 80, AMX30, Gremlin 40, Hornet	BJ101 (10229)	BJ102 (10228)	18741	TE424L (ES368L)	TE424L (ES368L)										TE424L - 5/8" LH thread USA# ES368L
1970-78	Matador, Rebel	BJ101 (10229)	BJ102 (10228)		TE424L (ES368L)	TE424L (ES368L)										TE424L - 5/8" LH thread USA# ES368L
1970-83	Javelin, Hornet	BJ101 (10229)	BJ102 (10228)		TE424L (ES368L)	TE424L (ES368L)										TE424L - 5/8" LH thread USA# ES368L
AUDI																
Audi 80																
1973-78	1.3, 1.5, 1.6L		BJ706 BLD-15mm		TE1717 RHT 14x1.5	TE1717 RHT 14x1.5										TE1717 - RHT M14x1.5
1978-81	1.3, 1.5, 1.6L		BJ814 (BJ2023) BLD-17mm		TE1717 RHT 14x1.5	TE1717 RHT 14x1.5										
7/72-81	80 Fox, GLS		BJ814 (BJ2023) BLD-17mm		TE3642R	TE3642R										BJ2023 - Ball Stud Diam 17mm
1986-87	1.8lt - to chassis# 81B095000		RH-BJ987 LH-BJ986		TE1717 RHT 14x1.5	TE1717 RHT 14x1.5								Front STB8094		
1986-87	1.8lt - from chassis# 81B095001		RH-BJ987 LH-BJ986		TE1835 RHT 14x1.5	TE1835 RHT 14x1.5								Front STB8094		TE1835 - RHT M14x1.5
1988-91	Quattro 1.8lt - to chassis# 89J351000		RH-BJ987 LH-BJ986		TE1835 RHT 14x1.5	TE1835 RHT 14x1.5								Front STB8094		
1988-91	Quattro 1.8lt - from chassis# 89J351001		RH-BJ1164 LH-BJ1165		TE1835 RHT 14x1.5	TE1835 RHT 14x1.5								Front STB8094		BJ1164/BJ1165 - Ball Stud Diam 19mm
1989-on	Quattro 2.0lt		RH-BJ1164 LH-BJ1165		TE1835 RHT 14x1.5	TE1835 RHT 14x1.5								Front STB8103		BJ1164/BJ1165 - Ball Stud Diam 19mm
1993-on	Quattro 2.6lt				TE1835 RHT 14x1.5	TE1835 RHT 14x1.5								Front STB8103		
Audi 90																
1989-91	Quattro 2.3lt		RH-BJ1072 LH-BJ1071		TE1835 RHT 14x1.5	TE1835 RHT 14x1.5								Front STB8103		
Audi 100																
















Part Number KEY
 BLUE - item avail ex. stock
 GREEN - under development
 RED - not a normally stocked line
 555 - also avail in 555 brand

		 BALL JOINT UPPER	 BALL JOINT LOWER / KING PIN SET	 IDLER	 TIE ROD END L/H OUTER	 TIE ROD END R/H OUTER	 TIE ROD END L/H INNER	 TIE ROD END R/H INNER	 RACK END	 SIDE ROD	 CENTRE ROD	 DRAG LINK	 PITMAN	 SWAY BAR LINK		
1968-77	LS, GL, 1.6, 1.8, 1.9, 2.0 excl. Coupa	BJ721	BJ722		TE1708 (1974-77 only)	TE1708 (1974-77 only)										TE1708 - 1974-77
1983-on	2.1, 2.2, 2.3, 2.6, 2.8L				TE2065	TE2066										
99-04	A3 A3		BJ7151 Control Arm inc. Bushings NO BALL JOINT Ball Joint Only RH-BJ3541 LH-BJ3540		TE1994L	TE1004R Chassis 8LW050422-on 10/97-6/03			RE6796							BJ7151 - Control Arm inc. Bushings RE6796 - 337mm 16x1.5 (socket) 14x1.5 (tre)
11/94-11/00	A4 A4 & A4 Avant & A4 Quattro	RH-BJ5525R+ARM LH-BJ5524L+ARM Front Axle	RH-BJ1905R+ARM LH-BJ1905L+ARM Front Axle or BJ5527+ARM (inc.2 bushings)		TE9811R RHT 14x1.5	TE9811R RHT 14x1.5			RE7001 (RE2821)					Front STB1317 Rear STB5465		RE7001 - 145mm 16x1.5 (socket) F14x1.5 (tre)
6/94-7/97	A6 A6 & A6 Avant & A6 Quattro Chassis 4A.S000001 to 4A.V2000000		RH-BJ1903R+ARM LH-BJ1903L+ARM inc. Arm		TE9813L RHT 16x1.5 Female	TE9812R RHT 16x1.5 Female										
8/97-4/04	A6 Chassis 4B.W000001 to 4B.Y2000000	RH-BJ5525R+ARM LH-BJ5524L+ARM Front Axle	RH-BJ1905R+ARM LH-BJ1905L+ARM Front Axle or BJ5527+ARM (inc.2 bushings)		TE9811R RHT 14x1.5	TE9811R RHT 14x1.5			RE7001 (RE2821)					Front STB1317 (ball stud) or STB1318 (bushings)		RE7001 - 145mm 16x1.5 (socket) F14x1.5 (tre)
5/04-on	A6				TE1330R	TE1330R			RE2107							
3/94-on	A8 A8 & A8 Quattro		BJ1904 inc. Arm		TE9811R RHT 14x1.5	TE9811R RHT 14x1.5			RE7001 (RE2821)					Front STB7044 Rear STB7043		RE7001 - 145mm 16x1.5 (socket) F14x1.5 (tre)
















Part Number KEY
 BLUE - item avail ex. stock
 GREEN - under development
 RED - not a normally stocked line
 555 - also avail in 555 brand

		 BALL JOINT UPPER	 BALL JOINT LOWER / KING PIN SET	 IDLER	 TIE ROD END L/H OUTER	 TIE ROD END R/H OUTER	 TIE ROD END L/H INNER	 TIE ROD END R/H INNER	 RACK END	 SIDE ROD	 CENTRE ROD	 DRAG LINK	 PITMAN	 SWAY BAR LINK			
9/99-on	S3																
3/99-on	TT																
AUSTIN - see LEYLAND																	
B																	
BEDFORD																	
1952-54	CA VAN Bedford CA Van	RH-BJ19 LH-BJ20	KX163		TE106L Male	TE106R Male	TE106R Male	TE106L Male									Lower Outer - SX28 Upper Inner Control Arm - SX1021A Lower Inner Control Arm - SX1022A
1955-70	Bedford CA Van (10, 12 Cwt) 9600 Series	RH-BJ19 LH-BJ20	KX163		TE125L Female	TE125R Female	TE125R Female	TE125L Female									Lower Outer - SX28 Upper Inner Control Arm - SX1021A Lower Inner Control Arm - SX1022A
1957-72	C4,C5,C6 (Petrol) 4-6ton, D5,D6L 5-6ton J4,J5,CD,CF,CJ 5-8ton				TE110L	TE110R	ex. Factory 10 pieces ea. MOQ										
1959-81	Bedford J, TK, E, G Series - inc. J1, J2 & J3 to chassis# IT193139 - 16" WHEELS		KX196		TE56L	TE56R						DL370					King pin set .999" x 5.906"
1968-76	Bedford COD,COJ,COL (To 4 Ton)		KX196		TE56L	TE56R						DL370					King pin set .999" x 5.906"
1958-77	TJ series,J6,CFQ,CJQ,COQ,7ton,SA,SD,SL,SS SB,SB3,SB5,NF,NJ, Bus Chassis		KX607		TE342L	TE342R											King pin set 1.375" x 7.500"
1979-on	DON,DOQ,DOR,TL1000,TL1020,TL1260 9.8-16ton		KX250		TE369L	TE369R											King pin set 1.375" x 7.500"
1979-on	D & TL series, Fwd.Control, DOA, DOG, DOL,DOM,TL570,TL750,TL860 5.6-7.37ton		KX204		TE368L	TE368R											King pin set 1.250" x 6.750"
1967-76	MFR,MJR,RF,RJ (M SERIES 4WD)		KX607		TE342L	TE342R											King pin set 1.375" x 7.500"
1971-81	TK & E series, KA,KB,EOF,EOG,EDF,EDG,EHG,EHF 1.5-4ton from chassis# 2T120001		KX204		TE368L	TE368R											King pin set 1.250" x 6.825"
1960-81	EFQ,EJQ,EPQ,EFR,EJR,EPR series 7-8ton		KX249		TE369L	TE369R											King pin set 1.375" x 7.500"

Part Number KEY
 BLUE - item avail ex. stock
 GREEN - under development
 RED - not a normally stocked line
 555 - also avail in 555 brand
















		 BALL JOINT UPPER	 BALL JOINT LOWER / KING PIN SET	 IDLER	 TIE ROD END L/H OUTER	 TIE ROD END R/H OUTER	 TIE ROD END L/H INNER	 TIE ROD END R/H INNER	 RACK END	 SIDE ROD	 CENTRE ROD	 DRAG LINK	 PITMAN	 SWAY BAR LINK			
1967-81	EDN,EFN,EJN,EON 6ton to chassis# 1T177868		KX213 KX250		TE368L	TE368R										KX213 = thin bushes .421 thrust brg KX250 = wide bushes .625 thrust brg King pin set 1.375" x 7.500"	
1967-81	EDN,EFN,EJN,EON 6ton from chassis# 1T193139		KX213 KX250		TE369L	TE369R										KX213 = thin bushes .421 thrust brg KX250 = wide bushes .625 thrust brg King pin set 1.375" x 7.500"	
1968-81	KC,KD,KE,EOL,EOM,EDL,EHC,EDM,EHM,EJM 3-5ton CF VAN		KX204		TE368L	TE368R						DL258				King pin set 1.250" x 6.825"	
1969-87	Bedford CF, 97000 (18-35Cwt) up to chassis# CY636000 <i>CF Model with Holden Motor</i>	BJ24	BJ268 41.5mm body diameter		TE476R	TE476R			RE5270							BJ268 - To chassis# CY636000	
1969-87	Bedford CF, 97000 (18-35Cwt) from chassis# DY600001 <i>CF Model with Holden Motor</i>	BJ24	BJ148 43.2mm body diameter		TE476R	TE476R			RE5270							BJ148 - From chassis# DY600001	
HANDIVAN & BEAGLE																	
1964-70	Bedford Handi Van, Beagle Estate	BJ42	BJ57		TE179R	TE179R											
BEDFORD - BUSES																	
1960-76	VAM series bus		KX249		TE3406L	TE3405R										King pin set 1.375" x 7.500"	
1960-on	BLP series bus		KX213		TE3406L	TE3405R										King pin set 1.375" x 7.500" - .421 thrust brg	
1960-on	Y series coaches (mid-mount engine) excluding YRQ		KX1230		TE6753L	TE6752R										King pin set 2.000" x 10.000"	
1960-on	Y series coaches (mid-mount engine) YRQ only		KX1230		TE3406L	TE3405R										King pin set 2.000" x 10.000"	
1960-on	N series school buses		KX250		TE368L	TE368R						8848262				King pin set 1.375" x 7.500" - .625 thrust brg	
1960-on	SB series school buses		KX213		TE368L	TE369R						8848262				King pin set 1.375" x 7.500" - .421 thrust brg	
BMW																	
Cooper																	
3/02-on	Mini Cooper & "S" R50								RE6632 p/steer							RE6632 - 200mm 16x1.5 (socket) 14x1.5 (tre)	
"E" Series																	
1962-77	E10 - 1500/1502/1600/1602/1660/1800/1802 2000/2002/Ti/Tii	BJ2213	BJ2212 3 bolt mount		TE3607R (TE1161L)	TE3607R (TE1161L)	TE3606R (TE1161R)	TE3606R (TE1161R)									TE3607R - RHT M14x1.5 straight TE3606R - LHT M14x1.5 curved

Part Number KEY
 BLUE - item avail ex. stock
 GREEN - under development
 RED - not a normally stocked line
 455 - also avail in 555 brand

		 BALL JOINT UPPER	 BALL JOINT LOWER / KING PIN SET	 IDLER	 TIE ROD END L/H OUTER	 TIE ROD END R/H OUTER	 TIE ROD END L/H INNER	 TIE ROD END R/H INNER	 RACK END	 SIDE ROD	 CENTRE ROD	 DRAG LINK	 PITMAN	 SWAY BAR LINK		
10/68-9/73	E3 - 2500/2800/3.0				TE1786	TE1786	TE1787	TE1787								
9/72-5/81	E12 - 5 series		RH-BJ4222 LH-BJ4221		TE1786	TE1786	TE1788	TE1788			TR148					
6/75-83	E21 - 3 series - Manual Steer		RH-BJ845 LH-BJ846 9/75-10/78		TE1785 RHT 14x1.5	TE1785 RHT 14x1.5			RH-RE7002 LH-RE3045 m/steer							BJ845/846 - suits 9/75-10/78 only Rack Ends - Manual Steer
6/75-83	E21 - 3 series - Power Steer		RH-BJ845 LH-BJ846 9/75-10/78		TE1785 RHT 14x1.5	TE1785 RHT 14x1.5			RE4303 p/steer							BJ845/846 - suits 9/75-10/78 only Rack Ends - Power Steer RE4303 - 250mm 18x1.5 (socket) 14x1.5 (tre)
2/76-5/82	E24 - 6 series				TE1786	TE1786	TE1788	TE1788			TR148					
5/77-86	E23 - 7 series				TE1786	TE1786	TE4204	TE4204		TE7212	TR4205			Rear 728/745 STB8148		TE7212 consists of TE1786 x 1 & TE4204 x 1
78-4/89	E24 - 6 series	RH-BJ5004R+ARM LH-BJ5005L+ARM inc. Arm	RH-BJ386R+ARM LH-BJ385L+ARM inc. Arm		TE2234 RH Thread <i>Check Threads Prior to Ordering</i>	TE2234 RH Thread <i>Check Threads Prior to Ordering</i>	TE2233 LH Thread <i>Check Threads Prior to Ordering</i>	TE2233 LH Thread <i>Check Threads Prior to Ordering</i>		TR5032	TR4336			Front 628/635 STB8085 Rear STB8148		
6/81-5/87	E28 - 5 series	RH-BJ5004R+ARM LH-BJ5005L+ARM inc. Arm	RH-BJ386R+ARM LH-BJ385L+ARM inc. Arm		TE2234 RH Thread <i>Check Threads Prior to Ordering</i>	TE2234 RH Thread <i>Check Threads Prior to Ordering</i>	TE2233 LH Thread <i>Check Threads Prior to Ordering</i>	TE2233 LH Thread <i>Check Threads Prior to Ordering</i>		TR5032	TR4228			Front 518/535 STB8085 Rear STB8148		TR4228 - 575mm c/c b/w holes
10/82-5/94	E30 - 3 series		BJ997 LH/RH Inner BJ998 LH/RH Outer		TE2046 14x1.5	TE2046 14x1.5			RH-RE4305 LH-RE4303					Front 1988-on STB8088 (not M3)		BJ5000R+ARM - Front Lower Arm RH BJ5001L+ARM - Front Lower Arm LH BJ997 - Press In (Long Ball Stud) BLD 14.85 BJ998 - BLD 14.40 RE4303 & 4305 - interchangeable RE4303 - 250mm 18x1.5 (socket) 14x1.5 (tre)
10/86-on	E32 - 7 series	RH-BJ1000R LH-BJ999L inc. Arm			TE2234 RH Thread <i>Check Threads Prior to Ordering</i>	TE2234 RH Thread <i>Check Threads Prior to Ordering</i>	TE2233 LH Thread <i>Check Threads Prior to Ordering</i>	TE2233 LH Thread <i>Check Threads Prior to Ordering</i>		TR5032	TR4316			Front 1988-on STB8088		BJ1000R+ARM - RH Control Arm BJ999L+ARM - LH Control Arm
















B
M
W

Part Number KEY
 BLUE - item avail ex. stock
 GREEN - under development
 RED - not a normally stocked line
 555 - also avail in 555 brand

		 BALL JOINT UPPER	 BALL JOINT LOWER / KING PIN SET	 IDLER	 TIE ROD END L/H OUTER	 TIE ROD END R/H OUTER	 TIE ROD END L/H INNER	 TIE ROD END R/H INNER	 RACK END	 SIDE ROD	 CENTRE ROD	 DRAG LINK	 PITMAN	 SWAY BAR LINK		
															730/750 STB8085 Rear STB8148	
1988-on	E34 - 5 series NOT 518i	RH-BJ1098R LH-BJ1097L inc. Arm Torque Rods	RH-BJ1184R LH-BJ1185L inc. Arm		TE2234 RH Thread <i>Check Threads Prior to Ordering</i>	TE2234 RH Thread <i>Check Threads Prior to Ordering</i>	TE2233 LH Thread <i>Check Threads Prior to Ordering</i>	TE2233 LH Thread <i>Check Threads Prior to Ordering</i>			TR5032	TR4336 not 518i			Front 88-80 STB8088 518/540 STB8085 Rear STB81120 STB81121	BJ1097/BJ1098 - "front axle upper thrust linkage" BJ1184/BJ1185 - "front axle lower track control arm with rubber mounting"
1988-on	E34 - 5 series - 518i ONLY	RH-BJ1098R LH-BJ1097L inc. Arm Torque Rods	RH-BJ1184R LH-BJ1185L inc. Arm		TE2234 RH Thread <i>Check Threads Prior to Ordering</i>	TE2234 RH Thread <i>Check Threads Prior to Ordering</i>	TE2233 LH Thread <i>Check Threads Prior to Ordering</i>	TE2233 LH Thread <i>Check Threads Prior to Ordering</i>			TR5032	TR4335 inc. 518i only			Front 88-80 STB8088 518/540 STB8085 Rear STB81120 STB81121	BJ1097/BJ1098 - "front axle upper thrust linkage" BJ1184/BJ1185 - "front axle lower track control arm with rubber mounting" (132mm long)
1989-on	E31 - 8 series				TE2234 RH Thread <i>Check Threads Prior to Ordering</i>	TE2234 RH Thread <i>Check Threads Prior to Ordering</i>	TE2233 LH Thread <i>Check Threads Prior to Ordering</i>	TE2233 LH Thread <i>Check Threads Prior to Ordering</i>				TR4338			Front STB8085	
11/90-on	E36 - 3 series		RH-BJ1177 LH/RH Inner long ball stud LH-BJ1178 LH/RH Outer short ball stud or RH-BJ1177R LH-BJ1178L inc. Arm		TE4341 Female 14x1.5 BLD 12.6mm	TE4344 Female 14x1.5 BLD 12.6mm				RE4342					Front STB8088 1/93-on	RE4342 - 230mm 18x1.5 (socket) 14x1.5 (tre) BJ1177 - BLD 14.85mm BJ1178 - BLD 14.40mm BJ1177R & BJ1178L do not come with bushings. If bushings required see W81364
1994-on	E38 - 7 series	RH-BJ5022 LH-BJ5023 inc. Arm	RH-BJ5020R LH-BJ5021L inc. Arm		TE4350 (TE2998)	TE4351 (TE2999)									Front STB8086 Rear STB8084	BJ5020R+ARM - Front Lower Arm RH BJ5021L+ARM - Front Lower Arm LH
1997-01	E39 - 5 series									RE7003					Front RH-STB8099 LH-STB8100 Front STB7049	RE7003 - 195mm 18x1.5 (socket) 16x1.0 (tre)
2/98-on	E46 series									RE4342					Front	RE4342 - 230mm 18x1.5 (socket) 14x1.5 (tre)
















**B
M
W**

Part Number KEY
 BLUE - item avail ex. stock
 GREEN - under development
 RED - not a normally stocked line
 555 - also avail in 555 brand

		 BALL JOINT UPPER	 BALL JOINT LOWER / KING PIN SET	 IDLER	 TIE ROD END L/H OUTER	 TIE ROD END R/H OUTER	 TIE ROD END L/H INNER	 TIE ROD END R/H INNER	 RACK END	 SIDE ROD	 CENTRE ROD	 DRAG LINK	 PITMAN	 SWAY BAR LINK		
	316i - 328i														STB8145 Rear STB8146	
1/01-on	E66 - 7 series				TE6369 Female 16x1.5 RHT	TE6369 Female 16x1.5 RHT				RE6368					Front RH - STB7839 LH - STB7838 Front STB7840	
	"X" Series															
5/00-on	X5		BJ7997 inc. bush & ball joint		TE6327 Female 14x1.5 RHT	TE6327 Female 14x1.5 RHT				RE6602 p/steer suit rack 7852-974-878					Front RH - STB7836 LH - STB7835 Rear STB7837	RE6602 - 237mm 18x1.5 (socket) 14x1.5 (tre)
	"Z" Series															
1989-91	Z1				TE2046	TE2046									Front STB8088	
1/94-on	Z3		RH-BJ1177 LH/RH Inner long ball stud LH-BJ1178 LH/RH Outer short ball stud or RH-BJ1177R LH-BJ1178L inc. Arm		TE4341 Female 14x1.5 BLD 12.6mm	TE4344 Female 14x1.5 BLD 12.6mm				RE4342					Front STB8088 Rear STB81120	RE4342 - 230mm 18x1.5 (socket) 14x1.5 (tre) BJ1177 - BLD 14.85mm BJ1178 - BLD 14.40mm BJ1177R & BJ1178L do not come with bushings. If bushings required see W81364
2003-on	Z4		Track Control Arms RH-BJ8520R+ARM LH-BJ8519L+ARM		TE5957 Female 14x1.5 BLD 15.00mm	TE5958 Female 14x1.5 BLD 15.00mm				RE6897					Front STB8145 Rear STB8146	
2000-03	Z8														Front STB8086 Rear STB8084	
BUICK																
1938-42	Series 40, 50			18799	TE175L	TE175L										

K O C U B

Part Number KEY
 BLUE - item avail ex. stock
 GREEN - under development
 RED - not a normally stocked line
 555 - also avail in 555 brand

		 BALL JOINT UPPER	 BALL JOINT LOWER / KING PIN SET	 IDLER	 TIE ROD END L/H OUTER	 TIE ROD END R/H OUTER	 TIE ROD END L/H INNER	 TIE ROD END R/H INNER	 RACK END	 SIDE ROD	 CENTRE ROD	 DRAG LINK	 PITMAN	 SWAY BAR LINK		
1942-49	Series 40, 50				TE52L	TE52L										
1949-50	Series 40, 50				TE52R	TE52R										
1938-52	Series 60, 70				TE175L	TE175L										
1953-56	Series 40, 50, 60, 70				TE52R	TE52R										
1941-52	Series 90				TE175L	TE175L										
APOLLO, SKYLARK																
1964-72	Skyllark, Special	BJ54	BJ55 or BJ55OS oversize	18799 (K6187)	TE52R	TE52R										
1973-74	Appollo, Skylark (RWD)	BJ54	BJ55 or BJ55OS oversize	18718	ES381R	ES381R										
1975-79	Appollo, Skylark (RWD)	BJ487 (10268)	BJ488 (10277) (305-153)		ES427R (std) or ES441R (rally susp)	ES427R (std) or ES441R (rally susp)										ES427R - 8.79" ES441R - 8.12"
ELECTRA, LeSABRE, WILDCAT																
1971-76	Electra, LeSabre, Wildcat (RWD)	BJ487 (10268)	10267	18765 (1973-76)	ES403R	ES403R	ES403L	ES403L								
1977-91	Electra, LeSabre Wildcat (RWD)	BJ487 (10268)	BJ488 (10277)	18799	ES2019R	ES2019R	ES2020L	ES2020L								
RIVIERA																
1963-70	Riviera		10198													
1971-76	Riviera	BJ487 (10268)	10267		ES403R	ES403R	ES403L	ES403L								
1977-78	Riviera	BJ487 (10268)	BJ488 (10277) (305-153)		TE2019R (ES2019R)	TE2019R (ES2019R)	TE2020L (ES2020L)	TE2020L (ES2020L)								

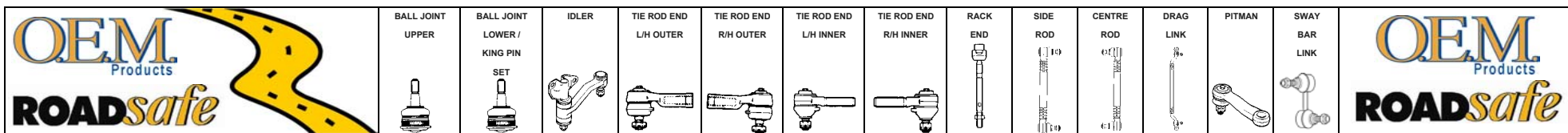
Universal Sway Bar Links - ball ball

Premium quality universal 'ball ball' sway bar links feature a simple threaded design allowing for the link to be trimmed to any length from 60 to 320mm, and when fitted the ball studs seated in any position to suit the vehicle requirements. Roadsafe offer 3 universal style Sway Bar Links... **STB4208 (8mm rod/200mm long/10mm studs) for small passenger vehicles**, **STB4209 (10mm rod/320mm long/10mm studs) for medium/large passenger vehicles** and **STB4210 (10mm rod/320mm long/12mm studs) for 4WD vehicle applications**.



Australia's Largest Front End Range is at your Fingertips.... www.roadsafe.com.au

Part Number KEY
 BLUE - item avail ex. stock
 GREEN - under development
 RED - not a normally stocked line
 555 - also avail in 555 brand


















offer 3 universal style Sway Bar Links... **STB4208** (8mm rod/200mm long/10mm studs) for small passenger vehicles, **STB4209** (10mm rod/320mm long/10mm studs) for medium/large passenger vehicles and **STB4210** (10mm rod/320mm long/12mm studs) for 4WD vehicle applications.

your Fingertips... www.roadsafe.com.au
















CADILLAC																				
DEVILLE, FLEETWOOD, BROUGHAM																				
1961-69	Deville, Fleetwood Brougham	RH-10211N LH-10210N	10142																	
1970-76	Deville, Fleetwood Brougham	RH-10211N LH-10210N	10286	18747																
1977-85	Deville, Fleetwood Brougham (RWD)	BJ487 (10268)	BJ488 (10277)	18799 (K6187)	TE2019R (ES2019R)	TE2019R (ES2019R)	TE2020L (ES2020L)	TE2020L (ES2020L)												
1986-96	Fleetwood Brougham (RWD) Not Heavy Duty/Limo/Armoured Body	BJ487 (10268)	BJ488 (10277)	18799 (K6187)	TE2019R (ES2019R)	TE2019R (ES2019R)	TE2020L (ES2020L)	TE2020L (ES2020L)												
1986-96	Fleetwood Brougham (RWD) Heavy Duty/Limo/Armoured Body	BJ487 (10268)	10267	18799 (K6187)																
SEVILLE																				
1976-79	Seville	BJ487 (10268)	BJ488 (10277)	18753	ES427R	ES427R														
CHEVROLET																				
1964-72	Beaumont	BJ54	BJ55 or BJ55OS oversize																	
BEL AIR, IMPALA, etc.																				
1955-57	Bel Air, Biscayne, Caprice, Impala	BJ70 (10203)	BJ3 buy in		TE57L (ES234L)	TE57L (ES234L)	ES577	ES577												
1958-62	Bel Air, Biscayne, Caprice, Impala	BJ70 (10203)	BJ71 (10231)	18753	310-151 (ES312NL)	310-151 (ES312NL)	ES597	ES597												
1963-64	Bel Air, Biscayne, Caprice, Impala	BJ70 (10203)	BJ71 (10231)	18753	310-154	310-154	ES597	ES597												
1965-66	Bel Air, Biscayne, Caprice, Impala	BJ70 (10203)	BJ71 (10231)	18672	TE3733 (310-171)	TE3733 (310-171)	TE3725 (310-182)	TE3725 (310-182)												
1967-68	Bel Air, Biscayne, Caprice, Impala	BJ70 (10203)	BJ71 (10231)	18703	TE3733 (310-171)	TE3733 (310-171)	TE3725 (310-182)	TE3725 (310-182)												

Part Number KEY
 BLUE - item avail ex. stock
 GREEN - under development
 RED - not a normally stocked line
 555 - also avail in 555 brand

		 BALL JOINT UPPER	 BALL JOINT LOWER / KING PIN SET	 IDLER	 TIE ROD END L/H OUTER	 TIE ROD END R/H OUTER	 TIE ROD END L/H INNER	 TIE ROD END R/H INNER	 RACK END	 SIDE ROD	 CENTRE ROD	 DRAG LINK	 PITMAN	 SWAY BAR LINK		
1978-88	Chevelle, El Camino, Malibu, & Monte Carlo	BJ487 (10268)	BJ488 (10277)	18799 (K6187)												
CORVETTE																
1963-82	Corvette	BJ70 (10203)	BJ71 (10231)		310-155 (ES323R)	310-155 (ES323R)	310-154 (ES323L)	310-154 (ES323L)								Tie rod end orientation might alter depending upon conversion - please check prior to ordering.
1984-85	Corvette	10391	10413													
1986-96	Corvette	10391	10413		ES3239	ES3239										
NOVA																
1968-74	Nova, Chevy II (RWD), Acadian	BJ54	BJ55 or BJ55OS oversize	18718	ES381R	ES381R							18770 (1968-72 p/steer)			
1975-79	Nova, Chevy II (RWD)	BJ487 (10268)	BJ488 (10277)	18753	ES441R	ES441R										
CHEVROLET - Commercial																
1961-65	R1200 Truck & Bus	BJ70 (10203)	BJ71 (10231)													
C series 2WD inc. BLAZER																
1965-70	C10 2WD pickup, Blazer, Suburban			18573 (1965-66)	TE3733 (310-171)	TE3733 (310-171)	TE3725 (310-182)	TE3725 (310-182)						18755		
1971-72	C10 2WD pickup, Blazer, Suburban with Disc Brakes		10264 or 104112 (.003" over)													
1971-91	C10 2WD pickup, Blazer, Suburban	10269	10264 or 104112 (.003" over)	18680 (1973-82) 18830 (1983-91)	310-212 (ES409R)	310-212 (ES409R)	310-211 (ES409L)	310-211 (ES409L)						18755 p/steer		18680 - both pins same size 17mm BLD 18680 - replaces K6096 18830 - pins different size 17 & 15mm BLD 18830 - replaces K6247
1960-66	C20 - C30 2WD manual steer	10213	10187		ES358L	ES358R	ES358R	ES358L						18667		
1967-78	C20 - C30 2WD manual steer	10213	10187		ES358L	ES358R	ES358R	ES358L						18681		
1969-70	C20 - C30 2WD manual steer	10213	10187		ES358L	ES358R	ES358R	ES358L						18731		
1969-70	C20 - C30 2WD power steer	10213	10187		ES358L	ES358R	ES358R	ES358L						18732		

CORVETTE


















Part Number KEY
 BLUE - item avail ex. stock
 GREEN - under development
 RED - not a normally stocked line
 555 - also avail in 555 brand

		 BALL JOINT UPPER	 BALL JOINT LOWER / KING PIN SET	 IDLER	 TIE ROD END L/H OUTER	 TIE ROD END R/H OUTER	 TIE ROD END L/H INNER	 TIE ROD END R/H INNER	 RACK END	 SIDE ROD	 CENTRE ROD	 DRAG LINK	 PITMAN	 SWAY BAR LINK		
1971-91	C20 2WD pickup, Blazer, Suburban - manual steer	305-117 (10261)	305-114 (10258)	18680 (1973-82) 18830 (1983-91)	310-212 (ES409R)	310-212 (ES409R)	310-211 (ES409L)	310-211 (ES409L)						315-109 (18754)		18680 - both pins same size 17mm BLD 18680 - replaces K6096 18830 - pins different size 17 & 15mm BLD 18830 - replaces K6247
1971-91	C20 2WD pickup, Blazer, Suburban - power steer	305-117 (10261)	305-114 (10258)	18680 (1973-82) 18830 (1983-91)	310-212 (ES409R)	310-212 (ES409R)	310-211 (ES409L)	310-211 (ES409L)						315-110 (18755)		18680 - both pins same size 17mm BLD 18680 - replaces K6096 18830 - pins different size 17 & 15mm BLD 18830 - replaces K6247
1971-91	C30 2WD pickup - manual steer	305-117 (10261)	305-114 (10258)		310-212 (ES409R)	310-212 (ES409R)	310-211 (ES409L)	310-211 (ES409L)						315-109 (18754)		
1971-91	C30 2WD pickup - power steer	305-117 (10261)	305-114 (10258)		310-212 (ES409R)	310-212 (ES409R)	310-211 (ES409L)	310-211 (ES409L)						315-110 (18755)		
1963-77	C50 - 4ton C60 - 5ton		300-209		310-160 5.84"	310-161 5.84"										King pin set 1.179" x 6.360"
1978-80	C50 - 4ton C60 - 5ton		300-209		310-271 4.93"	310-272 4.93"										King pin set 1.179" x 6.360"
1964-80	C60 7000lb axle		300-173		310-164 (1963-77)	310-165										King pin set 1.2495" x 7.880"
1963-66	C60 9000lb axle				310-115											
1988-96	C1500 (1/2 ton) Pickup 2WD	BJ497	BJ498		TE3738	TE3738	TE3730	TE3730								
1993-96	C2500 (3/4 ton)	BJ497	BJ498	190142	TE3738	TE3738	TE3730	TE3730								
1989-96	3500 Pickup	104150		190142 - without bracket 190156 - with bracket			TE3730	TE3730						190121		
K series 4WD inc. BLAZER																
1967-91	K20, V20 4WD pickup, Blazer, Suburban	BJ490 (305-112)	BJ489 (10253)													BJ489 - press in Body dia. 44.5mm BJ490 - press in Body dia. 44.6mm
1967-91	K25, V2500 4WD pickup, Suburban	BJ490 (305-112)	BJ489 (10253)		TE3738	TE3738										BJ489 - press in Body dia. 44.5mm BJ490 - press in Body dia. 44.6mm
1970-91	K10, V10 4WD pickup, Blazer, Suburban	BJ490 (305-112)	BJ489 (10253)													BJ489 - press in Body dia. 44.5mm BJ490 - press in Body dia. 44.6mm


















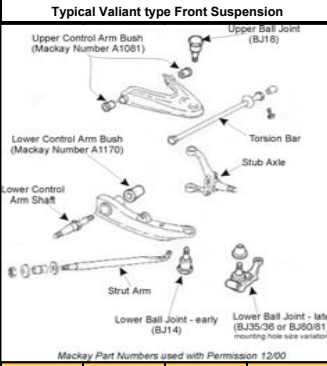



Part Number KEY
 BLUE - item avail ex. stock
 GREEN - under development
 RED - not a normally stocked line
 555 - also avail in 555 brand

20100905C

		 BALL JOINT UPPER	 BALL JOINT LOWER / KING PIN SET	 IDLER	 TIE ROD END L/H OUTER	 TIE ROD END R/H OUTER	 TIE ROD END L/H INNER	 TIE ROD END R/H INNER	 RACK END	 SIDE ROD	 CENTRE ROD	 DRAG LINK	 PITMAN	 SWAY BAR LINK		
1970-91	K15, V1500 4WD pickup, Suburban	BJ490 (305-112)	BJ489 (10253)		TE3738	TE3738										BJ489 - press in Body dia. 44.5mm BJ490 - press in Body dia. 44.6mm
1982-94	K10 / S10 2WD, Blazer & Pickup	BJ487 (10268)	BJ488 (10277)		ES2033R	ES2033R	TE3736	TE3736								
1972-81	LUV Chev Luv KB20, KB25	BJ201 555	BJ202		TE595L	TE595R	Drag Link Tie Rod Ends				TR668					BJ201 - please specify if lock nut required TR668 - replacement for inner & outer tie rod ends BJ202 - 4 bolt mount BLD 17.5mm
1981-85	Chev Luv KB21, KB26, KB27, KB28	BJ203 (BJ805) 555	BJ204 no thread	SX7660 (SX3251) idler pivot	TE596R 555	TE596R 555			RE846 female end		TR625 555					Front track rod - TR625 TE596R - 76mm 14x1.5 RHT BLD 14mm TR625 - 660mm overall length
																
	SILVERADO Silverado								RE6687 305mm long							RE6687 - 305mm 22x1.5 (socket) 14x1.5 (tre)
CHRYSLER (includes - Valiant) (see also Mitsubishi)																
	300C															
11/05-on	300C								RE6691						STB8835	RE6691 - 340mm 18x1.5 (socket) 15x1.5 (tre)
	CORDOBA															
1975-80	Cordoba, LeBaron (USA)	BJ8														
1958-62	LC1-L, MC1-L, PC1-L, RC1-L, SC1-L, RC2-M, SC2-M	BJ8		SX1103												
	CENTURA															
1975-78	Centura KB, KC (Talbot 160)		BJ119		TE474L	TE474L										TE474L - LHT M12x1
	GALANT - see MITSUBISHI															
	JEEP - see JEEP															
	NEON															
















revised

Part Number KEY
 BLUE - item avail ex. stock
 GREEN - under development
 RED - not a normally stocked line
 - also avail in 555 brand

																
1996-9/02	Neon		104178 (BJ921)		TE3173	TE3173			RE7004 (RE3174)						Front STB7057 Rear STB7058	RE7004 - 308mm F14x1.5 (socket) 14x1.5 (tre)
PT CRUISER																
7/01-on	PT Cruiser		BJ4648		TE4648	TE4648			RE7138						Front STB7059 Rear STB7071	RE7138 - 310mm 14x1.5 (socket) 14x1.5 (tre)
VALIANT																
1961-62	Valiant RV1	BJ18	BJ14	SX1116											Idler arm ball bearing kit - SX1103A	
1962-2/66	Valiant SV1, AP5, AP6	BJ18	RH-BJ35 LH-BJ36	SX1116	TE173L Male	TE173R Male	TE173R Male	TE173L Male					SX2593		BJ35/36 - 1/2" mount holes BJ80/81 - 9/16" mount holes Idler arm ball bearing kit - SX1103A	
2/66-11/67	Valiant AP6 (late), VC no disc brake knuckle shield	BJ18	RH-BJ35 LH-BJ36	SX1116	TE173L Male	TE173R Male	TE173R Male	TE173L Male	SX2427		BJ35/36 - 1/2" mount holes BJ80/81 - 9/16" mount holes SX2427 - hole ID 27.84mm - 26.96mm Idler arm ball bearing kit - SX1103A					
4/66-11/67	Valiant VC with disc brake knuckle shield	BJ18	RH-BJ80 LH-BJ81	SX1116	TE173L Male	TE173R Male	TE173R Male	TE173L Male	SX2427		BJ80/81 - 9/16" mount holes BJ35/36 - 1/2" mount holes SX2427 - hole ID 27.84mm - 26.96mm Idler arm ball bearing kit - SX1103A					
12/67-12/68	Valiant VE - with disc brake knuckle shield Manual steer	BJ18	RH-BJ80 LH-BJ81	SX1116	TE173L Male	TE173R Male	TE173R Male	TE173L Male	SX808 (18900)		BJ80/81 - 9/16" mount holes BJ35/36 - 1/2" mount holes Idler arm ball bearing kit - SX1103A					
12/67-12/68	Valiant VE - with disc brake knuckle shield Power steer	BJ18	RH-BJ80 LH-BJ81	SX1116	TE173L Male	TE173R Male	TE173R Male	TE173L Male	SX808B (18900B)		power steer Idler arm ball bearing kit - SX1103A					
1968-9/77	Valiant VE,VF,VG,VH,VJ,CH,CJ,VK,CL Manual steer	BJ18	RH-BJ35 LH-BJ36	SX1116 (to 277)	TE173L Male	TE173R Male	TE173R Male	TE173L Male			SX808 (18900)		Idler arm ball bearing kit - SX1103A			
1968-9/77	Valiant VE,VF,VG,VH,VJ,CH,CJ,VK,CL Power steer	BJ18	RH-BJ35 LH-BJ36	SX1116 (to 277)	TE173L Male	TE173R Male	TE173R Male	TE173L Male			SX808B (18900B)		Idler arm ball bearing kit - SX1103A			
10/77-1981	Valiant CM - Manual Steer	BJ18	RH-BJ35 LH-BJ36	SX1116CM	TE173L Male	TE173R Male	TE173R Male	TE173L Male			SX808 (18900)		manual steer			

C
R
U
I
S
E
R

Part Number KEY
 BLUE - item avail ex. stock
 GREEN - under development
 RED - not a normally stocked line
 555 - also avail in 555 brand
















		 BALL JOINT UPPER	 BALL JOINT LOWER / KING PIN SET	 IDLER	 TIE ROD END L/H OUTER	 TIE ROD END R/H OUTER	 TIE ROD END L/H INNER	 TIE ROD END R/H INNER	 RACK END	 SIDE ROD	 CENTRE ROD	 DRAG LINK	 PITMAN	 SWAY BAR LINK		
10/77-1981	Valiant CM - Power Steer	BJ18	RH-BJ35 LH-BJ36	SX1116CM	TE173L Male	TE173R Male	TE173R Male	TE173L Male							SX808B (18900B)	power steer
VOYAGER																
3/97-4/01	Voyager - from USA 4G 8G		104178 (BJ921)		TE4651	TE4651			RE6070 check prior to ordering						Front STB7068 Rear STB7069	RE7138 - 310mm 14x1.5 (socket) 14x1.5 (tre)
4/01-4/04	Voyager 8G				TE4651	TE4651			RE6070 check prior to ordering						Front STB7068 Rear STB7069	RE7138 - 310mm 14x1.5 (socket) 14x1.5 (tre) RE867 - 330mm 14x1.5 (socket) 14x1.5 (tre) 50mm RE880 - 345mm 14x1.5 (socket) 14x1.5 (tre) RE6070 - 330mm 14x1.5 (socket) 14x1.5 (tre) 100mm
CITROEN																
8/99-on	Berlingo															items 'Genuine Only' this model
1/82-on	BX		BJ3066		TE1066L	TE1065R			RE2029							RE2029 - 120mm 14x1.5 (tre)
7/1978-on	CX 2000, 2200, 2400 Normal Track		BJ8213													
1993-on	Xantia		BJ8039 (QSJ1184)		TE4180 (QR2401S)	TE4280 (QR2402S)			RE6394 (QR2119S)							
1989-94	XM		BJ8039 (QSJ1184)		TR4180 (TE7565)	TR4280 (TE7465)			RE2460							RE2460 - 290mm 14x1.5 (tre)
1994-on	XM	BJ4034			TE1741	TE1742			RE3812							RE3812 - 340mm 14x1.5 (tre)
1997-on	Xsara - power steer		BJ4038 16mm spigot		TE8175	TE8175			RE3812							BJ4038 - power steer & turbo diesel RE3812 - 340mm 14x1.5 (tre)
1997-on	Xsara - manual steer Chassis CH7970-on		BJ4039 (QSJ1600) 18mm spigot		TE8175	TE8175			RE3812							BJ4039 - manual steer RE3812 - 340mm 14x1.5 (tre)
COBRA REPLICA																
1985-on	Cobra 5.0 Itr Sports as manufactured by "The Replica Motor Co." Western Australia	BJ154	BJ155		TE525R	TE525R										

Part Number KEY
 BLUE - item avail ex. stock
 GREEN - under development
 RED - not a normally stocked line
 555 - also avail in 555 brand

	BALL JOINT UPPER	BALL JOINT LOWER / KING PIN SET	IDLER	TIE ROD END L/H OUTER	TIE ROD END R/H OUTER	TIE ROD END L/H INNER	TIE ROD END R/H INNER	RACK END	SIDE ROD	CENTRE ROD	DRAG LINK	PITMAN	SWAY BAR LINK	

















COMMER														
1951	"S" series		KX41 NLA		TE72R	TE72L								
1952-55	"T" series		KX41 NLA		TE72R	TE72L								
1956-65	"B" series		KX41 NLA		TE72R	TE72L								
1962-81	1500 van 15cwt / 2500 van 25cwt Series I,II,IIA,III,IV,PA,PB		KX199		TE125R	TE125L	TE125L	TE125R			RH-TE125L LH-TE125R ends only	TE125R front TE125L rear ends only		King pin set .812" x 4.750" Upper inner control arm kit - SX1066A
1957-63	Cob Series I, 11 8 cwt	BJ30 NLA	KX185 NLA											Upper inner control arm kit - SX1024A Lower inner control arm kit - SX1078A
1962-65	Cob Series III 8cwt	BJ31 NLA	BJ32 NLA		TE125L	TE125L	TE125R	TE125R						
1970-81	18cwt 2000 series		KX199		TE125R	TE125L	TE125L	TE125R			RH-TE125L LH-TE125R	TE125R front TE125L rear		King pin set .812" x 4.750" TE125L & R - for drag link = ends only
DAEWOO														
1994-6/98	1.5i, Cielo		BJ800		TE951	TE950	TE4634	TE4633						M16x1.5 Tie Rod Thread
3/95-6/97	Espero JF,JA		BJ800		TE951	TE950	TE4634	TE4633						M16x1.5 Tie Rod Thread
4/03-12/04	Kalos T200								RE6656					RE6656 - 216mm 16x1.5 (socket) 12x1.5 (tre)
9/03-12/04	Lacetti J200								RE896L					RE896L - 305mm 16x1.5 (socket) 14x1.5 (tre)
6/97-03	Lanos TA,TF		BJ800		TE951	TE950	TE4634	TE4633						M16x1.5 Tie Rod Thread
8/97-05	Leganza VA,VF		BJ5809		TE9753	TE9753			RE9344 or RE898				Front RH-STB7083 LH-STB7082 Rear STB7084	RE898 - 307mm 18x1.5 (socket) 14x1.5 (tre) M14x1.5 Tie Rod Thread
MUSO - see SSANYONG														
6/97-11/03	Nubira		BJ648		TE9753	TE9753			RE9343				Front	RE9343 - 355mm


Part Number KEY
 BLUE - item avail ex. stock
 GREEN - under development
 RED - not a normally stocked line
 555 - also avail in 555 brand

		 BALL JOINT UPPER	 BALL JOINT LOWER / KING PIN SET	 IDLER	 TIE ROD END L/H OUTER	 TIE ROD END R/H OUTER	 TIE ROD END L/H INNER	 TIE ROD END R/H INNER	 RACK END	 SIDE ROD	 CENTRE ROD	 DRAG LINK	 PITMAN	 SWAY BAR LINK		
	J100 J150		(BJ422) requires bolts 2 x 12mmx30mm		14x1.5	14x1.5			(RE672)						Universal STB4209 260mm 6/97-10/99 Front STB7084 Rear STB7085 11/99-12/03 Front STB7086 Rear STB7085	BJ648 needs 2 bolts 12mm x 30mm STB4209 - universal fit - trim to suit STB7084 - specific fit STB7085 - specific fit STB7086 - specific fit STB7085 - specific fit
7/99-9/04	Matiz Manual Steer		BJ6654		TE5237 14x1.5	TE5237 14x1.5										
7/99-9/04	Matiz Power Steer		BJ6654		TE5238 12x1.5	TE5238 12x1.5			RE5237 12x1.5							
11/00-12/04	Tacuma Wagon 4 cyl Z11		BJ4053		TE4052	TE4051								Front STB4209 260mm		
DAIHATSU																
APPLAUSE																
1989-92	Applause A101 - manual steer		RH-BJ7102 LH-BJ7104 inc. Arm		TE723L RHT 12x1.25	TE723R RHT 12x1.25			RE966							
1989-92	Applause A101 - power steer		RH-BJ7102 LH-BJ7104 inc. Arm		TE723L RHT 12x1.25	TE723R RHT 12x1.25			RE967							RE967 - 270mm 12x1.25 (socket) 12x1.25 (tre)
4/92-on	Applause B101 - manual steer		RH-BJ7102 LH-BJ7104 inc. Arm		TE952	TE952			RE966							
4/92-on	Applause B101 - power steer		RH-BJ7102 LH-BJ7104 inc. Arm		TE952	TE952			RE967							RE967 - 270mm 12x1.25 (socket) 12x1.25 (tre)
CENTRO																
3/95-12/97	Centro															

C o n t a i n s
















Part Number KEY
 BLUE - item avail ex. stock
 GREEN - under development
 RED - not a normally stocked line
 555 - also avail in 555 brand

		 BALL JOINT UPPER	 BALL JOINT LOWER / KING PIN SET	 IDLER	 TIE ROD END L/H OUTER	 TIE ROD END R/H OUTER	 TIE ROD END L/H INNER	 TIE ROD END R/H INNER	 RACK END	 SIDE ROD	 CENTRE ROD	 DRAG LINK	 PITMAN	 SWAY BAR LINK			
	L500																
	CHARADE																
1977-10/82	Charade G10		RH-BJ402R LH-BJ403L inc. Arm		TE684	TE684											
1982-86	Charade G11 - ball joint & control arm		BJ4208R inc. Arm 		TE685L RH Thread curved 90mm 12x1.25 F	TE685R RH Thread curved 90mm 12x1.25 F											TE685L & R = right hand thread 12x1.25 Female BJ4208R+ARM - LH & RH Assembly spigot style
1/87-89	Charade G100,G101,G102 - ball joint & control arm - manual steer		RH-BJ4210R LH-BJ4211L inc. Arm		TE723L RHT 12x1.25	TE723R RHT 12x1.25											TE723L & R = right hand thread RE870 - 275mm 11x1.5 (socket) 12x1.25 (tre)
1989-93	Charade G100,G101,G102 - ball joint & control arm - power steer		RH-BJ4210R LH-BJ4211L inc. Arm		TE723L RHT 12x1.25	TE723R RHT 12x1.25											TE723L & R = right hand thread RE1001 - 255mm 12x1.25 (socket) 12x1.25 (tre) RE7014 - 265mm 11x1.5 (socket) 12x1.25 (tre)
5/93-7/00	Charade G200,G203 - manual steer		RH-BJ7710 LH-BJ7711 inc. Arm		TE723L RHT 12x1.25	TE723R RHT 12x1.25											
5/93-7/00	Charade G200,G203 - power steer		RH-BJ7710 LH-BJ7711 inc. Arm		TE723L RHT 12x1.25	TE723R RHT 12x1.25											RE1001 - 255mm 12x1.25 (socket) 12x1.25 (tre) RE7014 - 265mm 11x1.5 (socket) 12x1.25 (tre)
	CUORE																
1999-on	Cuore		BJ7208 inc. Arm		TE872 'straight' - check before ordering or TE685L 'curved' - check before ordering	TE873 or TE685R											TE872/873 - 12x1.25mm Female Thread Some Models use TE685R & L (curved type) RE8721 - 218mm 11x1.5 (socket) 12x1.25 (tre)
	MIRA																
4/90-on	Mira L102, L200, L300 2WD		BJ7208 inc. Arm		TE872 'straight' - check before ordering or TE685L 'curved' - check before ordering	TE873 or TE685R											TE872/873 - 12x1.25mm Female Thread Some Models use TE685R & L (curved type)




















Part Number KEY
 BLUE - item avail ex. stock
 GREEN - under development
 RED - not a normally stocked line
 - also avail in 555 brand

Copyright © 2011
 Copyright Roadsafe Automotive
 Products Pty. Ltd. © 2011
 All Rights Reserved. E.&O.E.

		 BALL JOINT UPPER	 BALL JOINT LOWER / KING PIN SET	 IDLER	 TIE ROD END L/H OUTER	 TIE ROD END R/H OUTER	 TIE ROD END L/H INNER	 TIE ROD END R/H INNER	 RACK END	 SIDE ROD	 CENTRE ROD	 DRAG LINK	 PITMAN	 SWAY BAR LINK		
2/97-00	MOVE Move L601															
2/1997-1/01	PYZAR Pyzar G301		RH-BJ7710 LH-BJ7711 inc. Arm		TE723L RHT 12x1.25	TE723R RHT 12x1.25			RE7014 5dr Wagon							RE7014 - 265mm 11x1.5 (socket) 12x1.25 (tre)
1998-2/05	SIRION Sirion M100, M101		RH-BJ7710 LH-BJ7711 inc. Arm		TE723L RHT 12x1.25	TE723R RHT 12x1.25			RE1007							RE1007 - 265mm 14x1.5 (socket) 12x1.25 (tre)
2/97-12/05	TERIOS Terios J100								RE866 (RE3270)							RE866 - 315mm 14x1.5 (socket) 14x1.5 (tre)
11/05-on	Terios J200, J202, J210, J212															
DAIHATSU - Commercial																
1970-on	DELTA Delta 1500,2000,DV20L		KX704													
1973-77	Delta SV17,SV18		KX273													King pin set 25 x 155mm
1973-77	Delta SV23,SV26,DV23,DV26,DV28		KX273		TE599L 555	TE599R 555										King pin set 25 x 155mm
1977-84	Delta V10,V20,V30,V40,V50,V110 (Series)		KX274		TE600L 555	TE600R 555										King pin set 28 x 165mm TE600R - 93mm 20x1.5 RHT BLD 16.45mm
9/84-on	Delta V50,V70,V90 (Series) - manual steer				TE600L 555	TE600R 555				TR2270	TR7320					manual steer TE600R - 93mm 20x1.5 RHT BLD 16.45mm
9/84-on	Delta V50,V70,V90 (Series) - power steer				TE686L 555	TE686R 555				TR2270	TR7320					power steer TE686R - 103mm 20x1.5 BLD 17.87mm
1985-8/92	Delta (Wide Van Wagon) KB26,YB2#,CB2#	BJ173 555	BJ225 555		TE3675R 555	TE3675R 555			RE883 manual	TR2270						RE883 - 192mm 14x1.5 (socket) 14x1.5 (tre) BJ225 - 4 bolt mount BLD 16.7mm TE3675R - 228mm c/c 14x1.5 Female BLD 13.05mm
1985-8/92	Delta (Wide Van Wagon) KB26,YB2#,CB2#	BJ173 555	BJ225 555		TE3675R 555	TE3675R 555			RE878 power	TR2270						RE878 - 190mm 14x1.5 (socket) 14x1.5 (tre) BJ225 - 4 bolt mount BLD 16.7mm

Part Number KEY
 BLUE - item avail ex. stock
 GREEN - under development
 RED - not a normally stocked line
 555 - also avail in 555 brand

Copyright © 2011
 Copyright Roadsafe Automotive
 Products Pty. Ltd. © 2011
 All Rights Reserved. E.&O.E.
















		 BALL JOINT UPPER	 BALL JOINT LOWER / KING PIN SET	 IDLER	 TIE ROD END L/H OUTER	 TIE ROD END R/H OUTER	 TIE ROD END L/H INNER	 TIE ROD END R/H INNER	 RACK END	 SIDE ROD	 CENTRE ROD	 DRAG LINK	 PITMAN	 SWAY BAR LINK		
																TE3675R - 228mm c/c 14x1.5 Female BLD 13.05mm
	F series inc. ROCKY															
1977-84	F Series & Rocky F20,F25,F50,F60,F65				TE712L 555	TE600R 555										TE712L - 322mm 22x1.5 LHT BLD 16.45mm
1984-87	F Series & Rocky F70,F75,F80,F85				TE712L 555	TE600R 555					TR647 555					TR647 - consists of TE712L & TE600R TE712L - 322mm 22x1.5 LHT BLD 16.45mm TE600R - 93mm 20x1.5 RHT BLD 16.45mm
1987-on	F Series & Rocky F70,F73,F75,F77,F78						TE959	TE959								
10/88-5/98	Feroza F300 I, II, III	BJ5680 4 bolt sml	BJ3680 4 bolt lg	SX7601	TE955 LH Thread	TE954 RH Thread	TE958 RH Thread	TE953 LH Thread						SX7605		 SX7601  SX7605
	HANDI-VAN															
	HIJET															
1968-76	Hijet Van S37,L37,S38,S40	RH-BJ316 (BJ253R) LH-BJ311 (BJ253L)	RH-BJ254R LH-BJ254L		TE810L (TE687L)	TE810R (TE687R)	TE810R (TE687R)	TE810L (TE687L)								
1979-1/83	Hijet Van S10, S70	RH-BJ316 (BJ253R) LH-BJ311 (BJ253L)	RH-BJ256R LH-BJ256L		TE810L (TE687L)	TE810R (TE687R)	TE810R (TE687R)	TE810L (TE687L)								
1976-4/81	Hijet Van S38,S40,S60	RH-BJ316 (BJ253R) LH-BJ311 (BJ253L)	RH-BJ312 (BJ255R) LH-BJ313 (BJ255L)		TE810L (TE687L)	TE810R (TE687R)	TE810R (TE687R)	TE810L (TE687L)								
4/81-86	Hijet Van S65	RH-BJ316 (BJ253R) LH-BJ311 (BJ253L)	RH-BJ312 (BJ255R) LH-BJ313 (BJ255L)		TE688L 555 Female LHT M14x1.5	TE688R 555 Female RHT M14x1.5	TE688R 555 Female RHT M14x1.5	TE688L 555 Female LHT M14x1.5								
4/81-90	Hijet Van S70,S75,S80,S85				TE688L 555	TE688R 555	TE688R 555	TE688L 555								

Part Number KEY
 BLUE - item avail ex. stock
 GREEN - under development
 RED - not a normally stocked line
 555 - also avail in 555 brand
















Copyright © 2011
 Copyright Roadsafe Automotive
 Products Pty. Ltd. © 2011
 All Rights Reserved. E.&O.E.

OEM Products ROADsafe		BALL JOINT UPPER	BALL JOINT LOWER / KING PIN SET	IDLER	TIE ROD END L/H OUTER	TIE ROD END R/H OUTER	TIE ROD END L/H INNER	TIE ROD END R/H INNER	RACK END	SIDE ROD	CENTRE ROD	DRAG LINK	PITMAN	SWAY BAR LINK	OEM Products ROADsafe
					Female LHT M14x1.5	Female RHT M14x1.5	Female RHT M14x1.5	Female LHT M14x1.5							
1998-on	TERIOS Terios 4WD J100G, J102G														RE866 - 315mm 14x1.5 (socket) 14x1.5 (tre)
DAIMLER - see JAGUAR															
DANA/SPICER AXLES															
<p>FRONT AXLE MODEL # IDENTIFICATION The tag to identify the front non-drive steering axles is located between the spring pads on the front side of the centre beam section.</p>															
	I-50 (5,000lbs), I-60 (6,000 lbs), I-75 (7,500lbs) I-80 (8,000lbs)		300-218		310-183	310-184									King pin set with metal bushes 1.359" x 7.970"
	I-90 (9,000lbs) Tie rod ends for straight I-Beam axle only				310-215	310-216									Tie rod end - 9.18" stud centre to end
	I-108 (10,800lbs), I-120 (12,000lbs), I-132 (13,200lbs) Tie rod ends for straight I-Beam axle only		300-249		310-215	310-216									Twin keyway king pin set with metal bushes - 1.61" x 9.660"
DATSUN - see NISSAN															
DE SOTO															
1941-52	Custom S8C,S10C,S11C, Deluxe S8S,S10S, S11S (not 7 passenger sedan, limo & S11S wagon)		KX22		TE49L	TE49R	TE49R	TE49L							Upper inner control arm - SX1012A - NLA
1953-57	Diplomat S7U,SP25 series manual steer		KX21		TE423L (TE114L)	TE423L (TE114L)									Upper inner control arm - SX1012A - NLA
1948-50	SA108, SB108, SA226 3/4-1 ton		KX23 NLA		TE49L	TE49R						TE49L & R ends only			King pin set - .795" x 5 3/8"
1948-56	64, 64P4, 65P4, 86P6, 87P6, 88P6, 103, 103P6, 105P6, 106P6, 123, 124, 125, 126, 134, 2-6ton		KX76 NLA		TE72R	TE72L						TE72L & R ends only			
1950-58	SB226, SC226, 226AS/BS/CS, 233AS, BS, 25-30 cwt		KX90		TE49L	TE49R						TE49L & R			King pin set - .8725" x 5 3/8"

Part Number KEY
 BLUE - item avail ex. stock
 GREEN - under development
 RED - not a normally stocked line
 - also avail in 555 brand
















		 BALL JOINT UPPER	 BALL JOINT LOWER / KING PIN SET	 IDLER	 TIE ROD END L/H OUTER	 TIE ROD END R/H OUTER	 TIE ROD END L/H INNER	 TIE ROD END R/H INNER	 RACK END	 SIDE ROD	 CENTRE ROD	 DRAG LINK	 PITMAN	 SWAY BAR LINK		
	SC108, 108AS, 108BS/CS/DS, 15 cwt		NLA													
1953-58	359AS/BS, 671AS/BS, 865AS/BS, 871AS/BS, 2 1/2-6 ton 203/205/223/225/264, 2-6 ton		KX76 NLA		TE72R	TE72L							ends only			
DODGE																
CHARGER, CORONET																
1955-78	Charger, Coronet	BJ8			TE173R	TE173R	TE173L	TE173L								
CHALLENGER etc.																
1962-69	Challenger, Charger, Magnum, Crestwood Super Bee, Monaco, Polara etc.	BJ8														
1970-78	Challenger, Charger, Magnum, Crestwood Super Bee, Monaco, Polara etc.	BJ8	RH-BJ493 LH-BJ494		TE173R Male	TE173R Male	TE173L Male	TE173L Male								
DART																
1960-62	Dart SD1, SD2	BJ8			TE173R	TE173R	TE173L	TE173L								
1963-72	Dart - all models	BJ18			TE173R (to 1969)	TE173R (to 1969)	TE173L (to 1969)	TE173L (to 1969)								
1973-79	Dart, Aspen, Swinger	BJ8														
DIPLOMAT, MONACO																
1976-89	Diplomat, Monaco, St.Regis (not Royal)	BJ8														
PHOENIX																
1963-65	Phoenix TD2, VD2	BJ8	RH-BJ493 LH-BJ494		TE173R <i>check orientation before ordering</i>	TE173R <i>check orientation before ordering</i>	TE173L <i>check orientation before ordering</i>	TE173L <i>check orientation before ordering</i>								BJ493 US Alternate 10220 BJ494 US Alternate 10221
1965-73	Phoenix AP2,DB6,DC6,DD6,DE6,DF6,DG6	BJ8	RH-BJ493 LH-BJ494		TE173L <i>check orientation before ordering</i>	TE173R <i>check orientation before ordering</i>	TE173R <i>check orientation before ordering</i>	TE173L <i>check orientation before ordering</i>								BJ493 US Alternate 10220 BJ494 US Alternate 10221
DODGE - Commercial																
DODGE RAM																
1994-on	Dodge Ram 2500, 3500 4WD Pickup with Dana 44 axle	BJ490 (305-112)	BJ489 (10253)													BJ489 - press in Body dia. 44.5mm
1994-on	Dodge Ram 2500, 3500 4WD Pickup with Dana 60 axle	BJ484 (305-126)														
DODGE TRUCK																
1941-52	D19,D22,D24,D30,D31,D32,D34,D36,D39,				TE49L	TE49R	TE49R	TE49L								

Part Number KEY
 BLUE - item avail ex. stock
 GREEN - under development
 RED - not a normally stocked line
 555 - also avail in 555 brand

		 BALL JOINT UPPER	 BALL JOINT LOWER / KING PIN SET	 IDLER	 TIE ROD END L/H OUTER	 TIE ROD END R/H OUTER	 TIE ROD END L/H INNER	 TIE ROD END R/H INNER	 RACK END	 SIDE ROD	 CENTRE ROD	 DRAG LINK	 PITMAN	 SWAY BAR LINK		
	D40,D42,Way Farer D29,D33,D41															
1953-57	Kingsway D43-1,D49-1,D49-2 (Australian Models) Manual Steer Only					TE423L (TE114L)	TE423L (TE114L)									
1957-58	Utility D49A-2 serial# 436 on (also 347-365 inc.) D49A-3 series# 98 on; series# 28 on					TE423L (TE114L)	TE423L (TE114L)									
1957-77	C600,D600,L600,S600,C700,CT700,D700, DC700,L700,C800,CT800,D800,C850,C900, VL900,VLT900,LNT900,LV900,C1000 with 7000lb axle	BJ8	300-140		310-142 LH Thread	310-143 RH Thread										Twin keyway king pin set with metal bushes - 1.234" x 7.440"
1962-73	AT4-114,129,229,329,353 1-3 ton	BJ8	300-112		TE175L male	TE175R male										King pin set with metal bushes 0.8605" x 5.440"
1962-73	AT4-460,475,500,560,575,660,675,690 4, 5, 6 ton with 5000lb axle	BJ8	300-135		310-282 LH Thread	310-281 RH Thread										King pin set with metal bushes 1.124" x 7.250"
1962-73	AT4-660H,660HD,675H,675HD,690H, 690HD,760,760D,775,775D, 6-7 ton with 7000lb axle	BJ8	300-140		310-142 LH Thread	310-143 RH Thread										Twin keyway king pin set with metal bushes - 1.234" x 7.440"
1973-77	D5N - 200 & 300 series 2160, 2180, 2260, 2280 & 3260, 3280, 3560, 3580		KX840		TE175L (ES428L) male	TE175R male										Single keyway king pin set 25mm x 138mm
1973-77	D5N - 400 & 500 series 466, 468, 478, 566, 568, 576, 578 56D, DF3-650 3-5 ton with 5000lb axle		300-135		TE175L (ES428L) male	TE175R male										Twin keyway king pin set with metal bushes - 1.124" x 7.250"
6/79-on	Dodge 700 series 13,200kg		KX244													Stepped King Pin
1966-77	Utility 106C series VE,VF,VJ,VH-E-20,VS,VK	BJ18	RH-BJ35 LH-BJ36	SX1116	TE173L Male	TE173R Male	TE173R Male	TE173L Male					SX808 m/steer			Idler arm ball bearing kit - SX1103A Pitman - if converted to p/steer - SX808B
1966-68	Utility 106C VE-E-20 (with disc brakes & combination of steering knuckle, adaptor & shield)	BJ18	RH-BJ80 LH-BJ81	SX1116	TE173L Male	TE173R Male	TE173R Male	TE173L Male								Idler arm ball bearing kit - SX1103A
EUNOS - see MAZDA																
FIAT																
7/66 - 1/73	124 series I	BJ1765	BJ1766		TE395L	TE395L										
























Part Number KEY
 BLUE - item avail ex. stock
 GREEN - under development
 RED - not a normally stocked line
 455 - also avail in 555 brand

Copyright © 2011
 Copyright Roadsafe Automotive
 Products Pty. Ltd. © 2011
 All Rights Reserved. E.&O.E.
















		 BALL JOINT UPPER	 BALL JOINT LOWER / KING PIN SET	 IDLER	 TIE ROD END L/H OUTER	 TIE ROD END R/H OUTER	 TIE ROD END L/H INNER	 TIE ROD END R/H INNER	 RACK END	 SIDE ROD	 CENTRE ROD	 DRAG LINK	 PITMAN	 SWAY BAR LINK		
2/73-2/76	124 series II	BJ1765	BJ1766		TE395L	TE395L	TE1477	TE1477								
1961-73	125	BJ72	BJ157		TE400R	TE400R	TE400L	TE400L								
1963-67	1300, 1500	BJ72	BJ121		TE400R	TE400R										
1963-69	500D/E/F chassis # 575440-on; 600E, 770				TE395L	TE395L	TE399R	TE399R			TR398					
1964-72	850 series				TE395L	TE395L	TE397R	TE396R			TR398					
1966-76	124 sedan, Special Coupe, Spyder	BJ121	BJ73		TE395L	TE395L	TE399R	TE399R			TR398					
1966-76	Sports	BJ121	BJ73		TE395L	TE395L	TE399R	TE399R			TR398					
1973-75	128				TE532R	TE532R										
1970-76	130				TE400R	TE400R										
1976-81	131, Mirafiori, Supermirafiori		BJ2018 inc. Arm		TE3637R	TE3637R										
1981-12/86	131 Superbrava		BJ2018 inc. Arm													
4/72-85	132, Argenta	BJ72	BJ157		TE400R	TE400R	TE400L	TE400L								
3/02-11/06	Ducato								RE6647							RE6647 - 331mm 16x1.5 (socket) 16x1.5 (tre)
4/83-90	Regata 100S (16L) - manual steer		BJ440 inc. Arm		TE1837	TE1837			RE2027							RE2027 - 275mm
6/83-90	Regata 100S (16L) - power steer		BJ440 inc. Arm		TE1837	TE1837			RE4086							RE4086 - 215mm

TIE ROD END SELECTION
 Inner & Outer Tie Rod End Selection: NOTE - there is a threaded connecting tube for inner & outer tie rod ends - if this is reversed the tie rod end threads will appear to be incorrect. Please ensure the connecting tubes are in the correct orientation prior to selecting tie rod ends.






















Part Number KEY
 BLUE - item avail ex. stock
 GREEN - under development
 RED - not a normally stocked line
 555 - also avail in 555 brand

		 BALL JOINT UPPER	 BALL JOINT LOWER / KING PIN SET	 IDLER	 TIE ROD END L/H OUTER	 TIE ROD END R/H OUTER	 TIE ROD END L/H INNER	 TIE ROD END R/H INNER	 RACK END	 SIDE ROD	 CENTRE ROD	 DRAG LINK	 PITMAN	 SWAY BAR LINK		
FORD																
CAPRI																
1969-73	Capri - 1.6lt 4cyl & 3.0lt V6 Deluxe GT, XL, 3000 GT 2 door coupe one piece lower arm/ball joint		RH-BJ124 LH-BJ125 inc. Arm		TE406R	TE406R										BJ124/125 - Control Arm & Ball Joint
10/89-7/94	Capri SA,SB,SC,SE front wheel drive with manual steer		BJ330 (BJ180) 		TE3624R (TE885) 	TE3624R (TE885) 			RE892							TE3624R - 73mm 12x1.25 female BLD 12.55mm RE892 - 325mm 14x1.5 (socket) 12x1.25 (tre)
10/89-7/94	Capri SA,SB,SC,SE front wheel drive with power steer		BJ330 (BJ180) 		TE3624R (TE885) 	TE3624R (TE885) 			RE894L (RE7006)							TE3624R - 73mm 12x1.25 female BLD 12.55mm RE894L - 324mm 17x1 (socket) 12x1.25 (tre)
CONSUL / CORSAIR																
1963-70	Consul, Corasir		BJ5216RK (repair kit) NLA	SX1084 NLA	TE171L	TE171R	TE171R	TE171L								BJ5216RK repair kit is used to rebuild ball joint assy's which are equipped with full ball type ball studs. In cases where assy's are equipped with 1/2 ball type ball studs rebuild is no longer available.
1966-70	Consul		BJ142	SX1266 SX1266RK - idler repair kit	TE403R	TE403R	TE405L NLA	TE404L NLA								Lower inner control arm kit - SX1048A - NLA
1971-73	Consul, Granada	BJ144	BJ143		TE422R Female	TE422R Female				RE902						RE902 - 240mm 20x1.25 (socket) 14x2 (tre) BJ143 - 2 bolt mount BLD15.03mm
1986-on	Corsair - all models TRW rack		BJ286 		TE739 14x1.5 Female	TE739 14x1.5 Female				RE1018 (P191013) 14mm thread						RE1018 - 310mm 16x1.5 (socket) 14x1.5 (tre) TE739 - 75mm 14x1.5 RHT Female
1986-on	Corsair - all models Japanese rack		BJ267 (BJ555) 		TE665 (TE2225) 12mm thread	TE665 (TE2225) 12mm thread				RE857 12mm thread						RE857 - 280mm 16x1.0 (socket) 12x1.25 (tre)
CORTINA																
1962-67	Cortina MKI 1200,1500 CB,CE,GT,GT500 (not Lotus Cortina)		BJ5216RK (repair kit) NLA RH-BJ40 LH-BJ41	SX1084 NLA	TE171L	TE171R	TE171R	TE171L								BJ5216RK repair kit is used to rebuild ball joint assy's which are equipped with full ball type ball studs. In cases where assy's are equipped with 1/2 ball type ball studs BJ40 or BJ41 assy (according to side) must be used.

Part Number KEY
 BLUE - item avail ex. stock
 GREEN - under development
 RED - not a normally stocked line
 - also avail in 555 brand

		 BALL JOINT UPPER	 BALL JOINT LOWER / KING PIN SET	 IDLER	 TIE ROD END L/H OUTER	 TIE ROD END R/H OUTER	 TIE ROD END L/H INNER	 TIE ROD END R/H INNER	 RACK END	 SIDE ROD	 CENTRE ROD	 DRAG LINK	 PITMAN	 SWAY BAR LINK		
			NLA													after which BJ5216RK can be used for future rebuilding. BJ40/41 - ball joint assy's with 3/8"(10mm) diameter mounting attachment holes
1967-71	Cortina MkII 1300,1500,1600 CD L series one piece lower arm/ball joint		BJ142	SX1266 SX1266RK - idler repair kit	TE403R	TE403R	TE405L NLA	TE404L NLA			TE1509RK NLA					TE1509RK - repair kit only Idler or Pitman Arm Bush Kit - SX1266RK
1971-77	Cortina TC,TD	BJ144	BJ143		TE422R Female	TE422R Female			RE902							RE902 - 240mm 20x1.25 (socket) 14x2 (tre) BJ143 - 2 bolt mount BLD 15.03mm
1977-82	Cortina TE,TF	BJ123	BJ152		TE524R	TE524R			RE821 (RE903) m/steer RE6412 p/steer							RE821 - 290mm F24x1.25 (socket) 14x2 (tre) RE6412 - 296mm F22x1.5 (socket) 14x2 (tre) BJ152 - 2 bolt mount BLD 16.25mm
COUGAR																
9/99-12/02	Cougar - SW, SX														Front STB7104 Rear STB7105	
ESCAPE																
2001-02	Escape		BJ306 (BJ4170)		TE4170	TE4170			RE4170 (RE2240)						Front STB8820	RE4170 - 351mm 16x1.5 (socket) 14x1.5 (tre)
2002-06	Escape		BJ306 or RH-BJ3433R LH-BJ3433L inc. Arm		TE4170	TE4170			RE4170 (RE2240)						Front STB8820	RE4170 - 351mm 16x1.5 (socket) 14x1.5 (tre)
2006-on	Escape (JW)				TE9421	TE9421										
ESCORT																
1954-63	Escort - English (Anglia, Prefect, Squire, Popular)				TE118L	TE118R	TE118R	TE118L								SX1086 - idler arm repair kit
9/68-3/75	Escort MKI - 1100,1300,1500,1600 one piece lower arm/ball joint		RH-BJ124 LH-BJ125		TE406R	TE406R			RE710 fine							BJ124/125 - Control Arm & Ball Joint RE710 - 240mm F27/32"x20tpi (socket) 1/2"x20tpi (tre)


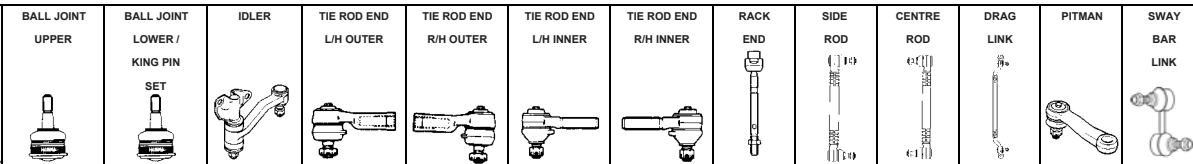
Part Number KEY
 BLUE - item avail ex. stock
 GREEN - under development
 RED - not a normally stocked line
 555 - also avail in 555 brand

		 BALL JOINT UPPER	 BALL JOINT LOWER / KING PIN SET	 IDLER	 TIE ROD END L/H OUTER	 TIE ROD END R/H OUTER	 TIE ROD END L/H INNER	 TIE ROD END R/H INNER	 RACK END	 SIDE ROD	 CENTRE ROD	 DRAG LINK	 PITMAN	 SWAY BAR LINK		
6/75-7/80	Escort MKII - 1600,1800,2000 one piece lower arm/ball joint		RH-BJ124 LH-BJ125		TE422R Female	TE422R Female			RE904 coarse							BJ124/125 - Control Arm & Ball Joint RE904 - 240mm F20x1.25 (socket) 14x2 (tre)
1980-92	Escort MKIII				TE406R	TE406R			QR2134							QR2134 - suits 90-92 only - special buy-in
1993-on	Escort MKIV & V				TE2688	TE2687			QR2467							QR2467 - suits 93-95 only - special buy-in
FAIRLANE																
1962-65	Fairlane Compact FB,FC,FD	BJ34 or BJ34+ARM inc. Arm														
1966-67	Fairlane ZA Outer tie rod ends longer than inners	BJ34 or BJ34+ARM inc. Arm	BJ74	SX1117	TE414R 250mm long RH Thread	TE414R 250mm long RH Thread	TE390L (ES359L)	TE390L (ES359L)	 SK668 FORD XR-XC.ZA-ZH.XD-XF UTE/VAN/WAGON			XW3590A manual steer only				Spring saddle (rubber) - XR3388A (single) Upper inner control arm kit - SX1118A Shackle Kit (Rear Hanger) - SK6688 Camber Pin - F66 (12.5mm)
1966-67	Fairlane ZA Outer tie rod ends shorter than inners	BJ34 or BJ34+ARM inc. Arm	BJ74	SX1117	TE391R 120mm long Ball stud 7/16" dia. thread	TE391R 120mm long Ball stud 7/16" dia. thread	TE415L 275mm long Ball stud 7/16" dia. thread	TE415L 275mm long Ball stud 7/16" dia. thread	 SK668 FORD XR-XC.ZA-ZH.XD-XF UTE/VAN/WAGON			XW3590A manual steer only				Spring saddle (rubber) - XR3388A (single) Upper inner control arm kit - SX1118A Shackle Kit (Rear Hanger) - SK6688 Camber Pin - F66 (12.5mm)
1968-69	Fairlane ZB,ZC	BJ34 or BJ34+ARM inc. Arm	BJ75	SX1117	TE391R 120mm long Ball stud 7/16" dia. thread	TE391R 120mm long Ball stud 7/16" dia. thread	TE415L 275mm long Ball stud 7/16" dia. thread	TE415L 275mm long Ball stud 7/16" dia. thread	 SK668 FORD XR-XC.ZA-ZH.XD-XF UTE/VAN/WAGON			XW3590A manual steer only				Spring saddle (rubber) - XR3388A (single) Upper inner control arm kit - SX1118A Shackle Kit (Rear Hanger) - SK6688 Camber Pin - F66 (12.5mm)
1969-72	Fairlane ZC,ZD	BJ34 or BJ34+ARM inc. Arm	BJ75	SX1117	TE420R Ball stud 1/2" dia. thread	TE420R Ball stud 1/2" dia. thread	TE421L Ball stud 1/2" dia. thread	TE421L Ball stud 1/2" dia. thread	 SK668 FORD XR-XC.ZA-ZH.XD-XF UTE/VAN/WAGON			XW3590A manual steer only				Spring saddle (rubber) - XR3388A (single) Upper inner control arm kit - SX1118A Shackle Kit (Rear Hanger) - SK6688 Camber Pin - F66 (12.5mm)
1972-79	Fairlane ZF,ZG,ZH & LTD - manual steer	BJ94	BJ75 ball joint only or BJ75-ARM multi fit	SX1119	TE420R Ball stud 1/2" dia. thread	TE420R Ball stud 1/2" dia. thread	TE421L Ball stud 1/2" dia. thread	TE421L Ball stud 1/2" dia. thread	 BJ75-ARM Designed to feature a polyurethane bush & two crush tubes to suit all applications! suits XT-XF Falcon 65-88			SX809 (18901)				Spring saddle (rubber) - XR3388A (single) Upper inner control arm kit - SX1118A SX1119 - rubber bushes' both ends SX1119U - rubber/urethane combination Shackle Kit (Rear Hanger) - SK6688 Camber Pin - F66 (12.5mm)
1972-79	Fairlane ZF,ZG,ZH & LTD - power steer	BJ94	BJ75 ball joint only or BJ75-ARM multi fit	SX1119	TE420R Ball stud 1/2" dia. thread	TE420R Ball stud 1/2" dia. thread	TE421L Ball stud 1/2" dia. thread	TE421L Ball stud 1/2" dia. thread	 BJ75-ARM Designed to feature a polyurethane bush & two crush tubes to suit all applications! suits XT-XF Falcon 65-88			SX809B (18902)				Spring saddle (rubber) - XR3388A (single) Upper inner control arm kit - SX1118A SX1119 - rubber bushes' both ends SX1119U - rubber/urethane combination Shackle Kit (Rear Hanger) - SK6688 Camber Pin - F66 (12.5mm)

Part Number KEY
 BLUE - item avail ex. stock
 GREEN - under development
 RED - not a normally stocked line
 555 - also avail in 555 brand

		 BALL JOINT UPPER	 BALL JOINT LOWER / KING PIN SET	 IDLER	 TIE ROD END L/H OUTER	 TIE ROD END R/H OUTER	 TIE ROD END L/H INNER	 TIE ROD END R/H INNER	 RACK END	 SIDE ROD	 CENTRE ROD	 DRAG LINK	 PITMAN	 SWAY BAR LINK			
1979-2/88	Fairlane ZJ,ZK,ZL,LTD - manual steer	BJ94	BJ75 ball joint only or BJ75-ARM multi fit	SX1119	TE548R 555	TE548R 555	TE549L 555	TE549L 555							 BJ75-ARM Designed to feature a polyurethane bush & two crush tubes to suit all applications! suits XT-XF Falcon 65-88 <small>© Copyright 2011 Roadsafe Automotive Products Pty. Ltd.</small>	SX809 (18901)	Spring saddle (rubber) - XR3388A (single) Upper inner control arm kit - SX1146A SX1119 - rubber bushes' both ends SX1119U - rubber/urethane combination Camber pin kit - F66 (12.5mm) up to 5/80 Camber pin kit - F67 (14mm) 5/80-on Control Arm - Front Upper L/R - FFU1 Trailing Arm - Rear Upper (ZK-FE) - FRU1 Note - FRU1 will not suit XR6 or XR8 Trailing Arm - Rear Lower (ZK-FE) - FRL2
1979-2/88	Fairlane ZJ,ZK,ZL,LTD - power steer	BJ94	BJ75 ball joint only or BJ75-ARM multi fit	SX1119	TE548R 555	TE548R 555	TE549L 555	TE549L 555								Spring saddle (rubber) - XR3388A (single) Upper inner control arm kit - SX1146A SX1119 - rubber bushes' both ends SX1119U - rubber/urethane combination Camber pin kit - F66 (12.5mm) up to 5/80 Camber pin kit - F67 (14mm) 5/80-on Control Arm - Front Upper L/R - FFU1 Trailing Arm - Rear Upper (ZK-FE) - FRU1 Note - FRU1 will not suit XR6 or XR8 Trailing Arm - Rear Lower (ZK-FE) - FRL2	
1973-76	Landau - manual steer	BJ94	BJ75 ball joint only or BJ75-ARM multi fit	SX1119	TE548R 555	TE548R 555	TE549L 555	TE549L 555								Spring saddle (rubber) - XR3388A (single) Upper inner control arm kit - SX1146A SX1119 - rubber bushes' both ends SX1119U - rubber/urethane combination Camber pin kit - F66 (12.5mm) up to 5/80	
1973-76	Landau - power steer	BJ94	BJ75 ball joint only or BJ75-ARM multi fit	SX1119	TE548R 555	TE548R 555	TE549L 555	TE549L 555								Spring saddle (rubber) - XR3388A (single) Upper inner control arm kit - SX1146A SX1119 - rubber bushes' both ends SX1119U - rubber/urethane combination Camber pin kit - F66 (12.5mm) up to 5/80	
1988-8/89	Fairlane NA,LTD DA	BJ317 (BJ296)	BJ318 or BJ318OS (oversize) (BJ292)		TE817R (TE731) 14mm thread	TE817R (TE731) 14mm thread			RE817 (P191010)							RE817 - 353mm 14x1.5 (socket) 14x2 (tre) Spring saddle (rubber) - XR3388A (single) Control Arm - Front Lower R - FFL1 Control Arm - Front Lower L - FFL2	

Part Number KEY
 BLUE - item avail ex. stock
 GREEN - under development
 RED - not a normally stocked line
 555 - also avail in 555 brand


















PROF


		BALL JOINT UPPER	BALL JOINT LOWER / KING PIN SET	IDLER	TIE ROD END L/H OUTER	TIE ROD END R/H OUTER	TIE ROD END L/H INNER	TIE ROD END R/H INNER	RACK END	SIDE ROD	CENTRE ROD	DRAG LINK	PITMAN	SWAY BAR LINK	
															Trailing Arm - Rear Upper - FRU1 Trailing Arm - Rear Lower - FRL2 Stub Axle - Front Right Non ABS - FS1 Stub Axle - Front Left Non ABS - FS2 Stub Axle - Front Right With ABS - FS3 Stub Axle - Front Left With ABS - FS4
8/89-2/95	Fairlane NA,NB,NC,ND,LTD DA,DB,DC,DD	BJ317 (BJ296)	BJ318 or BJ318OS (oversize) (BJ292)		TE818R (TE732) 16mm thread	TE818R (TE732) 16mm thread				RE818 (P191017)					RE818 - 355mm 14x1.5 (socket) 16x1.5 (tre) Camber Shims - FS15 = 1.5mm, FS30 = 3.0mm Camber Shims - FS60 = 6mm Control Arm - Front Lower R - FFL1 Control Arm - Front Lower L - FFL2 Trailing Arm - Rear Upper - FRU1 Trailing Arm - Rear Lower NA-NC - FRL2 Trailing Arm - Rear Lower NC-ND - FRL3 Stub Axle - Front Right Non ABS - FS1 Stub Axle - Front Left Non ABS - FS2 Stub Axle - Front Right With ABS - FS3 Stub Axle - Front Left With ABS - FS4
3/95-on	Fairlane NF,NL, LTD DE, DF, DL	BJ317 (BJ296)	BJ318 or BJ318OS (oversize) (BJ292)		TE818R (TE732) 16mm thread	TE818R (TE732) 16mm thread				RE1041 (P191041) 5mm shorter than RE818					RE1041 - 350mm 14x1.5 (socket) 16x1.5 (tre) Camber Shims - FS15 = 1.5mm, FS30 = 3.0mm Camber Shims - FS60 = 6mm Trailing Arm - Rear Upper NF - FRU4 (350mm) Trailing Arm - Rear Upper NL - FRU5 (330mm) Trailing Arm - Rear Lower - FRL3 Stub Axle - Front Right NF/NL Non ABS - FS6 Stub Axle - Front Left NF/NL Non ABS - FS5 Stub Axle - Front Left NF With ABS - FS7 Stub Axle - Front Right NF With ABS - FS8
9/98-on	Fairlane AU, BA	BJ425 (BJ396) (BJ397)	BJ426 (BJ395) (BJ398) or RH - BJ426R+ARM LH - BJ426L+ARM		TE3705 (TE3289)	TE3705 (TE3289)				RE1010 (RE651)					RE1010 - 362mm 16x1.5 (socket) 16x1.5 (tre) Rear IRS Toe Adjuster - TE5503
	FALCON														
1960-61	Falcon XK - to Chassis # 4R1-62-66654 & 4B1-62-34	BJ10	BJ11		TE163L Male	TE163L Male	TE163R Male	TE163R Male			TR304	TR304			




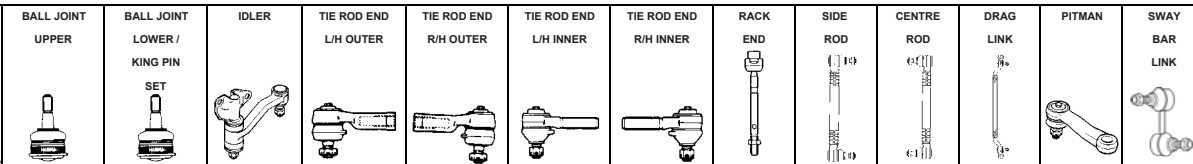
Part Number KEY
 BLUE - item avail ex. stock
 GREEN - under development
 RED - not a normally stocked line
 555 - also avail in 555 brand

300-20-9T 21

		 BALL JOINT UPPER	 BALL JOINT LOWER / KING PIN SET	 IDLER	 TIE ROD END L/H OUTER	 TIE ROD END R/H OUTER	 TIE ROD END L/H INNER	 TIE ROD END R/H INNER	 RACK END	 SIDE ROD	 CENTRE ROD	 DRAG LINK	 PITMAN	 SWAY BAR LINK			
1961-63	Falcon XK - from Chassis # 4R1-62-6655 & 4B1-62-34, XL	BJ10	BJ39		TE163L Male LH Thread	TE163L Male LH Thread	TE163R Male RH Thread	TE163R Male RH Thread				TR304	TR304			BJ39ARM - 15 1/2" long	
1964-66	Falcon XM,XP	BJ34 or BJ34ARM inc. Arm	BJ39		TE184R 5/8" thread imperial Male	TE184R 5/8" thread imperial Male	TE184L Male	TE184L Male					TR304	TR304			BJ39ARM - 15 1/2" long Spring saddle (rubber) - XR3388A (single)
1966-67	Falcon XR Outer tie rod ends longer than inners	BJ34 or BJ34+ARM inc. Arm	BJ74	SX1117 (rubber)	TE414R (ES359R) 250mm long RH Thread Male	TE414R (ES359R) 250mm long RH Thread Male	TE390L (ES363L) 135mm long Male	TE390L (ES363L) 135mm long Male						XW3590A manual steer only			Camber pin kit - F66 (12.5mm) Spring saddle (rubber) - XR3388A (single) Upper inner control arm kit - SX1118A Shackle Kit (Rear Hanger) - SK6688
1966-67	Falcon XR Outer tie rod ends shorter than inners	BJ34 or BJ34+ARM inc. Arm	BJ74	SX1117 (rubber)	TE391R 120mm long Ball stud 7/16" dia. thread Male	TE391R 120mm long Male	TE415L 275mm long Ball stud 7/16" dia. thread Male	TE415L 275mm long Male						XW3590A manual steer only			Camber pin kit - F66 (12.5mm) Spring saddle (rubber) - XR3388A (single) Upper inner control arm kit - SX1118A Shackle Kit (Rear Hanger) - SK6688
1968-69	Falcon XT,XW	BJ34 or BJ34+ARM inc. Arm	BJ75 or BJ75-ARM multi fit	SX1117 (rubber)	TE391R 120mm long Ball stud 7/16" dia. thread Male	TE391R 120mm long Male	TE415L 275mm long Ball stud 7/16" dia. thread Male	TE415L 275mm long Male						XW3590A manual steer only			Camber pin kit - F66 (12.5mm) Spring saddle (rubber) - XR3388A (single) Upper inner control arm kit - SX1118A Shackle Kit (Rear Hanger) - SK6688
1969-72	Falcon XW,XY	BJ34 or BJ34+ARM inc. Arm	BJ75 or BJ75-ARM multi fit	SX1117 (rubber)	TE420R Ball stud 1/2" dia. thread Male	TE420R Male	TE421L Ball stud 1/2" dia. thread Male	TE421L Male						XW3590A manual steer only			Camber pin kit - F66 (12.5mm) Spring saddle (rubber) - XR3388A (single) Upper inner control arm kit - SX1118A Shackle Kit (Rear Hanger) - SK6688
1969-72	Falcon XW,XY - Factory 4x4 only				TE189R	TE190L	TE189R	TE190L									
1972-79	Falcon XA,XB,XC - manual steer	BJ94	BJ75 or BJ75-ARM	SX1119	TE420R Ball stud 1/2" dia. thread Male	TE420R Male	TE421L Ball stud 1/2" dia. thread Male	TE421L Male						SX809 (18901)			Camber pin kit - F66 (12.5mm) Spring saddle (rubber) - XR3388A (single) Upper inner control arm kit - SX1118A (not XC)



Part Number KEY
 BLUE - item avail ex. stock
 GREEN - under development
 RED - not a normally stocked line
 555 - also avail in 555 brand



500-97-2101

		BALL JOINT UPPER	BALL JOINT LOWER / KING PIN SET	IDLER	TIE ROD END L/H OUTER	TIE ROD END R/H OUTER	TIE ROD END L/H INNER	TIE ROD END R/H INNER	RACK END	SIDE ROD	CENTRE ROD	DRAG LINK	PITMAN	SWAY BAR LINK	
			multi fit												SX1119 - rubber bushes' both ends SX1119U - rubber/urethane combination Shackle Kit (Rear Hanger) - SK6688
1972-79	Falcon XA, XB, XC - power steer	BJ94	BJ75 or BJ75-ARM multi fit	SX1119	TE420R Ball stud 1/2" dia. thread Male	TE420R Male	TE421L Ball stud 1/2" dia. thread Male	TE421L Male						SX809B (18902)	Camber pin kit - F66 (12.5mm) Spring saddle (rubber) - XR3388A (single) Upper inner control arm kit - SX1118A (not XC) SX1119 - rubber bushes' both ends SX1119U - rubber/urethane combination Shackle Kit (Rear Hanger) - SK6688
									 BJ75-ARM Designed to feature a polyurethane bush & two crush tubes to suit all applications! suits XT-XF Falcon 65-88 <small>© Copyright 2011 Roadsafe Automotive Products Pty Ltd</small>						
1979-88	Falcon XD, XE, XF - manual steer	BJ94	BJ75 ball joint only or BJ75-ARM multi fit	SX1119	TE548R 555	TE548R 555	TE549L 555	TE549L 555			TR3304 NLA		SX809 (18901)	Front STB8827	BJ75ARM - 18 1/4" long with 2 strut holes ** Camber pin kit - F66 (12.5mm) up to 5/80 Camber pin kit - F67 (14mm) 5/80-on Spring saddle (rubber) - XR3388A (single) Tie rod end sleeve - XD3310A Upper inner control arm kit - SX1146A SX1119 - rubber bushes' both ends SX1119U - rubber/urethane combination Shackle Kit (Rear Hanger) - SK6688 Control Arm - Front Upper L/R - FFU1 Trailing Arm - Rear Upper (XE-XF) - FRU1 Note - FRU1 will not suit XR6 or XR8 Trailing Arm - Rear Lower (XE-XF) - FRL2
1979-88	Falcon XD, XE, XF - power steer	BJ94	BJ75 ball joint only or BJ75-ARM multi fit	SX1119	TE548R 555	TE548R 555	TE549L 555	TE549L 555			TR3304 NLA		SX809B (18902)	Front STB8827	BJ75ARM - 18 1/4" long with 2 strut holes ** Camber pin kit - F66 (12.5mm) up to 5/80 Camber pin kit - F67 (14mm) 5/80-on Spring saddle (rubber) - XR3388A (single) Tie rod end sleeve - XD3310A Upper inner control arm kit - SX1146A SX1119 - rubber bushes' both ends SX1119U - rubber/urethane combination Shackle Kit (Rear Hanger) - SK6688 Control Arm - Front Upper L/R - FFU1 Trailing Arm - Rear Upper (XE-XF) - FRU1 Note - FRU1 will not suit XR6 or XR8 Trailing Arm - Rear Lower (XE-XF) - FRL2
									 BJ75-ARM Designed to feature a polyurethane bush & two crush tubes to suit all applications! suits XT-XF Falcon 65-88 <small>© Copyright 2011 Roadsafe Automotive Products Pty Ltd</small>						

Part Number KEY
 BLUE - item avail ex. stock
 GREEN - under development
 RED - not a normally stocked line
 555 - also avail in 555 brand

		 BALL JOINT UPPER	 BALL JOINT LOWER / KING PIN SET	 IDLER	 TIE ROD END L/H OUTER	 TIE ROD END R/H OUTER	 TIE ROD END L/H INNER	 TIE ROD END R/H INNER	 RACK END	 SIDE ROD	 CENTRE ROD	 DRAG LINK	 PITMAN	 SWAY BAR LINK	
2/88-8/89	Falcon EA	BJ317 (BJ296)	BJ318 or BJ318OS (oversize) (BJ292)		TE817R (TE731) 14mm thread	TE817R (TE731) 14mm thread			RE817 (P191010)	 FFU4 FFU5			Front STB8209	RE817 - 353mm 14x1.5 (socket) 14x2 (tre) Spring saddle (rubber) - XR3388A (single) Control Arm - Front Lower R - FFL1 Control Arm - Front Lower L - FFL2 Control Arm EA early - Front Upper R - FFU3 Control Arm EA early - Front Upper L - FFU2 Control Arm EA late - Front Upper R - FFU4 Control Arm EA late - Front Upper L - FFU5 Trailing Arm - Rear Upper - FRU1 Note - FRU1 will not suit XR6 or XR8 Trailing Arm - Rear Lower - FRL2 Stub Axle - Front Right Non ABS - FS1 Stub Axle - Front Left Non ABS - FS2 Stub Axle - Front Right With ABS - FS3 Stub Axle - Front Left With ABS - FS4	
8/89-9/94	Falcon EA,EB,ED	BJ317 (BJ296)	BJ318 or BJ318OS (oversize) (BJ292)		TE818R (TE732) 16mm thread	TE818R (TE732) 16mm thread			RE818 (P191017)	 SRS1 Falcon EA-AU Power Steering Rack Pressure Switch			Front STB8210	RE818 - 355mm 14x1.5 (socket) 16x1.5 (tre) Camber Shims - AFS15 = 1.5mm, AFS30 = 3.0mm Camber Shims - AFS60 = 6mm Control Arm - Front Lower R - FFL1 Control Arm - Front Lower L - FFL2 Control Arm - Front Upper R - FFU4 Control Arm - Front Upper L - FFU5 Trailing Arm - Rear Upper - FRU1 Note - FRU1 will not suit XR6 or XR8 Trailing Arm (EA-EB) - Rear Lower - FRL2 Trailing Arm (ED) - Rear Lower - FRL3 Stub Axle - Front Right Non ABS - FS1 Stub Axle - Front Left Non ABS - FS2 Stub Axle - Front Right With ABS - FS3 Stub Axle - Front Left With ABS - FS4	
9/94-9/98	Falcon EF, EL	BJ317 (BJ296)	BJ318 or BJ318OS (oversize) (BJ292)		TE818R (TE732) 16mm thread	TE818R (TE732) 16mm thread			RE1041 (P191041) 5mm shorter than RE818	 FFL5 FFL6			Front LPK200	RE1041 - 350mm 14x1.5 (socket) 16x1.5 (tre) Camber Shims - AFS15 = 1.5mm, AFS30 = 3.0mm Camber Shims - AFS60 = 6mm Trailing Arm - Rear Upper EF - FRU4 (350mm) Trailing Arm - Rear Upper EL - FRU5 (330mm) Trailing Arm - Rear Lower - FRL3 Control Arm - Front Lower R - FFL5 Control Arm - Front Lower L - FFL6 Control Arm - Front Upper R - FFU4	

Part Number KEY
 BLUE - item avail ex. stock
 GREEN - under development
 RED - not a normally stocked line
 - also avail in 555 brand

		BALL JOINT UPPER	BALL JOINT LOWER / KING PIN SET	IDLER	TIE ROD END L/H OUTER	TIE ROD END R/H OUTER	TIE ROD END L/H INNER	TIE ROD END R/H INNER	RACK END	SIDE ROD	CENTRE ROD	DRAG LINK	PITMAN	SWAY BAR LINK	
									Switch						<i>Control Arm - Front Upper L - FFU8</i> <i>Stub Axle - Front Right EF/EL Non ABS - FS6</i> <i>Stub Axle - Front Left EF/EL Non ABS - FS5</i> <i>Stub Axle - Front Right EF With ABS - FS7</i> <i>Stub Axle - Front Left EF With ABS - FS8</i>
9/98-3/00	Falcon AU 1	BJ425 (BJ396)	BJ426 (BJ395) or RH - BJ426R+ARM LH - BJ426L+ARM or S1938R - lower inner rear bush S1937R - lower inner front bush S0398R - shock absorber bush		TE3705 (TE3289)	TE3705 (TE3289)			RE1010 (RE651) SRS1 Power Steering Rack Pressure Switch					Front LPK200	RE1010 - 362mm 16x1.5 (socket) 16x1.5 (tre) Camber Shims - ASB15 = 1.5mm, ASB30 = 3.0mm Camber Shims - ASB60 = 6.0mm Rear IRS Toe Adjuster - TE5503 Trailing Arm - Rear Upper (solid axle) - FRU5 Trailing Arm - Rear Lower (solid axle) - FRL3 Control Arm - Front Lower R - BJ426R+ARM Control Arm - Front Lower L - BJ426L+ARM Control Arm - Front Upper R - FFU6 Control Arm - Front Upper L - FFU7
4/00-10/02	Falcon AU2, AU3	BJ425 (BJ396) front	BJ426 (BJ395) front or RH - BJ426R+ARM LH - BJ426L+ARM or S1938R - lower inner rear bush S1937R - lower inner front bush S0398R - shock absorber bush		TE3705 (TE3289)	TE3705 (TE3289)			RE1010 (RE651) SRS1 Power Steering Rack Pressure Switch					Front RH-STB8214 LH-STB8213 Front with IRS STB8084	RE1010 - 362mm 16x1.5 (socket) 16x1.5 (tre) Camber Shims - ASB15 = 1.5mm, ASB30 = 3.0mm Camber Shims - ASB60 = 6.0mm Rear IRS Toe Adjuster - TE5503 Trailing Arm - Rear Upper (solid axle) - FRU5 Trailing Arm - Rear Lower (solid axle) - FRL3 Control Arm - Front Lower R - BJ426R+ARM Control Arm - Front Lower L - BJ426L+ARM Control Arm - Front Upper R - FFU6 Control Arm - Front Upper L - FFU7
10/02-08	Falcon BA, BF	BJ425 (BJ396) front	BJ426 (BJ395) front or RH - BJ426R+ARM LH - BJ426L+ARM CAS5639 - Rear Upr & Lwr Front (Toe) Control Arm Outer Swivel Bush (Body OD 40.00mm) ARM5639U - Rear Upper Control Arm (boomerang) complete with bushings		TE3705 (TE3289) (TE3706)	TE3705 (TE3289) (TE3706)			RE1010 (RE651) (RE1015) BA-BF RTV Ute					Front RH-STB8214 LH-STB8213 Rear STB8826HDP Two piece Top urethane bush	RE1010 - 362mm 16x1.5 (socket) 16x1.5 (tre) RE6422 - 363mm 16x1.5 (socket) 16x1.5 (tre) Camber Shims - ASB15 = 1.5mm, ASB30 = 3.0mm Camber Shims - ASB60 = 6.0mm Control Arm - Front Lower R - BJ426R+ARM Control Arm - Front Lower L - BJ426L+ARM Control Arm - Front Upper R - FFU6 Control Arm - Front Upper L - FFU7

Front

Part Number KEY
BLUE - item avail ex. stock
GREEN - under development
RED - not a normally stocked line
 - also avail in 555 brand

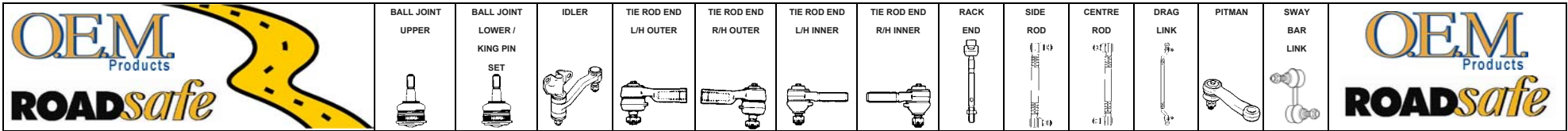
		BALL JOINT UPPER	BALL JOINT LOWER / KING PIN SET	IDLER	TIE ROD END L/H OUTER	TIE ROD END R/H OUTER	TIE ROD END L/H INNER	TIE ROD END R/H INNER	RACK END	SIDE ROD	CENTRE ROD	DRAG LINK	PITMAN	SWAY BAR LINK	
		CAS5669 - Rear Lower Rear Control Arm Outer Swivel Bush (Body OD 46.95mm) <small>Control Arm Swivels Rear Suspension - Rear Arms see illustrations following</small>	ARM5639L - Rear Lower Front Control Arm (Blade Arm / Toe Arm) complete with bushings						RE6422 80mm long socket housing plus thread						
2008-on	Falcon FG Series	CAS5639 - Rear Upr & Lwr Front (Toe) Control Arm Outer Swivel Bush (Body OD 40.00mm) CAS5669 - Rear Lower Rear Control Arm Outer Swivel Bush (Body OD 46.95mm) <small>Complete Front Upper Arm RH-BJ3044R LH-BJ3045L</small>	Rear of Front (Lower C/Arm) RH-BJ3052R LH-BJ3053L Front of Front (Caster Bar) RH-BJ3526R LH-BJ3527L ARM5640U - Rear Upper Control Arm (boomerang) complete with bushings ARM5640L - Rear Lower Front Control Arm (Blade Arm / Toe Arm) complete with bushings		TE3706L 	TE3707R 			RE1010					Front STB8834 Rear STB8826HD	RE1010 - 362mm 16x1.5 (socket) 16x1.5 (tre) Camber Shims - ASB15= .5mm, ASB30=3.0mm Camber Shims - ASB60=6.0mm <small>Note - Upper Arm Different L & R - with Spigot Ball Joint. Plus Upper Inner Void Fillers to stop lateral movement also available.</small> W53308 Fill the voids of the control arm bushings for more responsive and reactive handling RE1010 - 362mm 16x1.5 (socket) 16x1.5 (tre)

AU - FG Pictures



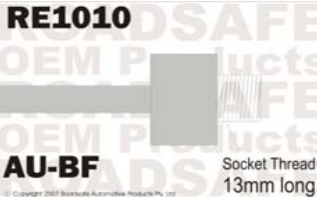
Part Number KEY
 BLUE - item avail ex. stock
 GREEN - under development
 RED - not a normally stocked line
 455 - also avail in 555 brand

Copyright © 2011
 Copyright Roadsafe Automotive Products Pty. Ltd. © 2011
 All Rights Reserved. E.&O.E.



Removable Sway Bar Link Bracket to enable fitment from AU to BF
 Part Number - **SD398R**
 Lower Shock Bush

AU - FG Pictures - continued



Swivel Bush Locations

- SPF2413K - Camber Adjusting Bush
- CAS5639 Swivel Bush - Rear Upper Control Arm
- CAS5669 Swivel Bush - Rear Lower Rear Control Arm
- CAS5639 Swivel Bush - Rear Lower Front Control Arm (Toe Arm)




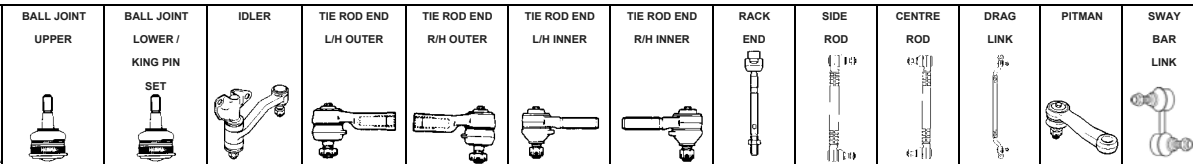
Exchange Arm & Stub Axle Illustrations



FESTIVA

1990-10/94	Festiva WA		BJ415 (BJ4310) inc. Arm 335mm	TE3624R (TE733) 555	TE3624R (TE733) 555			RE6445 (RE7009) 283mm	<p>BLD 12.8mm F 12x1.25 RHT 70mm</p>	<p>NOTE - in some applications BJ415 can be too short. Check length. If too short use BJ416 (BJ416 is 10mm longer than BJ415)</p> <p>RE6445 - 285mm 17x1 (socket) 12x1.25 (tre)</p>
10/94-2/97	Festiva WB		BJ416 (BJ4300) inc. Arm 345mm	TE968	TE968			RE9789 (M16 rack) or RE891 (M14 rack)		<p>RE9789 - 295mm 16x1.5 (socket) 12x1.25 (tre)</p> <p>RE891 - 325mm 14x1.5 (socket) 12x1.25 (tre)</p>


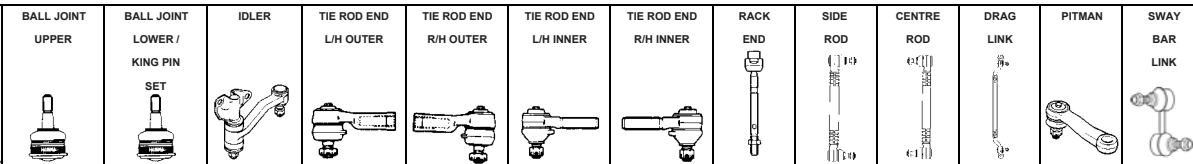
Part Number KEY
 BLUE - item avail ex. stock
 GREEN - under development
 RED - not a normally stocked line
 555 - also avail in 555 brand



P r o t

		BALL JOINT UPPER	BALL JOINT LOWER / KING PIN SET	IDLER	TIE ROD END L/H OUTER	TIE ROD END R/H OUTER	TIE ROD END L/H INNER	TIE ROD END R/H INNER	RACK END	SIDE ROD	CENTRE ROD	DRAG LINK	PITMAN	SWAY BAR LINK	
1/97-4/01	Festiva WD		BJ416 (BJ4300) inc. Arm 345mm		TE968	TE968			RE9789 (M16 rack) or RE891 (M14 rack)						RE9789 - 295mm 16x1.5 (socket) 12x1.25 (tre) RE891 - 325mm 14x1.5 (socket) 12x1.25 (tre)
1/98-4/01	Festiva WF		RH-BJ4305 LH-BJ4306 inc. Arm		TE3388	TE3388			RE9789 (M16 rack) or RE7010 (M17 rack)						RE9789 - 295mm 16x1.5 (socket) 12x1.25 (tre) RE7010 - 295mm 17x1 (socket) 12x1.25 (tre)
FIESTA															
2/04-2008	Fiesta 5 WF		BJ2250		TE2250	TE2249			RE876 WP,WQ						RE876 - 294mm 14x1.5 (socket) 14x1.5 (tre)
8/08-on	Fiesta								RE6920						RE6920 - 314mm 14x1.5 (socket) 14x1.5 (tre)
FOCUS															
6/02-1/05	Focus 1.8L, 2.0L LR		BJ678		TE1674 75mm long	TE1675 75mm long difference is bend in arm 14x2.0 RH Thread BLD 13.00mm			RE7746					Front STB7101	RE7746 - 355mm 14x1.5 (socket) 14x2.0 (tre)
1/05-on	Focus 2.0L LS		BJ340 (BJ2006)		TE2005 98mm long	TE2006 98mm long			RE4071						RE4071 - 308mm 14x1.5 (socket) 16x1.5 (tre)
11/05-on	Focus 2.5L LS XR5		BJ340 16mm spigot or BJ418 18mm spigot		TE2005 98mm long	TE2006 98mm long difference is bend in arm 16x1.5 RH Thread BLD 12.25mm			RE4071						RE4071 - 308mm 14x1.5 (socket) 16x1.5 (tre) BJ340 = 16mm spigot (main demand) BJ418 = 18mm spigot BJ418 - identified to suit for some applications
GALAXIE															
1964-66	Galaxie GE (Single 8 par lower control arm)	BJ439 (10262)	BJ120 (10209)												
1965-68	Galaxie, LTD (except Australian origin)	BJ439 (10262)	BJ120 (10209)												
1967-73	Galaxie, LTD, All models	BJ439	BJ120	18724									18729		18724 - suits 1968-79

Part Number KEY
 BLUE - item avail ex. stock
 GREEN - under development
 RED - not a normally stocked line
 555 - also avail in 555 brand


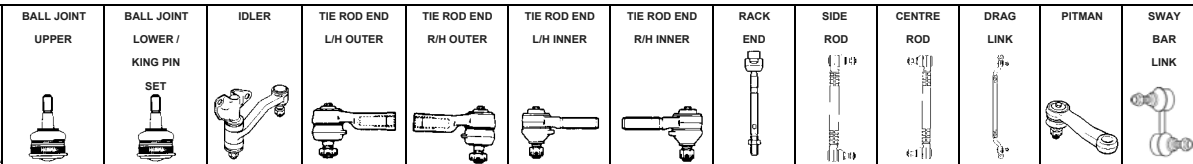


2011

		BALL JOINT UPPER	BALL JOINT LOWER / KING PIN SET	IDLER	TIE ROD END L/H OUTER	TIE ROD END R/H OUTER	TIE ROD END L/H INNER	TIE ROD END R/H INNER	RACK END	SIDE ROD	CENTRE ROD	DRAG LINK	PITMAN	SWAY BAR LINK	
		(10262)	(10209)												p/steer
11/99-2/04	KA KA		BJ854 (BJ213)		TE4417 (TE538)	TE4417 (TE538)			RE7011 (RE4417)					Front STB7101	TE4417 - F 1/2x20 UNF BJ854 - 3 bolt mount 16.4mm OD
2/81-85	LASER Laser KA,KB - manual steer		BJ180 or 555 RH-ARM180R (BJ180ARMRH) LH-ARM180L (BJ180ARMLH)		TE562L 555	TE562R 555			RE842 male end manual						RE842 - 305mm 14x1.5 (socket) 12x1.25 (tre)
2/81-85	Laser KA,KB - power steer		BJ180 or 555 RH-ARM180R (BJ180ARMRH) LH-ARM180L (BJ180ARMLH)		TE562L 555	TE562R 555			RE843 male end power						RE843 - 305mm 17x1 (socket) 12x1.25 (tre)
10/85-90	Laser KC,KE - manual steer Note - KE Wagons ran to '98 KE Sedans stopped @ '90		BJ330 or 555 RH-BJ465R LH-BJ466L inc. Arm		TE3624R (TE733) (TE925) 555	TE3624R (TE733) (TE925) 555			RE892						TE3624R - 73mm 12x1.25 female BLD 12.55mm RE892 - 325mm 14x1.5 (socket) 12x1.25 (tre)
10/85-90	Laser KC,KE - power steer Note - KE Wagons ran to '98 KE Sedans stopped @ '90		BJ330 or 555 RH-BJ465R LH-BJ466L inc. Arm		TE3624R (TE733) (TE925) 555	TE3624R (TE733) (TE925) 555			RE7220 KC power RE894L (RE7013) KE power					Front STB7103	TE840 has larger taper than TE3624R TE3624R - 73mm 12x1.25 female BLD 12.55mm RE894L - 324mm 17x1 (socket) 12x1.25 (tre) NOTE - RE894L can be used in place of RE7220 only diff. is that RE894L has breather & 7220 no breather
3/90-10/94	Laser KF,KH		BJ340 (BJ2006) 16mm spigot 555 or BJ418 (BJ1572) 18mm spigot 555 RH-BJ469R LH-BJ470L		TE840 (TE969) 555 BLD 13.2mm	TE840 (TE969) 555 BLD 13.2mm			RE914 (RE1550) (1989-94) m/steer RH-RE915R (RE1551R) LH-RE916L (RE1551L) (1989-94) p/steer RE1005 (RE1570)						TE840 has larger taper than TE3624R RE914 - 342mm 16x1.5 (socket) 12x1.25 (tre) RE915R - 340mm 16x1 (socket) 12x1.25 (tre) RE916L - 342mm 16x1 (socket) 12x1.25 (tre) RE1005 - 355mm 16x1 (socket) 12x1.25 (tre) Measure ball joint to determine correct size: BJ340 - dia. of spigot 16mm with 13mm slot BJ418 - dia. of spigot 18mm with 14mm slot




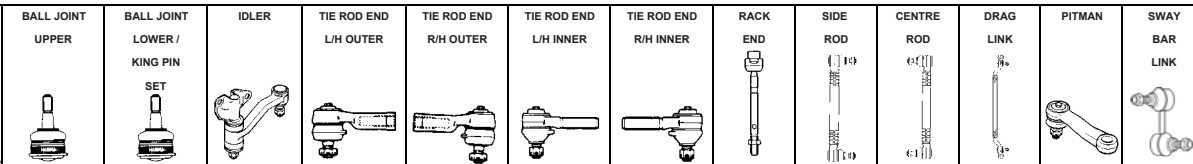
Part Number KEY
 BLUE - item avail ex. stock
 GREEN - under development
 RED - not a normally stocked line
 555 - also avail in 555 brand



PROT

		BALL JOINT UPPER	BALL JOINT LOWER / KING PIN SET	IDLER	TIE ROD END L/H OUTER	TIE ROD END R/H OUTER	TIE ROD END L/H INNER	TIE ROD END R/H INNER	RACK END	SIDE ROD	CENTRE ROD	DRAG LINK	PITMAN	SWAY BAR LINK	
			inc. Arm						(1994-on)						
7/94-6/96	Laser KJ series 1 model 124		BJ418 (BJ1572) 18mm spigot 555		TE840 (TE969) 555 BLD 13.2mm	TE840 (TE969) 555 BLD 13.2mm			RE1005 (RE1570) (RE981) (RE1006) (RE980)					Front RH-STB8049 LH-STB8051 Rear STB8052	<i>NOTE - RE1006 was previously listed for Alfa application. Check if ordered by part number.</i> RE1005 - 355mm 16x1 (socket) 12x1.25 (tre)
7/96-6/98	Laser KJ series 1 model 126		BJ418 (BJ1572) 18mm spigot 555		TE840 (TE969) 555 BLD 13.2mm	TE840 (TE969) 555 BLD 13.2mm			RE1005 (RE1570) (RE981) (RE1006) (RE980)					Front RH-STB8049 LH-STB8051 Rear STB8052	<i>NOTE - RE1006 was previously listed for Alfa application. Check if ordered by part number.</i> RE1005 - 355mm 16x1 (socket) 12x1.25 (tre)
7/98-2/99	Laser KJ series 1 model 128		BJ418 (BJ1572) 18mm spigot 555		TE840 (TE969) 555 BLD 13.2mm	TE840 (TE969) 555 BLD 13.2mm			RE1005 (RE1570) (RE1006)					Front STB8134 Rear STB8135	<i>NOTE - RE1006 was previously listed for Alfa application. Check if ordered by part number.</i> RE1005 - 355mm 16x1 (socket) 12x1.25 (tre)
10/94-2/99	Laser KJ series 2, KL		BJ418 (BJ1572) (BJ345) 18mm spigot 555		possibly TE840 (TE969) BLD 13.2mm	possibly TE840 (TE969) BLD 13.2mm check before ordering			RE1005 (RE1570)					Front RH-STB8049 LH-STB8051 Rear STB8052	RE1005 - 355mm 16x1 (socket) 12x1.25 (tre) <i>Note - tie rod ends to suit change. In some cases TE840 have been found to suit. Please check thoroughly prior to ordering.</i>
3/99-on	Laser KN								RE1005 (RE1570) (RE1006)					Front STB8134 Rear STB8135	<i>NOTE - RE1006 was previously listed for Alfa application. Check if ordered by part number.</i> RE1005 - 355mm 16x1 (socket) 12x1.25 (tre)
4/01-9/02	Laser KQ								RE7015						RE7015 - 330mm 16x1 (socket) 14x1.5 (tre)
	LONGREACH - see FORD COMMERCIAL - UTILITY														
	MAVERICK 4WD - see FORD COMMERCIAL - MAVERICK														
	MAVERICK - USA passenger vehicle														
1970-74	Maverick - U.S.A. passenger vehicle	BJ34 4 bolt mount BJ94 3 bolt mount	BJ75		TE420R Ball stud 1/2" dia. thread	TE420R									Upper inner control arm kit - SX1118A
















Part Number KEY
 BLUE - item avail ex. stock
 GREEN - under development
 RED - not a normally stocked line
 555 - also avail in 555 brand



p r o f

Year	Vehicle	BALL JOINT UPPER	BALL JOINT LOWER / KING PIN SET	IDLER	TIE ROD END L/H OUTER	TIE ROD END R/H OUTER	TIE ROD END L/H INNER	TIE ROD END R/H INNER	RACK END	SIDE ROD	CENTRE ROD	DRAG LINK	PITMAN	SWAY BAR LINK	Notes
1975	Maverick - U.S.A. passenger vehicle	BJ34 4 bolt mount BJ94 3 bolt mount													Upper inner control arm kit - SX1118A
MARQUIS															
1972-79	Marquis Utility Std 500 - manual steer	BJ94	BJ75	SX1119	TE420R Ball stud 1/2" dia. thread	TE420R	TE421L Ball stud 1/2" dia. thread	TE421L					SX809 (18901)		Spring saddle (rubber) - XR3388A (single) Upper inner control arm kit - SX1118A SX1119 - rubber bushes' both ends SX1119U - rubber/urethane combination
1972-79	Marquis Utility Std 500 - power steer	BJ94	BJ75	SX1119	TE420R Ball stud 1/2" dia. thread	TE420R	TE421L Ball stud 1/2" dia. thread	TE421L					SX809B (18092)		Spring saddle (rubber) - XR3388A (single) Upper inner control arm kit - SX1118A SX1119 - rubber bushes' both ends SX1119U - rubber/urethane combination
METEOR															
2/81-85	Meteor GA,GB - manual steer		BJ180 or 555 RH-ARM180R (BJ180ARMRH) LH-ARM180L (BJ180ARMLH)		TE562L	TE562R			RE842 male end manual						RE842 - 305mm 14x1.5 (socket) 12x1.25 (tre)
2/81-85	Meteor GA,GB - power steer		BJ180 or 555 RH-ARM180R (BJ180ARMRH) LH-ARM180L (BJ180ARMLH)		TE562L 555	TE562R 555			RE843 male end power						RE843 - 305mm 17x1 (socket) 12x1.25 (tre)
10/85-90	Meteor GC - manual steer		BJ330 555		TE3624R (TE733) 555	TE3624R (TE733) 555			RE892						RE892 - 325mm 14x1.5 (socket) 12x1.25 (tre)
10/85-90	Meteor GC - power steer		BJ330 555		TE3624R (TE733) 555	TE3624R (TE733) 555			RH-RE893R LH-RE894L						RE894L - 324mm 17x1 (socket) 12x1.25 (tre) RE893R - 325mm 17x1.0 (socket) 12x1.25 (tre)
MONDEO															
93-6/95	Mondeo HA		RH-BJ1125R+ARM LH-BJ1126L+ARM						RE953 (RE7016)					Front STB7104	NOTE: initial replacement of control arms must be fitted as a matched pair (LH & RH)


Part Number KEY
 BLUE - item avail ex. stock
 GREEN - under development
 RED - not a normally stocked line
 555 - also avail in 555 brand

		 BALL JOINT UPPER	 BALL JOINT LOWER / KING PIN SET	 IDLER	 TIE ROD END L/H OUTER	 TIE ROD END R/H OUTER	 TIE ROD END L/H INNER	 TIE ROD END R/H INNER	 RACK END	 SIDE ROD	 CENTRE ROD	 DRAG LINK	 PITMAN	 SWAY BAR LINK			
															Rear STB7105	Subsequent replacement can be completed on an individual basis.	
7/95-on	Mondeo 2.0L HB, HC		BJ408 (BJ331) or RH-BJ1125R+ARM LH-BJ1126L+ARM		TE946 (TE3710)	TE946 (TE3711)				RE953 (RE7016) (RE954)					Front STB7104 Rear STB7105	NOTE: initial replacement of control arms must be fitted as a matched pair (LH & RH) Subsequent replacement can be completed on an individual basis.	
2/00-9/00	Mondeo HE														Front STB7104 Rear STB7107		
MUSTANG																	
1964-66	Mustang - 6 cylinder	BJ34 4 bolt mount BJ94 3 bolt mount	BJ39	18704 m/steer	TE163L Male LH Thread	TE163L Male LH Thread	TE163R Male RH Thread	TE163R Male RH Thread									
1964-66	Mustang - V8 manual steer	BJ34 4 bolt mount BJ94 3 bolt mount	BJ39		TE184L	TE184L											
1964-66	Mustang - V8 power steer	BJ34 4 bolt mount BJ94 3 bolt mount	BJ39		TE184R 4.28" imperial	TE184L											
1967	Mustang - all models	BJ34 4 bolt mount BJ94 3 bolt mount	BJ74 4 bolt mount BJ75 3 bolt mount	18686 p/steer 18687 m/steer	TE391R 120mm long Ball stud 7/16" dia. thread	TE391R 120mm long	ES364L	ES364L								Upper inner control arm kit - SX1118A	
1968-69	Mustang - all models except Boss	BJ34 4 bolt mount BJ94 3 bolt mount	BJ74 4 bolt mount BJ75 3 bolt mount	18686 p/steer 18687 m/steer	TE391R 120mm long Ball stud 7/16" dia. thread	TE391R 120mm long	ES364L	ES364L								Upper inner control arm kit - SX1118A	
1969	Mustang Boss	BJ34 4 bolt mount BJ94 3 bolt mount	BJ75	18686 p/steer 18687 m/steer	TE420R Ball stud 1/2" dia. thread	TE420R	ES387L	ES387L								Upper inner control arm kit - SX1118A	

Part Number KEY
 BLUE - item avail ex. stock
 GREEN - under development
 RED - not a normally stocked line
 555 - also avail in 555 brand




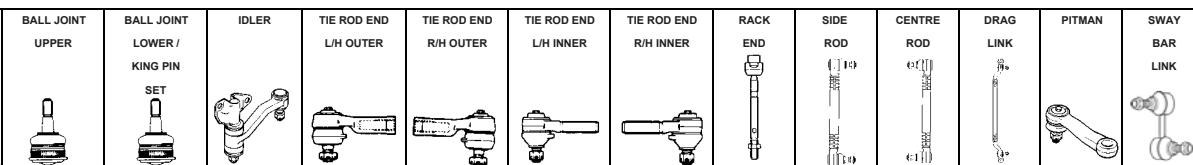
BALL JOINT UPPER	BALL JOINT LOWER / KING PIN SET	IDLER	TIE ROD END L/H OUTER	TIE ROD END R/H OUTER	TIE ROD END L/H INNER	TIE ROD END R/H INNER	RACK END	SIDE ROD	CENTRE ROD	DRAG LINK	PITMAN	SWAY BAR LINK
------------------	---------------------------------	-------	-----------------------	-----------------------	-----------------------	-----------------------	----------	----------	------------	-----------	--------	---------------



PROBE

1970-73	Mustang - all models	BJ34 4 bolt mount BJ94 3 bolt mount	BJ75	18686 p/steer 18687 m/steer	TE420R Ball stud 1/2" dia. thread	TE420R	ES387L (1970 only)	ES387L (1970 only)				18801 p/steer	Upper inner control arm kit - SX1118A
1974-78	Mustang - all models	BJ439 (10262)	10282		310-429	310-429							
1979-81	Mustang, Mustang II		BJ496 (10327)		ES2128R	ES2128R							
1982-89	Mustang, Mustang II		BJ496 (10327)		ES2150R	ES2150R							
1990-93	Mustang, Mustang II		BJ496 (10327)		ES3091	ES3091							
1994-98	Mustang, Mustang II		104226		ES3184	ES3184							
6/94-on	PROBE Probe ST		BJ306 or RH-BJ350R (BJ4152) LH-BJ350L (BJ4153) inc. Arm		TE3197 (TE970) BLD-12.95mm	TE3197 (TE970)						Front STB8049 Rear STB8051	Rack Ends - RE917R will do either side RE917R - 330mm 18x1.5 (socket) 14x1.5 (tre) RE918L - 330mm 18x1.5 (socket) 14x1.5 (tre)
3/96-4/99	TAURUS Taurus		BJ4217 (10427)		TE3349 (ES3349)	TE3349 (ES3349)						Front STB7115 Rear STB7113	Used to list RE3344 as the rack end for this app. RE3344 - check thoroughly prior to ordering Much confusion on this RE3344 Rack End RE917R - 330mm 18x1.5 (socket) 14x1.5 (tre)
1982-87	TELSTAR Telstar AR,AS - manual steer		BJ306 or RH-BJ467R LH-BJ468L inc. Arm		TE809R (TE678) 555	TE809R (TE678) 555						Front STB8104	RE844R - 275mm 16x1 (socket) 14x1.5 (tre) RE844L - 300mm 16x1 (socket) 14x1.5 (tre) TE809R - 93mm 14x1.5 female BLD 13.65mm
1982-87	Telstar AR,AS - power steer		BJ306 or RH-BJ467R LH-BJ468L		TE809R (TE678) 555	TE809R (TE678) 555						Front STB8104	RE895R - 280mm 16x1.5 (socket) 14x1.5 (tre) RE896L - 305mm 16x1.5 (socket) 14x1.5 (tre) TE809R - 93mm 14x1.5 female BLD 13.65mm

Part Number KEY
 BLUE - item avail ex. stock
 GREEN - under development
 RED - not a normally stocked line
 555 - also avail in 555 brand



PROT

		BALL JOINT UPPER	BALL JOINT LOWER / KING PIN SET	IDLER	TIE ROD END L/H OUTER	TIE ROD END R/H OUTER	TIE ROD END L/H INNER	TIE ROD END R/H INNER	RACK END	SIDE ROD	CENTRE ROD	DRAG LINK	PITMAN	SWAY BAR LINK	
			inc. Arm												
1987-92	Telstar AT, AV - manual steer		BJ306 or RH-BJ467R LH-BJ468L inc. Arm		TE809R (TE678) 555	TE809R (TE678) 555								Front STB8104	TE809R - 93mm 14x1.5 female BLD 13.65mm RE898 - 307mm 18x1.5 (socket) 14x1.5 (tre)
1987-92	Telstar AT, AV - power steer		BJ306 or RH-BJ467R LH-BJ468L inc. Arm		TE809R (TE678) 555	TE809R (TE678) 555								Front STB8104	TE809R - 93mm 14x1.5 female BLD 13.65mm RE898 - 307mm 18x1.5 (socket) 14x1.5 (tre)
1992-on	Telstar AX - 2WS Telstar AY - 2WS		BJ306 or RH-BJ350R (BJ4152) LH-BJ350L (BJ4153) inc. Arm		TE3197 (TE970)	TE3197 (TE970)								Front RH-STB8049 LH-STB8051 Rear STB8050	BJ4152/4153 - Control Arm RE917R - 330mm 18x1.5 (socket) 14x1.5 (tre) RE918L - 330mm 18x1.5 (socket) 14x1.5 (tre)
1992-on	Telstar AX - 4WS Telstar AY - 4WS		BJ306 or RH-BJ350R (BJ4152) LH-BJ350L (BJ4153) inc. Arm		TE3197 (TE970)	TE3197 (TE970)								Front RH-STB8049 LH-STB8051 Rear STB8050	BJ4152/4153 - Control Arm RE984 - 323mm 18x1.5 (socket) 14x1.5 (tre) RE985 - 323mm 24x1.5 (socket) 14x1.5 (tre)
TERRITORY															
2004-April 09	Territory RWD & AWD - "Series 1"	BJ425 (BJ396)	BJ3395 front of front RH-BJ3396R LH-BJ3396L rear of front CAS5639 - Rear Upr & Lwr Front (Toe) Control Arm Outer Swivel Bush (Body OD 40.00mm) CAS5669 - Rear Lower Rear Control Arm Outer Swivel Bush (Body OD 46.95mm)		TE3290	TE3290								Front STB8821	Note - Territory includes two front control arms. BJ3395 - press in 45.3mm OD RE6420 - 330mm 16x1.5 (socket) 16x1.5 (tre)
April 09-on	Territory RWD & AWD - "Series 2"	BJ425	BJ3395		TE3290	TE3290								Front	Note - Territory includes two front control arms.

Part Number KEY
 BLUE - item avail ex. stock
 GREEN - under development
 RED - not a normally stocked line
 555 - also avail in 555 brand

		BALL JOINT UPPER	BALL JOINT LOWER / KING PIN SET	IDLER	TIE ROD END L/H OUTER	TIE ROD END R/H OUTER	TIE ROD END L/H INNER	TIE ROD END R/H INNER	RACK END	SIDE ROD	CENTRE ROD	DRAG LINK	PITMAN	SWAY BAR LINK	
		(BJ396)	front of front											STB8821	BJ3395 - press in 45.3mm OD RE6420 - 330mm 16x1.5 (socket) 16x1.5 (tre)
		CAS5639 - Rear Upr & Lwr Front (Toe) Control Arm Outer Swivel Bush (Body OD 40.00mm)	ARM5640U - Rear Upper Control Arm (boomerang) complete with bushings ARM5640L - Rear Lower Front Control Arm (Blade Arm / Toe Arm) complete with bushings												

BA / BF / Territory Rear Suspension Control Arm Swivel Bush



FORD - Commercial



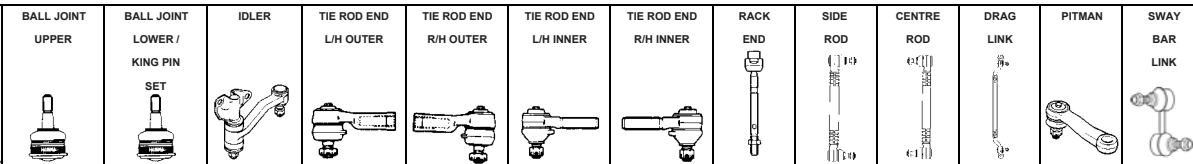
1937-41	01C,09C,022C,1NC,11C,1GC.... - 0.50ton 01D,02D,09D,1GD,1ND,11D,19D... - 0.75ton 01Y,02Y,09Y,1GY,11Y,19Y... - 1.00ton				310-220	310-221								310-220	
1936-69	Fordson/Thames Trader, FC/NC, 500 series & K150,200,300		KX205												
1961-70	C550,C600,6000lbs. Axle, B600,C600,C700, C7000,F600,F700,F850,F950,N600,N850, N950,N8000,T800,7000lbs. Axle		300-140		310-142	310-143									King pin set 1.234 x 7.440"
1970-73	K500 (K0910), K600 (K1010), K700 (K1110/1111) K750 (K1210/1211) 75-lb axle 5-7.5ton		300-140												King pin set 1.234" x 7.440"
	CARGO														
	COURIER - 2WD														

Part Number KEY
 BLUE - item avail ex. stock
 GREEN - under development
 RED - not a normally stocked line
 555 - also avail in 555 brand

1965-8/80	Courier 1000kg pickup, truck & utility	BJ99	BJ100	SX1149 555	TE192L LH Thread	TE192L LH Thread	TE191R RH Thread	TE191R RH Thread			TR591 NLA				SX1149 - 2 bolt mounting
1979-82	Courier 18, 20, 22 (SGC, SGHW)	BJ99	BJ100	SX1149 555	TE192L LH Thread	TE192L LH Thread	TE191R RH Thread	TE191R RH Thread			TR591 NLA				SX1149 - 2 bolt mounting
9/80-85	Courier 20, 22 (SGCD, SGHW)	BJ194	BJ195 4 bolt mount not threaded	SX1150 555	TE590L (TE3601L) (TE1521)	TE590L (TE3601L) (TE1521)	TE589R (TE3609R) 555	TE589R (TE3609R) 555					SX5255 555		SX1150 - 3 bolt mounting BJ195 - 105.7mm b/w bottom bolt holes - no thread
1985-87	Courier 20, 22 2WD (SGCH, SGHW) PC	BJ3956 (BJ2003) 555	BJ3954 (BJ2004) 555	SX4200 (SX1302) 555	TE590L (TE3601L) (TE1521)	TE590L (TE3601L) (TE1521)	TE589R (TE3609R) 555	TE589R (TE3609R) 555					SX5200 555		SX5200 - 38 splines & 1 master - top spline diam. 24.7mm Check Pitman Arm Diameter & Spline Count b4 ordering BJ3954 - 65.95mm b/w bottom threaded bolt holes
1987-07	Courier 20, 22 2WD (SCGE, SGHW) PC, PD, PE, PG, PH	BJ3956 (BJ2003) 555	BJ3954 (BJ2004) 555	SX4201 (SX1303) 555	TE590L (TE3601L) (TE1521)	TE590L (TE3601L) (TE1521)	TE3613R 555	TE3613R 555					SX5202 555		SX5202 - 38 splines & 1 master - top spline diam. 24.7mm Check Pitman Arm Diameter & Spline Count b4 ordering BJ3954 - 65.95mm b/w bottom threaded bolt holes
COURIER - 4WD															
1987-on	Courier 26 4WD (SGHC)	BJ3956 (BJ2003) 555	BJ3955 (BJ2005) 555	SX4201 555	TE3667L 555 LH Thread	TE3667L 555 LH Thread	TE3613R 555	TE3613R 555					SX5202 (SX5303) 555	spline ID 24.7mm	SX5202 - 38 splines & 1 master - top spline diam. 24.7mm Check Pitman Arm Diameter & Spline Count b4 ordering BJ3955 - 94mm b/w bottom bolt holes - no thread TE3667L - 85mm 14x1.5 Female BLD 13.95mm
11/89-98	Courier 4WD (UF66M) B2500, B2600 PC <i>NOTE - SX4201 = 13.25mm BLD</i>	BJ3956 (BJ2003) 555	BJ3955 (BJ2005) 555	SX4201 (SX1303) 555 13.25mm BLD	TE3667L 555 LH Thread	TE3667L 555 LH Thread	TE3613R 555	TE3613R 555			TR2263 (5/96-1/99)		SX5203 (SX1531) 555	spline ID 26.5mm	SX5203 - 42 splines & 1 master - top spline diam. 26.5mm Check Pitman Arm Diameter & Spline Count b4 ordering BJ3955 - 94mm b/w bottom bolt holes - no thread TE3667L - 85mm 14x1.5 Female BLD 13.95mm
98-1/05	Courier 4WD (UH71, PE-PH) B2600 PC, PD, PE, PG, PH <i>NOTE - SX1620 = 14.4mm BLD</i>	BJ3956 (BJ2003) (BJ807) 555	BJ3955 (BJ2005) (BJ809) 555	SX1620 555 14.4mm BLD	TE3667L 555 LH Thread	TE3667L 555 LH Thread	TE3613R 555 bend to avoid drag link	TE3613R 555			TR2261 (2/99-1/05) TR2262 (2/99-02)		SX2620 555	spline ID 30.8mm BLD - 14.3mm or SX2621 BLD - 15.5mm	BJ3955 - 94mm b/w bottom bolt holes - no thread TE3667L - 85mm 14x1.5 Female BLD 13.95mm SX2620 - spline 30.8mm ID BLD 14.3mm <i>NOTE - there are Japanese & Thai built Couriers in the Aust. & NZ markets - please ascertain the dimensions of the components to ensure you are ordering exactly what is required.</i>



Part Number KEY
 BLUE - item avail ex. stock
 GREEN - under development
 RED - not a normally stocked line
 - also avail in 555 brand




D SERIES

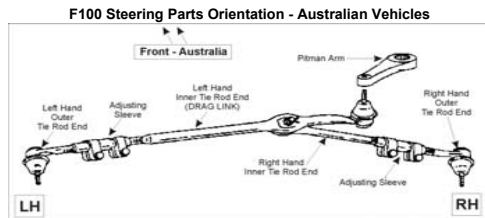
1975-82	D series - up to 5,500lb / axle		300-155															King pin set 1.2305" x 7.860"	
1967-78	D1000, 9500 & 10640lb axles		300-159 (KX238)		TE419L (ES187L)	TE419R (ES187R)												King pin set 1.433" x 8.500"	
1978-81	D1414, 3400, 4830, 7120kg axles - power steer		300-159 (KX238)		TE419L (ES187L)	TE419R (ES187R)											RH-TE419R LH-TE419L	King pin set 1.433" x 8.500"	
1971-75	D400(0710/0810) D500(0910.0913) D600(1010/1011/1015) - 7500lb axle 4-6ton		300-140															King pin set 1.234" x 7.440"	
1969-75	D750 series D1210/1211/1213 D850 D1211 D850T D1314 - power steer		300-159 (KX238)		TE419L (ES187L)	TE419R (ES187R)												RH-TE419R LH-TE419L <small>(except D850 from '73)</small>	King pin set 1.433" x 8.500"
1969-75	R series bus		KX208		TE419L (ES187L)	TE419R (ES187R)												King pin set 1.376" x 8.21/32"	
1971-75	D750 series D1210/1211/1213 D800,D850 D1211, D850T, D1314 - manual steer		300-159 (KX238)		TE419L (ES187L)	TE419R (ES187R)												TE419R RH-front	King pin set 1.433" x 8.500"
1977-81	ECONOVAN inc. SPECTRON 2WD Econovan 1.6 (SGMB) - 750 & 1000kg	BJ198	BJ199	SX1300	TE592L 14mm female threads	TE592L 14mm female threads	TE593R 14mm female threads	TE593R 14mm female threads										SX5300	Please ensure tie rod threads are checked prior to ordering.
5/81-1/84	Econovan, Spectron 1.6 (SGMB) SA24,SA25,SA32	BJ198	BJ199	SX1300	TE974 12mm female threads	TE974 12mm female threads	TE973 12mm female threads	TE973 12mm female threads											
5/1983-90	Econovan, Spectron 1.4, 1.8, 2.0, 2.2 2WD (SGM)	BJ250 555	BJ251 555		TE679	TE679												RE854 male end	BJ250 - 3 bolt mount BLD 17.85mm BJ251 - 3 bolt mount BLD 19.76mm RE854 - 200mm 17x1.0 (socket) 14x1.5 (tre)
1986-90	Econovan, Spectron 2.0, 2.2 4WD (SGM)	BJ250	BJ251		TE3615	TE3615												RE854	BJ250 - 3 bolt mount BLD 17.85mm

Ford Commercial

Part Number KEY
 BLUE - item avail ex. stock
 GREEN - under development
 RED - not a normally stocked line
 555 - also avail in 555 brand

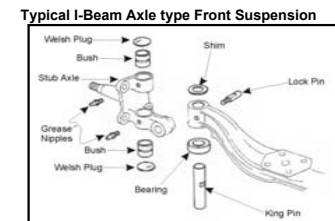
OEM Products ROADsafe		BALL JOINT UPPER	BALL JOINT LOWER / KING PIN SET	IDLER	TIE ROD END L/H OUTER	TIE ROD END R/H OUTER	TIE ROD END L/H INNER	TIE ROD END R/H INNER	RACK END	SIDE ROD	CENTRE ROD	DRAG LINK	PITMAN	SWAY BAR LINK	OEM Products ROADsafe
		555	555						male end						BJ251 - 3 bolt mount BLD 19.76mm RE854 - 200mm 17x1.0 (socket) 14x1.5 (tre)
1990-03	Econovan	BJ250	BJ251		TE679	TE679			RE854						RE854 - 200mm 17x1.0 (socket) 14x1.5 (tre)
1/00-4/06	Econovan 2 & 4WD								RE898						RE898 - 307mm 18x1.5 (socket) 14x1.5 (tre)
	SPECTRON 4WD														
1983-84	Spectron 1.6 4WD	BJ198	BJ199		TE679	TE679									
5/84-88	Spectron 1.8, 2.0 4WD	BJ250 555	BJ251 555		TE679	TE679			RE854 male end						BJ250 - 3 bolt mount BLD 17.85mm BJ251 - 3 bolt mount BLD 19.76mm RE854 - 200mm 17x1.0 (socket) 14x1.5 (tre)
	EXPLORER 4WD														
1995-2001	Explorer 4WD - UN, UP, UQ, US	LH - BJ8708 RH - BJ8710	104222		TE3302	TE3302			RE7007 or RE7008 <small>check prior to ordering length difference</small>			Front STB2751			RE7007 - 277mm 16x1.5 (socket) 14x1.5 (tre) RE7008 - 300mm 16x1.5 (socket) 14x1.5 (tre) BJ8708 - complete arm - fixed BJ8710 - complete arm - adjustable
2001-2008	Explorer 4WD - UT, UX, UZ	BJ8008 BLD 13.3mm												Front STB2751	BJ8008 - press in ball joint - OD 42.95mm

F Series Illustrations


















F100/F150 2WD
















For the correct selection of Inner and Outer Tie Rod Ends to suit American F series vehicles please refer to the illustration left. Where possible the thread size and direction have been included to further assist in correct selection.


















Part Number KEY
 BLUE - item avail ex. stock
 GREEN - under development
 RED - not a normally stocked line
 555 - also avail in 555 brand

		 BALL JOINT UPPER	 BALL JOINT LOWER / KING PIN SET	 IDLER	 TIE ROD END L/H OUTER	 TIE ROD END R/H OUTER	 TIE ROD END L/H INNER	 TIE ROD END R/H INNER	 RACK END	 SIDE ROD	 CENTRE ROD	 DRAG LINK	 PITMAN	 SWAY BAR LINK		
1948-52	F100/F150 2WD		K365N		310-220	310-220										King pin set with metal bushes 0.812" x 5.98"
1953-56	F100/F150 2WD		300-122		310-221 RH Thread	310-220 LH Thread										King pin set with metal bushes 0.859" x 5.86"
1957-64	F100/F150 2WD		300-131		310-221 RH Thread	310-220 LH Thread										King pin set with metal bushes 0.859" x 6.55" - off centre keyway
1965	F100/F150 2WD nylon bush replacement king pin set		300-183													King pin set with nylon bushes 0.859" x 6.36"
1965	F100/F150 2WD metal bush replacement king pin set		300-185													King pin set with metal bushes 0.859" x 6.36" - centre keyway
1966-71	F100/F150 2WD nylon bush replacement king pin set		300-184													King pin set with nylon bushes 0.859" x 6.36"
1966-71	F100/F150 2WD metal bush replacement king pin set		300-202													King pin set with metal bushes 0.859" x 6.36"
1971-74	F100/F150 2WD nylon bush replacement king pin set		300-184													King pin set with nylon bushes 0.859" x 6.34"
1971-72	F100/F150 2WD metal bush replacement king pin set		300-202													King pin set with metal bushes 0.859" x 6.36" - off centre keyway
1973-74	F100/F150 2WD metal bush replacement king pin set		300-199													King pin set with metal bushes 0.859" x 6.36"
1975-79	F100/F150 2WD metal bush replacement king pin set		300-197													King pin set with metal bushes 0.859" x 6.48"
1975-79	F100/F150 2WD nylon bush replacement king pin set		300-237 (also 300-197)													King pin set with nylon bushes 0.859" x 6.48"
1980-8/81	F100/F150 2WD - fitted with king pin front suspension & manual brakes		300-228		310-299 (ES2077R) (TE2212R)	310-300 (ES2078L) (ES2213L)		see Drag Link								King pin set with metal bushes 1.054" x 6.96"


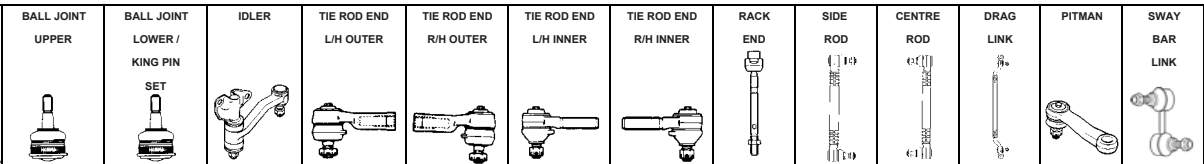
Part Number KEY
 BLUE - item avail ex. stock
 GREEN - under development
 RED - not a normally stocked line
 555 - also avail in 555 brand

		 BALL JOINT UPPER	 BALL JOINT LOWER / KING PIN SET	 IDLER	 TIE ROD END L/H OUTER	 TIE ROD END R/H OUTER	 TIE ROD END L/H INNER	 TIE ROD END R/H INNER	 RACK END	 SIDE ROD	 CENTRE ROD	 DRAG LINK	 PITMAN	 SWAY BAR LINK		
					22mm RH Thread	20mm LH Thread						880mm long				
1980-8/81	F100/F150 2WD - fitted with king pin front suspension & power brakes		300-198		310-299 (ES2077R) (TE2212R) 22mm RH Thread	310-300 (ES2078L) (ES2213L) 20mm LH Thread	see Drag Link	DS1017 20mm thread 430mm long				DS1018P (1981-92) single end 880mm long			King pin set with metal bushes 0.859" x 6.48"	
8/81-1985	F100/F150 2WD fitted with ball joint susp	BJ8412 (305-150) (10379) 41.6mm diam	BJ489 (10253) (K8195) 44.6mm diam		310-299 (ES2077R) (TE2212R) 22mm RH Thread	310-300 (ES2078L) (ES2213L) 20mm LH Thread	see Drag Link	DS1017 20mm thread 430mm long				DS1018P single end 880mm long		Lower ball joint - 3/4" thread		
8/81-1985	F100/F150 2WD fitted with ball joint susp GVW 4700lbs with power brakes	BJ8412 (305-150) (10379) 41.6mm diam	10380 (305-151) 5/8"-18 threads		310-299 (ES2077R) (TE2212R) 22mm RH Thread	310-300 (ES2078L) (ES2213L) 20mm LH Thread	see Drag Link	DS1017 20mm thread 430mm long				DS1018P single end 880mm long		Lower ball joint - 5/8" thread		
1986	F100/F150 2WD	BJ8412 (305-150) (10379) 41.6mm diam	BJ489 (10253) (K8195) 44.6mm diam		310-299 (310-355) 22mm thread RH Thread	310-300 (310-354) 20mm thread LH Thread	see Drag Link	DS1017 20mm thread 430mm long				DS1018P single end 880mm long				
1987-96	F100/F150 2WD	104132 (K8432)	104133 (K8431)		310-299 (310-355) 22mm thread RH Thread	310-300 (310-354) 20mm thread LH Thread	see Drag Link	DS1017 20mm thread 430mm long				DS1018P (1981-92) single end 880mm long				
1997-on	F100/F150 2WD		104222											Front STB8772		
	F250 2WD															
1953-56	F250 2WD		300-122		310-221 RH Thread 3.12" stud centre to end	310-220 LH Thread 3.12" stud centre to end									King pin set with metal bushes 0.859" x 5.86"	
1957-64	F250 2WD		300-131		310-221 RH Thread 3.12" stud centre to end	310-220 LH Thread 3.12" stud centre to end									King pin set with metal bushes 0.859" x 6.55"	
1965	F250 2WD nylon bush replacement king pin set		300-183					310-179 (ES362R)							King pin set with nylon bushes 0.859" x 6.36"	
1965	F250 2WD metal bush replacement king pin set		300-185					310-179 (ES362R)							King pin set with metal bushes 0.859" x 6.36"	

Part Number KEY
 BLUE - item avail ex. stock
 GREEN - under development
 RED - not a normally stocked line
 555 - also avail in 555 brand

		 BALL JOINT UPPER	 BALL JOINT LOWER / KING PIN SET	 IDLER	 TIE ROD END L/H OUTER	 TIE ROD END R/H OUTER	 TIE ROD END L/H INNER	 TIE ROD END R/H INNER	 RACK END	 SIDE ROD	 CENTRE ROD	 DRAG LINK	 PITMAN	 SWAY BAR LINK		
1966-71	F250 2WD nylon bush replacement king pin set		300-184					310-179 (ES362R)								King pin set with nylon bushes 0.859" x 6.36"
1966-71	F250 2WD metal bush replacement king pin set		300-202					310-179 (ES362R)								King pin set with metal bushes 0.859" x 6.36"
1971-74	F250 2WD with single piston disc brakes		300-199			346-147 (DS806) 17.30"		310-217 (ES413R) 5.00"				DS181TP adjustable				King pin set with metal bushes 0.859" x 6.36"
1975-79	F250 2WD with single piston disc brakes		300-197			346-147 (DS806)		310-217 (ES413R)				DS181TP adjustable				King pin set with metal bushes 0.859" x 6.48"
1971-74	F250 2WD - with dual piston disc brakes 6100/6900lb GVW serial# M00,001 to W40,001 nylon bush replacement king pin set		300-184			346-137 (DS794) 17.25"		310-218 (ES414R) 4.05"				DS181TP adjustable				King pin set with nylon bushes 0.859" x 6.36"
1971-74	F250 2WD - with dual piston disc brakes 6100/6900lb GVW serial# M00,001 to W40,001 metal bush replacement king pin set		300-202			346-137 (DS794) 17.25"		310-218 (ES414R) 4.05"				DS181TP adjustable				King pin set with metal bushes 0.859" x 6.36"
1973-79	F250 2WD - with dual piston disc brakes 6200/9600lb GVW from serial# W40,001 nylon bush replacement king pin set		300-237			346-137 (DS794) 17.25"		310-218 (ES414R) 4.05"				DS181TP adjustable				King pin set with nylon bushes 0.859" x 6.48"
1973-79	F250 2WD - with dual piston disc brakes 6200/9600lb GVW from serial# W40,001 metal bush replacement king pin set		300-197			346-137 (DS794) 17.25"		310-218 (ES414R) 4.05"				DS181TP adjustable				King pin set with metal bushes 0.859" x 6.48"
1971-79	F250 2WD - with dual piston disc brakes with 6900 & 460 ci, 7500/8100lb GVW metal bush replacement king pin set		300-201			346-137 (DS794) 17.25"		310-218 (ES414R) 4.05"				DS181TP adjustable				King pin set with metal bushes 1.054" X 6.45"
1980-85	F250 2WD		300-228		310-299 (ES2077R) (TE2212R) 22mm RH Thread	310-300 (ES2078L) (ES2213L) 20mm LH Thread	see Drag Link	DS1017 20mm thread 430mm long				DS1018P (1981-92) single end 880mm long				King pin set with metal bushes 1.053" X 6.96"
1986	F250 2WD		300-228		310-299 (310-355) 22mm thread RH Thread	310-300 (310-354) 20mm thread LH Thread	see Drag Link	DS1017 20mm thread 430mm long				DS1018P (1981-92) single end 880mm long				King pin set with metal bushes 1.054" X 6.96"
1987-97	F250 2WD - exc Ambulance & Crew	104132	104138		310-299	310-300	see Drag Link	DS1017				DS1018P				


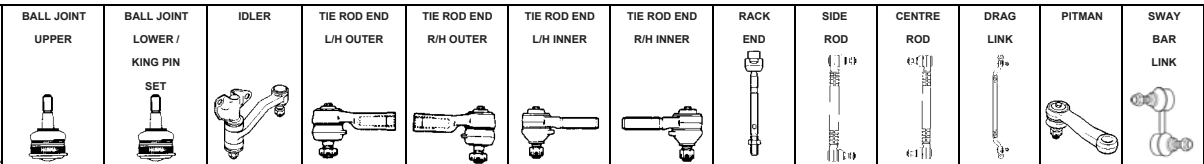
Part Number KEY
 BLUE - item avail ex. stock
 GREEN - under development
 RED - not a normally stocked line
 555 - also avail in 555 brand



S E R I E S F 2 0 7

		BALL JOINT UPPER	BALL JOINT LOWER / KING PIN SET	IDLER	TIE ROD END L/H OUTER	TIE ROD END R/H OUTER	TIE ROD END L/H INNER	TIE ROD END R/H INNER	RACK END	SIDE ROD	CENTRE ROD	DRAG LINK	PITMAN	SWAY BAR LINK	
	Cab - ball joint suspension				(310-355) 22mm thread RH Thread	(310-354) 20mm thread LH Thread		20mm thread 430mm long				(1981-92) single end 880mm long			
1999-07	F250 2WD	104132	104138		ES417	ES418	see Drag Link	DS1439				IC323304A			
	F350 2WD														
1957-66	F350 2WD		300-129		310-113 RH Thread	310-112 LH Thread									King pin set .9215" x 7.00"
					3.50" stud centre to end										
1967-71	F350 2WD - up to serial# M00,001		300-201 (262-1502)									DS041TP adjustable			King pin set with metal bushes 1.054" X 6.45"
1971-79	F350 2WD - from serial# M00,001		300-201 (262-1502)					310-218 RH Thread				DS041TP adjustable			King pin set with metal bushes 1.054" X 6.45"
1980-85	F350 2WD		300-228		310-299 (ES2077R) (TE2212R) 22mm RH Thread	310-300 (ES2078L) (ES2213L) 20mm LH Thread	see Drag Link	DS1017 20mm thread 430mm long				DS1018P (1981-92) single end 880mm long			King pin set with metal bushes 1.054" X 6.96"
1986	F350 2WD exc. Crew Cab		300-228		310-299 (310-355) 22mm thread RH Thread	310-300 (310-354) 20mm thread LH Thread	see Drag Link	DS1017 20mm thread 430mm long				DS1018P (1981-92) single end 880mm long			King pin set with metal bushes 1.054" X 6.96"
1986	F350 2WD Crew Cab		300-228		310-410 1" thread 5.51"	310-300 (310-354) 20mm thread LH Thread	see Drag Link	DS1017 20mm thread 430mm long				DS1018P (1981-92) single end 880mm long			King pin set with metal bushes 1.054" X 6.96"
1987-96	F350 2WD	104132	104138		310-299 (310-355) 22mm thread RH Thread	310-300 (310-354) 20mm thread LH Thread	see Drag Link	DS1017 20mm thread 430mm long				DS1018P (1981-92) single end 880mm long			
1999-08	F350 2WD Twin Eye Beam	104132	104138												
	F100 & F150 4WD inc. BRONCO														


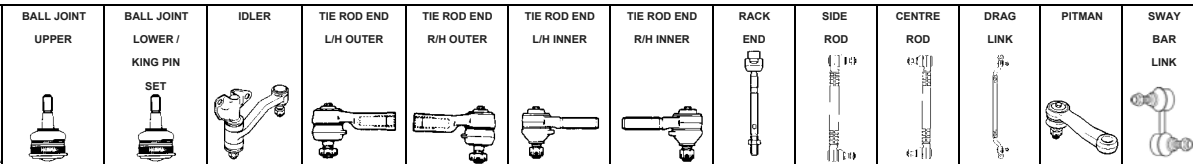
Part Number KEY
 BLUE - item avail ex. stock
 GREEN - under development
 RED - not a normally stocked line
 555 - also avail in 555 brand



S E R I E S P A R T S

Year	Model	BALL JOINT UPPER	BALL JOINT LOWER / KING PIN SET	IDLER	TIE ROD END L/H OUTER	TIE ROD END R/H OUTER	TIE ROD END L/H INNER	TIE ROD END R/H INNER	RACK END	SIDE ROD	CENTRE ROD	DRAG LINK	PITMAN	SWAY BAR LINK	Notes
1959-65	F100 4WD with manual steer				310-113 RH Thread	310-112 LH Thread									
					3.50" stud centre to end										
1966-75	F100 4WD with ball joint suspension with manual steer	BJ490 (K8194) (10252) (305-112)	BJ489 (10253) (K8195) 44.6mm diam												
1973-75	F100 4WD with power steer	BJ490 (K8194) (10252) (305-112)	BJ489 (10253) (K8195) 44.6mm diam					310-236 4.80"				DS69TP adjustable			DS69TP - replaces original double ended fixed drag link
1976-77	F100 4WD	BJ490 (K8194) (10252) (305-112)	BJ489 (10253) (K8195) 44.6mm diam					310-273 5.0"				DS69TP adjustable			DS69TP - replaces original double ended fixed drag link
1978-79	F100 4WD	BJ490 (K8194) (10252) (305-112)	BJ489 (10253) (K8195) 44.6mm diam					310-274 4.75"				DS69TP adjustable			DS69TP - replaces original double ended fixed drag link
1980-5/85	F100, BRONCO 4WD with ball joint suspension	BJ484 (K8388) (10339) (305-126)	BJ489 (10253) (K8195) 44.6mm diam		310-299 (ES2077R) (TE2212R) 22mm RH Thread	310-300 (ES2078L) (ES2213L) 20mm LH Thread	see Drag Link	DS1017 20mm thread 430mm long				DS1018P (1981-92) single end 880mm long			
5/85-1996	F100,F150,BRONCO 4WD with ball joint suspension	BJ484 (K8388) (10339) (305-126)	BJ490 (K8194) (10252) (305-112)		310-299 (310-355) 22mm thread RH Thread	310-300 (310-354) 20mm thread LH Thread	see Drag Link	DS1017 20mm thread 430mm long				DS1018P (1981-92) single end 880mm long			
1997-on	F150 4WD		104222		ES3366	ES3367	ES3369	ES3370						Front STB8772	Adjusting Sleeve - ES3368S
	F250 4WD														
1959-66	F250 4WD				310-113 RH Thread	310-112 LH Thread									
					3.50" stud centre to end										
1967-72	F250 4WD				310-192	310-191									


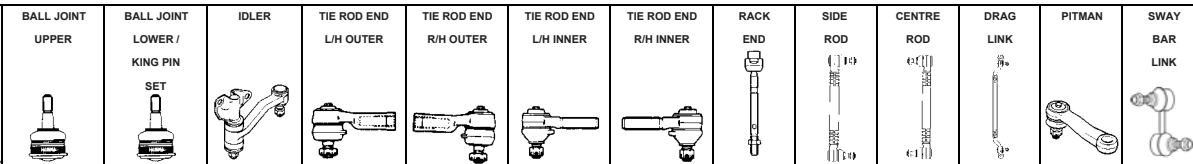
Part Number KEY
 BLUE - item avail ex. stock
 GREEN - under development
 RED - not a normally stocked line
 555 - also avail in 555 brand



S E R I E S

		BALL JOINT UPPER	BALL JOINT LOWER / KING PIN SET	IDLER	TIE ROD END L/H OUTER	TIE ROD END R/H OUTER	TIE ROD END L/H INNER	TIE ROD END R/H INNER	RACK END	SIDE ROD	CENTRE ROD	DRAG LINK	PITMAN	SWAY BAR LINK		
					RH Thread 5.56" stud centre to end	LH Thread										
1973-79	F250 4WD with ball joint suspension	BJ490 (K8194) (10252) (305-112)	BJ490** (K8194) (10252) (305-112)									DS69TP adjustable			** some F250 had F350 axles & could have 10383 lowers DS69TP - replaces original double ended fixed drag link	
1980-96	F250 4WD with ball joint suspension	BJ484 (K8388) (10339) (305-126)	BJ490** (K8194) (10252) (305-112)		ES2728L 22mm thread (1/85-94)	ES2727R 22mm thread (1/85-94)									** some F250 had F350 axles & could have 10383 lowers	
1998-on	F250 4WD	10339	104149		DL1438 (24" long)	TE3423 tie rod end with bend	TE3427	DL1439 (longer than 24")			DL28001 - links 2 boxes			Front STB8662		
	F350 4WD															
1980-81	F350 4WD	BJ484 (K8388) (10339) (305-126)	BJ489 (10253) (K8195) 44.6mm diam		310-311 (ES2126R)	310-312 (ES2127L)										
1981-85	F350 4WD - 3800 & 3850 axle except 4.10 ratio	BJ484 (K8388) (10339) (305-126)	BJ489 (10253) (K8195) 44.6mm diam		310-311 (ES2126R)	310-312 (ES2127L)										
1981-85	F350 4WD - 4500, 4600 & 4800 with 4.10 ratio	BJ484 (K8388) (10339) (305-126)	10383 (K8433)		310-311 (ES2126R)	310-312 (ES2127L)										
1992-97	F350 4WD - 5000 axle	BJ484 (K8388) (10339) (305-126)	104149													
	F500, F600, F700, F750 TRUCK															

Part Number KEY
 BLUE - item avail ex. stock
 GREEN - under development
 RED - not a normally stocked line
 555 - also avail in 555 brand


















Ford
Commercials

Year	Model	Ball Joint Upper	Ball Joint Lower / King Pin Set	Idler	Tie Rod End L/H Outer	Tie Rod End R/H Outer	Tie Rod End L/H Inner	Tie Rod End R/H Inner	Rack End	Side Rod	Centre Rod	Drag Link	Pitman	Sway Bar Link	Notes
1957-62	F500 & F5600 with 5000lb axle		300-134		310-113 3.5" stud centre to end	310-112									King pin set with metal bushes 1.1285" x 7.67"
1956-69	F500,F600,F700,F750 with 6000lb axle		300-115		310-281 4.44" stud centre to end	310-282									Single keyway king pin with metal bushes 1.234" x 7.480"
1956-69	F500,F600,F700,F750 with 5000lb axle		300-155		310-281 4.44" stud centre to end	310-282									King pin set with metal bushes 1.2305" x 7.86"
1967-79	F500,F600,F700,F750 with 6000 & 7000 (to 1975) lb axle		300-180		310-184 4.43" stud centre to end	310-183									King pin set with metal bushes & 2 oil rings - 1.2305" x 8.89"
1970-73	F500 with 13500,15000,1950lb axle		300-180		310-184 4.43" stud centre to end	310-183									King pin set with metal bushes & 2 oil rings - 1.2305" x 8.89"
1975-90	F600,F700,F750 with 7000, 8000 & 9000lb axle		300-207		310-267 6.07" stud centre to end	310-266									Twin keyway king pin set with metal bushes - 1.433" x 8.25"
1970-73	F600, F700,F750 with 21000,23000 & 24500lb axle		300-180		310-184 4.43" stud centre to end	310-183									King pin set with metal bushes & 2 oil rings - 1.2305" x 8.89"
LONGREACH - see UTILITY															
LOUISVILLE TRUCK															
1970-86	LNT900,LT900,LNT8000,LT8000,LNT9000 with 12000lb axle (check king pin length)		300-182		310-222	310-223									Twin keyway king pin set with metal bushes - 1.7935" x 9.12"
1976-85	L900,LN900,LNT900,LT900,LN8000,LNT8000,LT8000,LT9000 with 9000lb axle with Air Brakes W40001-on		300-215		310-267 6.07" stud centre to end	310-266									King pin set 1.607" x 9.08"
1975-89	LNT900,LT900,LNT8000,LT8000,LNT9000, LT9000 with 10000,11000 & 12000lb axle (check king pin length)		300-217		310-222	310-223									Twin keyway king pin set with metal bushes - 1.7935" x 10.070"
1980-90	LNT900,LT900,LNT8000,LT8000,LNT9000, LT9000 with 16000, 18000 & 20000 lb axle		300-216		310-222	310-223									Twin keyway king pin set with metal bushes - 1.999" x 11.210"
MAVERICK															
3/88-10/91	Maverick GY6, KY6				TE984 555	TE979 555						DL700S adjustable	SX5307 p/steer		DL700S - Heavy Duty Adjustable Track Rod - runs behind Front Diff - DL704
10/91-8/93	Maverick GY6, KY6				TE984 555	TE979 555						DL700S adjustable	SX5308		DL700S - Heavy Duty Adjustable Track Rod - runs behind Front Diff - DL704


















Part Number KEY
 BLUE - item avail ex. stock
 GREEN - under development
 RED - not a normally stocked line
 555 - also avail in 555 brand

		 BALL JOINT UPPER	 BALL JOINT LOWER / KING PIN SET	 IDLER	 TIE ROD END L/H OUTER	 TIE ROD END R/H OUTER	 TIE ROD END L/H INNER	 TIE ROD END R/H INNER	 RACK END	 SIDE ROD	 CENTRE ROD	 DRAG LINK	 PITMAN	 SWAY BAR LINK		
8/93-3/94	Maverick GY6, KY6				TE984 555	TE979 555										DL700S - Heavy Duty Adjustable Track Rod - runs behind Front Diff - DL704
RAIDER																
8/91-10/96	Raider 26L (4WD) UF	BJ3956 (BJ2003) (BJ807) 555	BJ3955 (BJ2005) (BJ809) 555	SX4201 (SX1304)	TE3667L 555 LH Thread	TE3667L 555 LH Thread	possibly - check first TE3613R 555 TE3613R 555 bent to avoid drag link TE3613R fit some - not all models Check prior to ordering.									SX5302 - 24.7-25.7mm tapered spline with 39 splines (38 splines & 1 master spline) Some models also have alternate SX1531 27-28mm tapered spline with 43 splines Please check prior to ordering TE3667L - 85mm 14x1.5 Female BLD 13.95mm
RANGER																
2006-on	Ranger - PJ, PK (2WD)	BJ3956	BJ1722	SX1622	TE1721	TE1721										SX1720 - 16.3mm BLD - 24 splines & 4 master splines
2006-on	Ranger - PJ, PK (4WD)	BJ3956 (BJ2003) 555	BJ3455 (BLD 19.3mm)	SX1622	TE1731 555 LH Thread	TE1731 555 LH Thread										SX1622 - same as SX1620 but with 12mm bolt holes SX2620 - 14.3mm BLD - 32 splines & 4 master splines SX2621 - 15.5mm BLD - 32 splines & 4 master splines SX1720 - 16.3mm BLD - 24 splines & 4 master splines The most common pitman appears to be SX1720
SPECTRON - see ECONOVAN																
TERRITORY - see TERRITORY UNDER FORD HEADER																
TRADER																
1979-on	Trader 0409, 0509, 0711, 0811		KX605		TE606L	TE606R										
1984-89	Trader 3500, 4100		KX605		TE606L	TE606R										
1979-98	Trader - check pin size		KX605													King pin set 30mm x 175mm
TRANSIT																
1965-71	Transit Van 12-35 cwt		KX240 mostly 4cyl		TE412L 20mm thread	TE412R 20mm thread						RH-TE413R (END) LH-TE413L (END) 18mm thread				Grease nipples at side stub axles King pin set 0.812" x 6.110" Oil ring grooves top & bottom
4/72-85	Transit Van 12-35 cwt		KX257		TE412L 20mm thread	TE412R 20mm thread						RH-TE413R (END) LH-TE413L (END) 18mm thread				Grease nipples at top & bottom axles King pin set 0.860" x 5.755"
9/85-7/91	Transit Van - VE		BJ1058													BJ1300 - BLD 21.8mm - 3 bolt mount
1991-99	Transit Van		BJ1300 (BJ1313)		TE2705	TE2705										BJ1300 - BLD 21.8mm BJ1300 - 3 bolt mount

Part Number KEY
 BLUE - item avail ex. stock
 GREEN - under development
 RED - not a normally stocked line
 555 - also avail in 555 brand
















Commercial

		 BALL JOINT UPPER	 BALL JOINT LOWER / KING PIN SET	 IDLER	 TIE ROD END L/H OUTER	 TIE ROD END R/H OUTER	 TIE ROD END L/H INNER	 TIE ROD END R/H INNER	 RACK END	 SIDE ROD	 CENTRE ROD	 DRAG LINK	 PITMAN	 SWAY BAR LINK		
12/00-04	Transit Van - VH	BJ3469 <i>see note</i>	BJ3468		TE3755	TE3755			RH-RE6620 LH-RE6619 TRW rack							<i>Note - other suppliers list BJ3395 for Transit Lower. Our BJ3395 suits for Territory Upper.</i>
2004-06	Transit Van - VJ								RH-RE6620 LH-RE6619 TRW rack							RE6620 - 400mm 16x1.5 (socket) 16x1.5 (tre) RE6619 - 400mm 20x1.5 (socket) 16x1.5 (tre)
2006-on	Transit Van - VM								RH-RE6620 LH-RE6619 TRW rack							RE6620 - 400mm 16x1.5 (socket) 16x1.5 (tre) RE6619 - 400mm 20x1.5 (socket) 16x1.5 (tre)
UTILITY																
1/88-3/96	Longreach Ute XG 4lt manual steer	BJ94	BJ75	SX1119	TE548R	TE548R	TE549L	TE549L					SX809 (18901)			SX1119 - rubber bushes' both ends SX1119U - rubber/urethane combination
1/88-3/96	Longreach Ute XG power steer	BJ94	BJ75	SX1119	TE548R	TE548R	TE549L	TE549L					SX809B (18902)			SX1119 - rubber bushes' both ends SX1119U - rubber/urethane combination
3/96-on	Longreach Ute XH	BJ317 (BJ296)	BJ318 or BJ318OS (oversize) (BJ292)		TE818R (TE732) 16mm thread	TE818R (TE732) 16mm thread			RE1041 (P191041) 5mm shorter than RE818							16mm Tie rod ends/Rack RE1041 - 349mm 14x1.5 (socket) 16x1.5 (tre)
FUSO - see MITSUBISHI																
HILLMAN																
1970-81	Avenger				TE179R	TE179R										
1960-67	Hawk, Super Snipe				TE125L	TE125L	TE125R	TE125R								
1959-62	Minx, Gazelle series III,IIIA,IIIB,IIIC		KX185 NLA		TE125L	TE125L	TE125R	TE125R								
1962-67	Super Minx MkI,II,III,IV, Deluxe, Gazelle, series V,VA,VI, Husky series III	BJ31 NLA	BJ32 NLA		TE125L	TE125L	TE125R	TE125R								
1966-78	Hunter, Arrow, Royal, Hustler, Safari		BJ56	SX1130	TE125L	TE125L	TE125R	TE125R								BJ56 - can use BJ119
HINO																
1967-on	TH80/300/360/400,TC30/300,8-10ton		KX312													

H

B

Part Number KEY
 BLUE - item avail ex. stock
 GREEN - under development
 RED - not a normally stocked line
 555 - also avail in 555 brand

		 BALL JOINT UPPER	 BALL JOINT LOWER / KING PIN SET	 IDLER	 TIE ROD END L/H OUTER	 TIE ROD END R/H OUTER	 TIE ROD END L/H INNER	 TIE ROD END R/H INNER	 RACK END	 SIDE ROD	 CENTRE ROD	 DRAG LINK	 PITMAN	 SWAY BAR LINK		
1967-on	TE11/61 6ton		KX314													
1973-on	Harrier KR301 6-6.5ton - King pin long size		KX319													King pin set 40 x 227mm
1973-on	Harrier KR320/360,BX,KP - King pin short size		KX319/1													King pin set 40 x 202mm
1964-on	Ranger KM300/320/400 3.5ton		KX315													
1969-on	Ranger KL320/400,HL,RL,KK		KX275													
1971-on	Ranger KQ,FQ300/400/320/340,KM410		KX317													
1971-on	Ranger KF,ZM,TC,KB,TV,TW,RE 8-11ton		KX318													
1976-83	Ranger KL300 5ton		KX275		TE601L 555	TE601R 555										
1979-83	Ranger KL340 6.5ton		KX275		TE601L 555	TE601R 555										
all	Ranger KL, KQ, KM				TE601L 555	TE601R 555										
1982-on	Ranger FD,FF,FT,GD,KD,KG,SD & Super Hawk FD,FF,GP176		KX321		TE726L 555	TE726R 555										
all	FF192,FE193,FE197,FE,Raven		KX324													King pin set 40 x 227mm

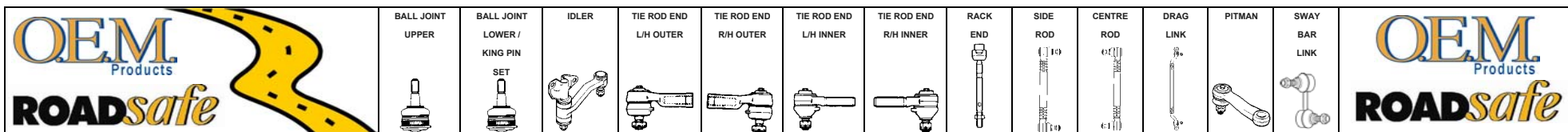
For the Latest Information, Releases & Specs
go to our Website.... www.roadsafe.com.au

Universal Sway Bar Links - ball ball

Premium quality universal 'ball ball' sway bar links feature a simple threaded design allowing for the link to be trimmed to any length from 60 to 320mm, and when fitted the ball studs seated in any position to suit the vehicle requirements. Roadsafe offer 3 universal style Sway Bar Links... **STB4208 (8mm rod/200mm long/10mm studs) for small passenger vehicles, STB4209 (10mm rod/320mm long/10mm studs) for medium/large passenger vehicles and STB4210**



Part Number KEY
 BLUE - item avail ex. stock
 GREEN - under development
 RED - not a normally stocked line
 555 - also avail in 555 brand



For the Latest Information, Releases & Specs go to our Website.... www.roadsafe.com.au

Premium quality universal 'ball ball' sway bar links feature a simple threaded design allowing for the link to be trimmed to any length from 60 to 320mm, and when fitted the ball studs seated in any position to suit the vehicle requirements. Roadsafe offer 3 universal style Sway Bar Links...STB4208 (8mm rod/200mm long/10mm studs) for small passenger vehicles, STB4209 (10mm rod/320mm long/10mm studs) for medium/large passenger vehicles and STB4210 (10mm rod/320mm long/12mm studs) for 4WD vehicle applications.




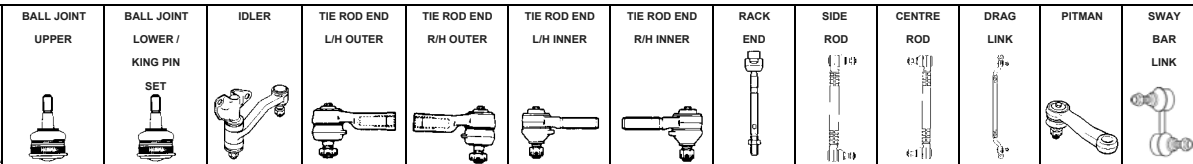
Holden

HOLDEN																		
	APOLLO																	
1973-74	Appollo (U.S.A.)	BJ54	BJ55 or BJ55OS (oversize)															
8/89-4/93	Apollo JK, JL - 2.0 4 cyl - Japanese Steering Rack		BJ231 555		TE648 (TE9305)	TE648 (TE9305)				RE880								RE880 - 345mm 14x1.5 (socket) 14x1.5 (tre) TE648 - Female RHT M14 x 1.5
8/89-4/93	Apollo JK, JL - 2.0 4 cyl - TRW Steering Rack		BJ231 555		TE648 (TE9305)	TE648 (TE9305)				RH-RE1008 (P191008) - 14mm dia. shaft & 16mm thread @ rack shaft end LH-RE1009 (P191009) - has recess for steering damper bracket								RE1008 - 345mm 16x1.5 (socket) 14x1.5 (tre) RE1009 - 348mm 16x1.5 (socket) 14x1.5 (tre) TE648 - Female RHT M14 x 1.5
4/93-8/97	Apollo JM, JP - 2.2 4 cyl & 3.0 V6		BJ920 (TRW BJ301)		TE991T (TRW TE751)	TE991T (TRW TE751)				RE1020 (P191020)								Front STB4208 63mm Rear STB4209 195mm RE1020 - 357mm 16x1.5 (socket) 16x1.5 (tre) RE1020 - another alternate RE992 <i>note BJ301 & TE751 were original TRW numbers BJ301 & TE751 numbers now applicable to Hilux</i>
	ASTRA																	
8/84-4/86	Astra LB, LC (TRW rack)		BJ304 (BJ242) 555		TE808R (TE664) 555	TE808R (TE664) 555				RE906 (P191001)								RE906 - 281mm 16x1.5 (socket) 12x1.25 (tre) TE808R - 90mm x 12x1.25
8/84-4/86	Astra LB, LC (imported rack)		BJ304 (BJ242) 555		TE808R (TE664) 555	TE808R (TE664) 555				RE857 male end								RE857 - 280mm 16x1.0 (socket) 12x1.25 (tre) TE808R - 90mm x 12x1.25
1986-on	Astra LD - manual steer (TRW rack)		BJ261 38mm press in		TE739 14x1.5 Female	TE739 14x1.5 Female				RE905 (P191011)								RE905 - 292mm 16x1.5 (socket) 14x1.5 (tre) TRW steering rack TE739 - 75mm 14x1.5 RHT Female
1986-4/88	Astra LD - power steer (imported rack)		BJ261		TE713 (TE926)	TE713 (TE926)				RE857 male end imported								RE857 - 280mm 16x1.0 (socket) 12x1.25 (tre) TE713 - 95mm 12x1.25 RHT Female BJ261 - push in Body dia. 38mm
4/88-89	Astra LD - power steer (TRW rack)		BJ261		TE739 14x1.5 Female	TE739 14x1.5 Female				RE905 (P191011) TRW								RE905 - 292mm 16x1.5 (socket) 14x1.5 (tre) TRW steering rack TE739 - 75mm 14x1.5 RHT Female



Part Number KEY
 BLUE - item avail ex. stock
 GREEN - under development
 RED - not a normally stocked line
 555 - also avail in 555 brand


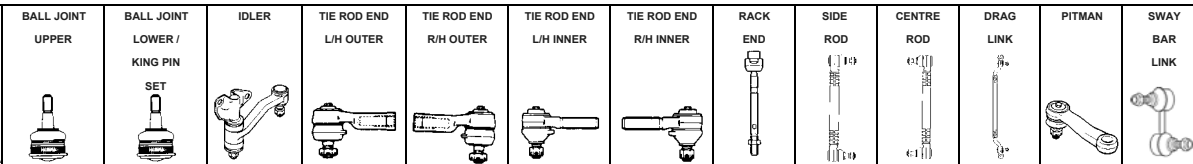
Copyright © 2011
 Copyright Roadsafe Automotive Products Pty. Ltd. © 2011
 All Rights Reserved. E.&O.E.



Holden

		BALL JOINT UPPER	BALL JOINT LOWER / KING PIN SET	IDLER	TIE ROD END L/H OUTER	TIE ROD END R/H OUTER	TIE ROD END L/H INNER	TIE ROD END R/H INNER	RACK END	SIDE ROD	CENTRE ROD	DRAG LINK	PITMAN	SWAY BAR LINK	
															BJ261 - push in Body dia. 38mm
9/91-98	Astra TR (Astra 'F') Saginaw or ZF Rack		BJ185 (BJ874)		TE2383 check prior to ordering 16x2 Female RH Thread	TE2384 16x2 Female LH Thread									Front STB7653 6/96-8/98
2/98-12/04	Astra TS (Astra 'G') TRW Rack		BJ883 NLA RH-BJ883R+ARM LH-BJ883L+ARM inc arm		TE940 (TE8128)	TE940 (TE8128)			RE7021 (RE8128)						Front STB7654 or STB7654G TE940 - 'standard' style tie rod end RE7021 - 308mm 18x1.5 (socket) 14x1.5 (tre) Front Strut Mount - S5463R Front Strut Mount Bearing - S3024B STB7654 - Taiwanese version std ball/ball style STB7654G - German genuine style
2/98-12/04	Astra TS (Astra 'G') Delphi Rack		BJ883 NLA RH-BJ883R+ARM LH-BJ883L+ARM		TE3195	TE3195									Front STB7654 or STB7654G Front Strut Mount - S5463R Front Strut Mount Bearing - S3024B STB7654 - Taiwanese version std ball/ball style STB7654G - German genuine style
04-06	Astra AH				TE9345 Female	TE9345 Female			RE9345 300mm - 18x1.5mm socket or RE9346 295mm - 16x1.5mm socket (as Jap style locktab) or RE6500 290mm - 16x1.5mm socket (has step)						TE9345 - 'straight' 14x1.5F (135.5mm long) RE9345 - 300mm 18x1.5 (socket) 14x1.5 (tre) RE9346 - 295mm 16x1.5 (socket) 14x1.5 (tre) - has jap s RE6500 - 290mm 16x1.5 (socket) 14x1.5 (tre) - has step
2/85-1/89	BARINA Barina MB, ML, MF		BJ400 inc. Arm		TE3628R 12mm thread 12x1.25 female	TE3628R 12mm thread 12x1.25 female			RE1004 (RE990) 285mm or RE1003 (RE7022/RE6404) 270mm						RE1004 - 285mm F14x1.5 (socket) 12x1.25 (tre) RE1003 - 268mm F14x1.5 (socket) 12x1.25 (tre)
1991-94	Barina MH up to Chassis# JSAEAB35S00140001		RH-BJ423R (BJ4158) LH-BJ424L (BJ4159) inc. Arm		TE988	TE988			RE1004 (RE990)						RE1004 - 285mm F14x1.5 (socket) 12x1.25 (tre) BJ4158/BJ4159 - inc. arm
1994-97	Barina SB		BJ841 2 bolt mount		TE941	TE941			RE950 Male						RE950 - 290mm 14x1.5 (socket) 12x1.5 (tre) RE7135 - 326mm F14x1.5 (socket) 12x1.5 (tre)

Part Number KEY
 BLUE - item avail ex. stock
 GREEN - under development
 RED - not a normally stocked line
 555 - also avail in 555 brand



ZBAR

Year	Model	BALL JOINT UPPER	BALL JOINT LOWER / KING PIN SET	IDLER	TIE ROD END L/H OUTER	TIE ROD END R/H OUTER	TIE ROD END L/H INNER	TIE ROD END R/H INNER	RACK END	SIDE ROD	CENTRE ROD	DRAG LINK	PITMAN	SWAY BAR LINK	Notes
			90.75mm c/b to furthest bolt hole 						or RE7135 Female						CHECK RACK ENDS B4 ORDERING BJ841 & BJ941 - different ball stud tapers & body lengths BJ841 - replaces 90444294 up to V4166924 1.2 & 1.4
1997-00	Barina SB		BJ941 2 bolt mount 124.25mm c/b to furthest bolt hole 		TE941	TE941			RE950 Male or RE7135 Female						RE950 - 290mm 14x1.5 (socket) 12x1.5 (tre) RE7135 - 326mm F14x1.5 (socket) 12x1.5 (tre) CHECK RACK ENDS B4 ORDERING BJ941 - replaces 90542574 from V4166925
2001-10	Barina XC		BJ2829 3 bolt mount 		need sample	need sample			RE6424					Front STB7655	RE6424 - 315mm F14x1.5 (socket) 12x1.5 (tre) BJ2829 - replaces 09196394 Front Strut Mount - S5463R Front Strut Mount Bearing - S3024B
2005-on	Barina TK								RE6656 p/steer						RE6656 - 216mm 16x1.5 (socket) 12x1.5 (tre)
9/91-97	CALIBRA Calibra YE		BJ185		TE2383 check prior to ordering 16x2 Female RH Thread	TE2384 16x2 Female LH Thread							Front STB7653		Tie Rod Ends - some Calibra have TE940 standard style tie rod ends
8/82-89	CAMIRA Camira JB, JD, JE		BJ185		TE555L LH Thread	TE555R LH Thread									both tie rod ends - left hand thread
1978-7/84	COMMODORE Commodore VB, VC, VH, VK - manual steer Gears Stamped 9945911 & 92014737		BJ166 or BJ166OS (oversize)		TE525R	TE525R			RE821 female end 285mm						Adjustable panhard rod - APR000 Control Arm - Front Lower R - CFL4R Control Arm - Front Lower L - CFL5L Control Arm - Rear Upper - CRU1 Control Arm - Rear Lower - CRL2 Standard Z Bar no offset - ZBAR
1978-7/84	Commodore VB, VC, VH, VK - power steer		BJ166 or BJ166OS (oversize)		TE526R	TE526R			RE819 female end 265mm						Adjustable panhard rod - APR000 Control Arm - Front Lower R - CFL4R Control Arm - Front Lower L - CFL5L

Part Number KEY
 BLUE - item avail ex. stock
 GREEN - under development
 RED - not a normally stocked line
 555 - also avail in 555 brand

		 BALL JOINT UPPER	 BALL JOINT LOWER / KING PIN SET	 IDLER	 TIE ROD END L/H OUTER	 TIE ROD END R/H OUTER	 TIE ROD END L/H INNER	 TIE ROD END R/H INNER	 RACK END	 SIDE ROD	 CENTRE ROD	 DRAG LINK	 PITMAN	 SWAY BAR LINK	
															Control Arm - Rear Upper - CRU1 Control Arm - Rear Lower - CRL2 Standard Z Bar no offset - ZBAR
7/84-86	Commodore VK - manual steer Gears Stamped 92025869		BJ166 or BJ166OS (oversize)		TE525R	TE525R			RE822 male end 305mm	 ADJ PANHARD ROD RSAPR - 880-1030mm				Front STB8211	RE822 - 305mm 16x1.5 (socket) 14x2 (tre) Adjustable panhard rod - APR000 Control Arm - Front Lower R - CFL4R Control Arm - Front Lower L - CFL5L Control Arm - Rear Upper - CRU1 Control Arm - Rear Lower - CRL2 Standard Z Bar no offset - ZBAR
7/84-86	Commodore VH, VK - power steer		BJ166 or BJ166OS (oversize)		TE526R	TE526R			RE820 (P191003) male end 290mm	 ZBAR				Front STB8211	RE820 - 290mm 16x1.5 (socket) 14x2 (tre) Adjustable panhard rod - APR000 Control Arm - Front Lower R - CFL4R Control Arm - Front Lower L - CFL5L Control Arm - Rear Upper - CRU1 Control Arm - Rear Lower - CRL2 Standard Z Bar no offset - ZBAR
2/86-10/91	Commodore VL, VN - manual steer		BJ166 or BJ166OS (oversize)		TE738 can use TE526R slight taper difference	TE738 can use TE526R slight taper difference			RE823 (P191012) 305mm	 STB8212HDP Super Heavy Duty				Front VN STB8212 (straight) or STB8212HDP (Z' HD)	RE823 - 305mm 14x1.5 (socket) 14x2 (tre) Adjustable panhard rod - APR000 Control Arm - Front Lower R - CFL4R Control Arm - Front Lower L - CFL5L Control Arm - Rear Upper - CRU1 Control Arm - Rear Lower - CRL2 Standard Z Bar no offset - ZBAR STB8212HDP - VN-VT Sway Bar Link

Universal Sway Bar Links - threaded

Premium quality universal 'threaded' sway bar links feature a simple threaded design of various lengths. Roadsafe offer 6 universal style threaded Sway Bar Links in various sizes from 140 to 320mm. Kits come complete with two rods, nuts & washers to suit. **Ask for Roadsafe Part numbers... LPK140, LPK165, LPK200, LPK240, LPK280 & LPK320**
For additional information check out the website... www.roadsafe.com.au












Australia's Largest Front End Range is at
 your Fingertips.... www.roadsafe.com.au

H O R D E R

2/86-7/93	Commodore VL, VN, VP - power steer		BJ166 or BJ166OS (oversize)		TE738 can use TE526R	TE738 can use TE526R			RE824 (P191012) 305mm					Front VN-VP STB8212 (straight) or STB8212HDP (Z' HD)	RE824 - 305mm 14x1.5 (socket) 14x2 (tre) Adjustable panhard rod - APR000 Control Arm - Front Lower R - CFL4R Control Arm - Front Lower L - CFL5L Control Arm - Rear Upper - CRU1 Control Arm - Rear Lower - CRL2 Standard Z Bar no offset - ZBAR STB8212HDP - VN-VT Sway Bar Link
-----------	------------------------------------	--	-----------------------------------	--	--------------------------------	--------------------------------	--	--	-----------------------------	--	--	--	--	--	--

Part Number KEY
 BLUE - item avail ex. stock
 GREEN - under development
 RED - not a normally stocked line
 - also avail in 555 brand

OEM Products ROADsafe		BALL JOINT UPPER	BALL JOINT LOWER / KING PIN SET	IDLER	TIE ROD END L/H OUTER	TIE ROD END R/H OUTER	TIE ROD END L/H INNER	TIE ROD END R/H INNER	RACK END	SIDE ROD	CENTRE ROD	DRAG LINK	PITMAN	SWAY BAR LINK	OEM Products ROADsafe
7/93-9/97	Commodore VR, VS													Front STB8212 (straight) or STB8212HDP ('Z' HD)	RE827 - 342mm 14x1.5 (socket) 16x1.5 (tre) Adjustable panhard rod - APR000 Control Arm - Front Lower R - CFL6R Control Arm - Front Lower L - CFL7L Control Arm - Rear Upper Non IRS - CRU1 Control Arm - Rear Lower Non IRS - CRU2 Standard Z Bar no offset - ZBAR STB8212HDP - VN-VT Sway Bar Link

Exchange Arm Illustrations



9/97-8/99	Commodore VT - to VIN# L492504 Series 1		BJ450 (BJ8035) (BJ926) spigot		TE750 (TE924) 16mm thread	TE750 (TE924) 16mm thread			RE1042 (RE960) 330mm					Front STB8212 (straight) or STB8212HDP ('Z' HD) Rear with IRS STB8830	RE1042 - 330mm 14x1.5 (socket) 16x1.5 (tre) BJ450 - ball joint with spigot Standard Z Bar no offset - ZBAR2 Control Arm - Front Lower R - CFL10R Control Arm - Front Lower L - CFL11L STB8212HDP - VN-VT Sway Bar Link
8/99-12/02	Commodore VT - from VIN# L492505 Series 2		BJ8036 (BJ927) thread		TE3049 coarse thread 16x2.0	TE3049 coarse thread 16x2.0			RE3047 (RE961)					Front STB8212 (straight) or STB8212HDP ('Z' HD) Rear with IRS STB8830	RE3047 - 330mm 14x1.5 (socket) 16x2 (tre) BJ8036 - ball joint with thread Standard Z Bar no offset - ZBAR2 Control Arm - Front Lower R - CFL9R Control Arm - Front Lower L - CFL8L STB8212HDP - VN-VT Sway Bar Link
10/00-8/02	Commodore VX inc. Monaro inc. VU Utility		BJ8036 (BJ927) thread		TE3049 coarse thread 16x2.0	TE3049 coarse thread 16x2.0			RE3047 (RE961)					Front STB8208 or STB8208HD	RE3047 - 330mm 14x1.5 (socket) 16x2 (tre) Control Arm - Front Lower R - CFL9R Control Arm - Front Lower L - CFL8L VX2-VZ Rear Toe Adjuster - TE9830



Part Number KEY
 BLUE - item avail ex. stock
 GREEN - under development
 RED - not a normally stocked line
 555 - also avail in 555 brand

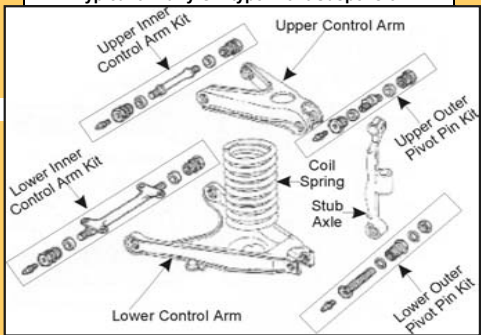
		 BALL JOINT UPPER	 BALL JOINT LOWER / KING PIN SET	 IDLER	 TIE ROD END L/H OUTER	 TIE ROD END R/H OUTER	 TIE ROD END L/H INNER	 TIE ROD END R/H INNER	 RACK END	 SIDE ROD	 CENTRE ROD	 DRAG LINK	 PITMAN	 SWAY BAR LINK		
																(Heavy Duty) Standard Z Bar no offset - ZBAR2 Rear with IRS STB8830
9/02-8/04	Commodore VY inc. Monaro		BJ8036 (BJ927) thread		TE3049 coarse thread 16x2.0	TE3049 coarse thread 16x2.0			RE3047 (RE961)	 STB8208HD Increased Rod Size New Design - Heavy Duty Increased Rod Size - to 11mm Rubber Bushes TE9830			Front STB8208 or STB8208HD (Heavy Duty)	RE3047 - 330mm 14x1.5 (socket) 16x2 (tre) Control Arm - Front Lower R - CFL9R Control Arm - Front Lower L - CFL8L VX2-VZ Rear Toe Adjuster - TE9830 Standard Z Bar no offset - ZBAR2	Rear with IRS STB8830 VY Crewman - STB8208&HD will not fit Use STB4208 & trim as required	
8/04-06	Commodore VZ suits to Chassis No. 6L838608 not KYB Rack inc. Crewman excl. Monaro		BJ8036 (BJ927) thread		TE3049 coarse thread 16x2.0	TE3049 coarse thread 16x2.0			RE3047 (RE961) socket 14x1.5 tre 16x2.0	 CFL8L & CFL9R			Front RH-STB8207 LH-STB8206	RE3047 - 330mm 14x1.5 (socket) 16x2 (tre) Control Arm - Front Lower R - CFL9R Control Arm - Front Lower L - CFL8L VX2-VZ Rear Toe Adjuster - TE9830 Standard Z Bar no offset - ZBAR2	Rear with IRS STB8830	
8/04-06	Commodore VZ from Chassis No. 6L838609-on with KYB Rack inc. Crewman excl. Monaro		BJ8036 (BJ927) thread		TE3051 14x1.5	TE3051 14x1.5			RE3051 socket 22x1.5 tre 14x1.5	 Commodore VZ Tie Rod End & Rack End Chassis No. 6L838609-ON TE3051 RE3051			Front RH-STB8207 LH-STB8206	RE3051 - 315mm 22x1.5 (socket) 14x1.5 (tre) Control Arm - Front Lower R - CFL9R Control Arm - Front Lower L - CFL8L VX2-VZ Rear Toe Adjuster - TE9830 Standard Z Bar no offset - ZBAR2	Rear with IRS STB8830	
8/04-06	Commodore VZ - Monaro Only		BJ8036 thread		TE3049 16x2.0	TE3049 16x2.0			RE3047 socket 14x1.5	 To Suit KYB Rack Available Now! VIC - Phone 1300 651 651 Fax 1300 651 651 QLD - Phone 1300 555 555 Fax 1300 555 555			Front STB8208	RE3047 - 330mm 14x1.5 (socket) 16x2 (tre)		

For the Latest Information, Releases & Specs go to our Website.... www.roadsafe.com.au

Universal Rack Ends
 Premium quality universal rack ends feature a simple design allowing for the rack end to be trimmed & machined to the fitment requirement. The universal rack ends feature two part numbers, one with 14x1.5mm Male socket thread & one with 16x1.5mm Male socket thread, both with 16mm tie rod end.
Ask for Roadsafe numbers... RE1414=14x1.5mm & RE1416=16x1.5mm

Part Number KEY
 BLUE - item avail ex. stock
 GREEN - under development
 RED - not a normally stocked line
 555 - also avail in 555 brand

1938-52	HOLDEN Series 40, 50 (to early 1942) 60, 70, 90				TE175L	TE175L										
1942-52	Series 40, 50				TE52L NLA	TE52L NLA										Shackle Kit (Rear Hanger) - SK4856 to suit FJ wide springs Shackle Kit (Rear Hanger) - SK4852 to suit 1948-52 narrow springs
1948-56	Holden 48, 50, FJ,	SX17 upper outer pivot pin SX18 lower outer pivot pin	KX17-010 king pin set 10 thou up or exchange inc. stub axle RH - KPFR LH - KPFL (FJ)	SX1039 idler support SX1095 idler set NLA	TE189R	TE189R										Upper Inner Repair Kit - SX1015RK Lower Inner Repair Kit - SX1026RK Shackle Kit (Rear Hanger) - SK4856 to suit FJ wide springs Shackle Kit (Rear Hanger) - SK4852 to suit 1948-52 narrow springs idler support - connects idler arm to chassis idler set - connects support to centre rod
Typical of Early GM type Front Suspension																
1956-59	Holden FE, FC	SX17 upper outer pivot pin SX18 lower outer pivot pin	KX17-010 king pin set 10 thou up or exchange inc. stub axle RH - KPFR LH - KPFL (early FE) RH - KPEKR LH - KPEKL (late FE & FC)	SX1039 idler support SX1095 idler set NLA	TE189R	TE189R										Upper inner control arm kit - SX1037A Lower inner control arm kit - SX1038A Bush to suit SX1037A - 7408965 Bush to suit SX1038A - 7408958 Shackle Kit (Rear Hanger) - SK5659 idler support - connects idler arm to chassis idler set - connects support to centre rod
1960-65	Holden FB, EK, EJ, EH all models	SX71 upper outer pivot pin SX18 lower outer pivot pin	KX194 king pin set or exchange inc. stub axle RH - KPFR LH - KPFL (FB & EK) RH - KPEKR LH - KPEHL (EJ, EH & HD)	SX1039 idler support SX1095 idler set NLA	TE189R	TE189R										Upper inner control arm kit - SX1037A Lower inner control arm kit - SX1038A Bush to suit SX1037A - 7408965 Bush to suit SX1038A - 7408958 Shackle Kit (Rear Hanger) - SK6065 idler support - connects idler arm to chassis idler set - connects support to centre rod



Part Number KEY
 BLUE - item avail ex. stock
 GREEN - under development
 RED - not a normally stocked line
 555 - also avail in 555 brand

1964-65	Holden HD with king pin suspension EH panel van & utility with 2.25" brake	SX71 upper outer pivot pin SX18 lower outer pivot pin	KX194 king pin set or exchange inc. stub axle RH - KPEHR LH - KPEHL	SX1039 idler support SX1095 idler set NLA	TE189R	TE189R									Upper inner control arm kit - SX1089A Lower inner control arm kit - SX1090A SX1090A - remove & refit from front of vehicle only Bush to suit SX1089A - 7427788 Bush to suit SX1090A - 7428002 Shackle Kit (Rear Hanger) - SK6065 idler support - connects idler arm to chassis idler set - connects support to centre rod

Exchange Holden King Pin Assembly Illustrations

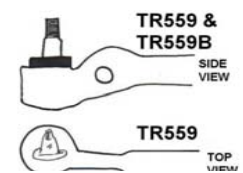
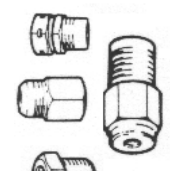


1965-67	Holden HD,HR with ball joint suspension	BJ54	BJ55 or BJ55OS (oversize)	SX1039 idler support SX1095 idler set NLA	TE189R	TE189R	TE358L	TE358L			TR838 exchange				Upper inner control arm kit - SX1094A Lower inner control arm kit - SX1090A SX1090A - remove & refit from front of vehicle only Bush to suit SX1094A - 7427788 Bush to suit SX1090A - 7428002 Shackle Kit (Rear Hanger) - SK6065 idler support - connects idler arm to chassis idler set - connects support to centre rod
1968-71	Holden HK, HT & Early HG 11/16" Male thread tie rod ends	BJ54	BJ55 or BJ55OS (oversize)	SX1113 idler support SX1112 idler set NLA	TE190L 11/16" male thread	TE189R 11/16" male thread	TE189R 11/16" male thread	TE190L 11/16" male thread			TR438				Upper inner control arm kit - SX1111A Lower inner control arm kit - SX1114A Bush to suit SX1111A - 7427788 Bush to suit SX1114A - 7434230 Shackle Kit (Rear Hanger) - SK6871 idler support - connects idler arm to chassis idler set - connects support to centre rod Tie Rod End Connecting Rod - TR196
1969-71	Holden Late HG 9/16" Female thread tie rod ends	BJ54	BJ55 or BJ55OS (oversize)	SX1113 idler support SX1112 idler set NLA	TE195R 9/16" female thread	TE195L 9/16" female thread	TE195L 9/16" female thread	TE195R 9/16" female thread			TR360 exchange				Shackle Kit (Rear Hanger) - SK6871 idler support - connects idler arm to chassis idler set - connects support to centre rod Female thread tie rod ends Tie Rod End Connecting Rod - TR195

Metal Bush Dimensions

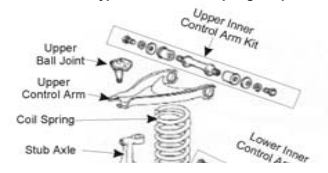
If the Control Arm replacement kit you require is no longer manufactured, these metal bushes are available.

Kit	Bush #	per vehicle
SX1037A	7408965	4



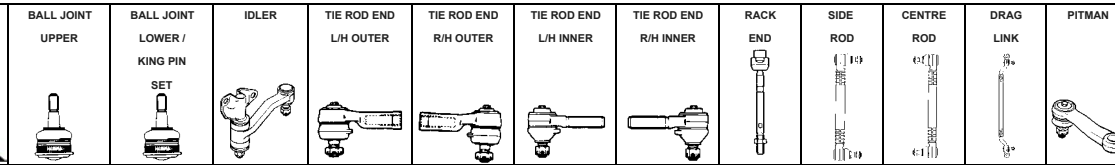
Correct Selection of Holden Drag Link
TR559B has an altered angle and position of one ball pin when compared to TR559. This is to

Typical Holden Coil Spring Suspension



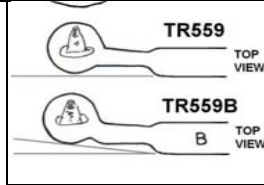
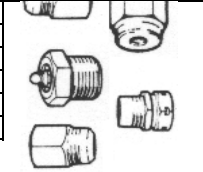
Part Number KEY
BLUE - item avail ex. stock
GREEN - under development
RED - not a normally stocked line
555 - also avail in 555 brand

Copyright © 2011
Copyright Roadsafe Automotive Products Pty. Ltd. © 2011
All Rights Reserved. E.&O.E.

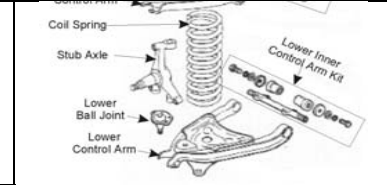


Please ensure you follow manufacturers guidelines when replacing automotive components.



SX1038A	7408958	4
SX1089A	7427788	4
SX1090	7428002	4
SX1094A	7427788	4
SX1111A	7427788	4
SX1114A	7434230	4



allow for radial tuned suspension. To check which is required, position a straight edge along the centre rod line: if the straight edge is parallel to the centre rod, it is a TR559; if the straight edge shows an angle, it is a TR559B. Check also for a casting 'B' on the TR559B for further identification.




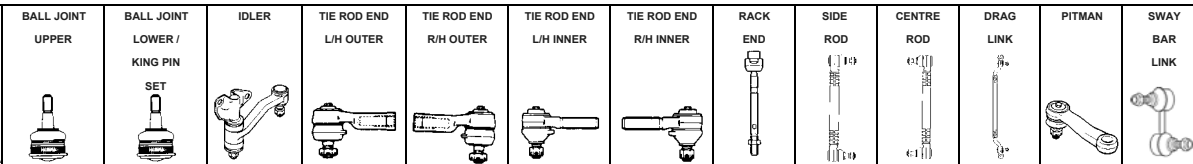
Road

1971-80	Holden HQ, HJ, HX sedan, van, utility & 1ton cab/chassis - manual steer	BJ54	BJ55 or BJ55OS (oversize)	SX1132 SX1132ARM - arm that SX1132 fits into NLA	TE195R	TE195L	TE195L	TE195R		TR559 HQ/HJ Only	see Centre Link	SX709 28.8mm ID	Shackle Kit (Rear Hanger) - SK7181 to suit HQ-WB Ute/Van/1 Ton Female thread tie rod ends SX1132ARM - normally non wear item Tie Rod End Connecting Rod - TR195	
1971-80	Holden HQ, HJ, HX sedan, van, utility & 1ton cab/chassis - power steer	BJ54	BJ55 or BJ55OS (oversize)	SX1132 SX1132ARM - arm that SX1132 fits into NLA	TE195R	TE195L	TE195L	TE195R		TR559 HQ/HJ Only	see Centre Link	SX709B 30.0mm ID	Shackle Kit (Rear Hanger) - SK7181 to suit HQ-WB Ute/Van/1 Ton Female thread tie rod ends SX1132ARM - normally non wear item Tie Rod End Connecting Rod - TR195	
1977-81	Holden HZ, WB - with radial tuned suspension - manual steer	BJ54	BJ55 or BJ55OS (oversize)	SX1132 SX1132ARM - arm that SX1132 fits into NLA	TE195R	TE195L	TE195L	TE195R		TR559B	see Centre Link	SX709 28.8mm ID	Shackle Kit (Rear Hanger) - SK7181 to suit HQ-WB Ute/Van/1 Ton Female thread tie rod ends SX1132ARM - normally non wear item Tie Rod End Connecting Rod - TR195	
1977-81	Holden HZ, WB - with radial tuned suspension - power steer	BJ54	BJ55 or BJ55OS (oversize)	SX1132 SX1132ARM - arm that SX1132 fits into NLA	TE195R	TE195L	TE195L	TE195R		TR559B	see Centre Link	SX709B 30.0mm ID	Shackle Kit (Rear Hanger) - SK7181 to suit HQ-WB Ute/Van/1 Ton Female thread tie rod ends SX1132ARM - normally non wear item Tie Rod End Connecting Rod - TR195	
	NOVA													
1989-94	Nova LE,LF - manual steer		RH-BJ270 LH-BJ271		TE648 82mm (TE9305)	TE648 82mm (TE9305)				RE1008 (P191008) 345mm			Front STB4208 70mm Rear	RE1008 - 345mm 16x1.5 (socket) 14x1.5 (tre) TE648 - Female RHT M14 x 1.5
1989-94	Nova LE,LF - power steer		RH-BJ270 LH-BJ271		TE648 82mm	TE648 82mm				RE867 330mm			STB4209 108mm	TE648 - Female RHT M14 x 1.5 RE867 - 330mm 14x1.5 (socket) 14x1.5 (tre)
1994-on	Nova LG - imported rack		BJ550		TE648 82mm	TE648 82mm				RE1008 (P191008)			Front STB4208 63mm	TE648 - Female RHT M14 x 1.5 RE1008 - 345mm 16x1.5 (socket) 14x1.5 (tre)





Part Number KEY
 BLUE - item avail ex. stock
 GREEN - under development
 RED - not a normally stocked line
 555 - also avail in 555 brand


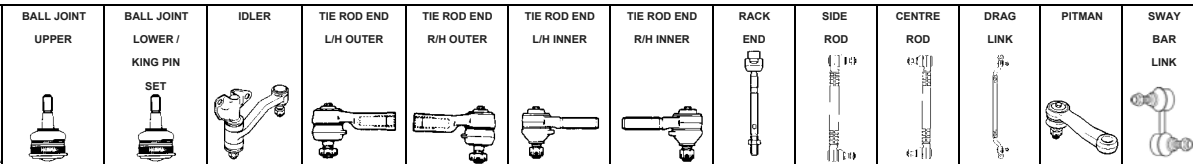
Copyright © 2011
 Copyright Roadsafe Automotive Products Pty. Ltd. © 2011
 All Rights Reserved. E.&O.E.



Holden

Year	Model	BALL JOINT UPPER	BALL JOINT LOWER / KING PIN SET	IDLER	TIE ROD END L/H OUTER	TIE ROD END R/H OUTER	TIE ROD END L/H INNER	TIE ROD END R/H INNER	RACK END	SIDE ROD	CENTRE ROD	DRAG LINK	PITMAN	SWAY BAR LINK	Notes
1994-on	Nova LG - TRW rack		BJ550		TE648 82mm (TE9305)	TE648 82mm (TE9305)			RE1008 (P191008) 345mm					Rear STB4209 108mm	TE648 - Female RHT M14 x 1.5 RE1008 - 345mm 16x1.5 (socket) 14x1.5 (tre)
6/81-90	PIAZZA Piazza YB				TE6410	TE6410			RE845						RE845 - 263mm F14x1.5 (socket) 14x1.5 (tre)
	PONTIAC - see PONTIAC														
	STATESMAN														
1971-78	Statesman HQ, HJ, HX - manual steer	BJ54	BJ55 or BJ55OS (oversize)	SX1132 SX1132ARM - arm that SX1132 fits into NLA	TE195R	TE195L	TE195L	TE195R			TR559	see Centre Link	SX709 28.8mm ID		Female thread tie rod ends Tie Rod End Connecting Rod - TR195
1971-78	Statesman HQ, HJ, HX - power steer	BJ54	BJ55 or BJ55OS (oversize)	SX1132 SX1132ARM - arm that SX1132 fits into NLA	TE195R	TE195L	TE195L	TE195R			TR559	see Centre Link	SX709B 30.0mm ID		Female thread tie rod ends Tie Rod End Connecting Rod - TR195 
1978-85	Statesman HZ, WB - manual steer	BJ54	BJ55 or BJ55OS (oversize)	SX1132 SX1132ARM - arm that SX1132 fits into NLA	TE195R	TE195L	TE195L	TE195R			TR559B	see Centre Link	SX709 28.8mm ID		Available Now! 
1978-85	Statesman HZ, WB - power steer	BJ54	BJ55 or BJ55OS (oversize)	SX1132 SX1132ARM - arm that SX1132 fits into NLA	TE195R	TE195L	TE195L	TE195R			TR559B	see Centre Link	SX709B 30.0mm ID		
1990-3/94	Statesman VQ		BJ166 or BJ166OS (oversize)		TE526R (TE738)	TE526R (TE738)			RE824 (P191012) 305mm						RE824 - 305mm 14x1.5 (socket) 14x2 (tre)
3/94-6/99	Statesman VR, VS		RH-BJ366R (BJ300R) LH-BJ366L (BJ300L)		TE750 16mm thread	TE750 16mm thread			RE827 (P191031) (RE951)						Adjustable panhard rod - RSAPR Standard Z Bar no offset - ZBAR RE827 - 342mm 14x1.5 (socket) 16x1.5 (tre)
6/99-on	Statesman WH - to VIN# L492688		BJ450 (BJ8035) spigot		TE750 16mm thread 16 x 1.5	TE750 16mm thread 16 x 1.5			RE1042 330mm 16x1.5						NOTE: VIN change RE1042 - 330mm 14x1.5 (socket) 16x1.5 (tre)
6/99-on	Statesman WH - from VIN# L492688		BJ8036		TE3049	TE3049			RE3047						NOTE: VIN change

Part Number KEY
 BLUE - item avail ex. stock
 GREEN - under development
 RED - not a normally stocked line
 555 - also avail in 555 brand



		BALL JOINT UPPER	BALL JOINT LOWER / KING PIN SET	IDLER	TIE ROD END L/H OUTER	TIE ROD END R/H OUTER	TIE ROD END L/H INNER	TIE ROD END R/H INNER	RACK END	SIDE ROD	CENTRE ROD	DRAG LINK	PITMAN	SWAY BAR LINK	
			thread		16mm thread 16 x 2.0	16mm thread 16 x 2.0			16x2.0						RE3047 - 330mm 14x1.5 (socket) 16x2 (tre)
10/05-9/07	TIGRA Tigra XC - Electric Steering/Manual Rack								RE6424					Front STB7655	
1967-73	TORANA (Includes Sunbird) Torana HB, LC, LJ, TA - 4cyl	BJ42	BJ57		TE179R 1/2" female thread	TE179R									
1973-75	Torana TA - 4cyl	BJ54	BJ55 or BJ55OS (oversize)		TE195R 9/16" female thread	TE195R									
1969-73	Torana LC,LJ - 6cyl	BJ54	BJ55 or BJ55OS (oversize)		TE195R	TE195R			RE826						RE826 - 292mm F7/8"x20tpi (socket) 9/16"x18tpi (tre)
3/74-80	Torana, Sunbird LH, LX, UC - 4/6/8cyl	BJ54	BJ55 or BJ55OS (oversize)	SX1132	TE195R	TE195R			P104023 LX & UC only 290mm or RE7026 275mm or RE7025 thread change				SX709B power 30.0mm ID		P104023 - suits LX and UC only
1979-80	Torana, Sunbird UC - 4/6/8cyl	BJ54	BJ55 or BJ55OS (oversize)	SX1132	TE195R	TE195R			P104023 290mm or RE7025 275mm				SX709B power 30.0mm ID		
8/88-7/95	VECTRA Vectra Sedan and Hatchback		BJ185 (BJ874) threaded		TE2383 RH Thread	TE2384 LH Thread								Front STB7653	
8/95-7/02	Vectra Sedan and Hatchback JR & JS		BJ883 ball joint only or		TE940	TE940			RE6418 (RE2928) ZF Rack					Front STB8824	RE6418 - 361mm 16x1.5 (socket) 14x1.5 (tre)



















Part Number KEY
 BLUE - item avail ex. stock
 GREEN - under development
 RED - not a normally stocked line
 555 - also avail in 555 brand

		 BALL JOINT UPPER	 BALL JOINT LOWER / KING PIN SET	 IDLER	 TIE ROD END L/H OUTER	 TIE ROD END R/H OUTER	 TIE ROD END L/H INNER	 TIE ROD END R/H INNER	 RACK END	 SIDE ROD	 CENTRE ROD	 DRAG LINK	 PITMAN	 SWAY BAR LINK		
			LH-BJ5352L+ARM RH-BJ5352R+ARM inc arm													 STB8825 2003-05 - ZC Replaces OE# 13237130 ballball 358mm
2003-05	Vectra Sedan and Hatchback ZC								RE7021 TRW Rack					Front STB8825		RE7021 - 308mm 18x1.5 (socket) 14x1.5 (tre)
9/05-on	VIVA Viva JF								RE896L							RE896L - 305mm 16x1.5 (socket) 14x1.5 (tre)
6/01-5/06	ZAFIRA Zafira		BJ883 ball joint only or LH-BJ883L+ARM RH-BJ883R+ARM inc arm		TE3195	TE3195			RE7021					Front STB7654 or STB7654G		RE7021 - 308mm 18x1.5 (socket) 14x1.5 (tre) STB7654 - Taiwanese version std ball/ball style STB7654G - German genuine style
HOLDEN - Commercial																
2004-on	ADVENTURA Adventura		BJ4193 OD 45.82		TE750 16 x 1.5	TE750 16 x 1.5			RE818 (P191017)					Front STB4209 300mm		RE818 - 355mm 14x1.5 (socket) 16x1.5 (tre) Sway Bar Link - VZ Adventra Only
1/94-97	BARINA COMBO VAN Combo Van - SB		BJ841 2 bolt mount 90.75mm c/b to furthest bolt hole		TE941	TE941			RE950 Male or RE7135 Female							RE950 - 290mm 14x1.5 (socket) 12x1.5 (tre) RE7135 - 326mm F14x1.5 (socket) 12x1.5 (tre) CHECK RACK ENDS B4 ORDERING BJ841 - replaces 90444294 up to V3023597
97-00	Combo Van - SB		BJ941 2 bolt mount 124.25mm c/b to furthest bolt hole		TE941	TE941			RE950 Male or RE7135 Female							RE950 - 290mm 14x1.5 (socket) 12x1.5 (tre) RE7135 - 326mm F14x1.5 (socket) 12x1.5 (tre) CHECK RACK ENDS B4 ORDERING BJ941 - replaces 90542574 from V3023598-on
2000-10	Combo Van - XC		BJ2829 3 bolt mount 													BJ2829 - replaces 09196394
	CAPTIVA															 BJ6667

Holden Commercial


Part Number KEY
 BLUE - item avail ex. stock
 GREEN - under development
 RED - not a normally stocked line
 555 - also avail in 555 brand

		 BALL JOINT UPPER	 BALL JOINT LOWER / KING PIN SET	 IDLER	 TIE ROD END L/H OUTER	 TIE ROD END R/H OUTER	 TIE ROD END L/H INNER	 TIE ROD END R/H INNER	 RACK END	 SIDE ROD	 CENTRE ROD	 DRAG LINK	 PITMAN	 SWAY BAR LINK		
08-on	Captive CE		BJ6667 3 bolt mount		TE6667 TE6667				RE6667							 RE6667 - 368mm 12x1.0 (socket) F14x1.5 (tre)
COLORADO (2WD)																
7/08-2011	Colorado (RC)	BJ5361 4 bolt mount 555	BJ282 555		TE5361 Female 14x1.5 BLD 16.3mm 555	TE5361 555				RE6681						Front RH-STB5680 LH-STB5690 RE6681 - 309mm 18x1.5 (socket) 14x1.5 (tre)
COLORADO (4WD)																
7/08-2011	Colorado (RC)	BJ428 3 bolt mount 555	BJ282 555		TE5361 Female 14x1.5 BLD 16.3mm 555	TE5361 555				RE6681						Front RH-STB5680 LH-STB5690 RE6681 - 309mm 18x1.5 (socket) 14x1.5 (tre)
CREWMAN																
2003-04	Cross 8		BJ4193 OD 45.82		TE750 16 x 1.5	TE750 16 x 1.5				RE818 (P191017)						RE818 - 355mm 14x1.5 (socket) 16x1.5 (tre)
D-MAX (2WD)																
02-07	TFR, TFB, TFS	BJ5361 4 bolt mount 555	BJ282 555		TE5361 Female 14x1.5 BLD 16.3mm 555	TE5361 555				RE6423 p/steer						RE6423 - 315mm 14x1.5 (socket) 14x1.5 (tre)
06-07	TFR, TFB for High Ride Suspension				TE5361 555	TE5361 555										
D-MAX (4WD)																
02-03	TFR, TFB, TFS	BJ428 3 bolt mount 555	BJ282 555		TE5361 Female 14x1.5 BLD 16.3mm 555	TE5361 555										
03-06	TFR, TFB, TFS for High Ride Suspension	BJ428 3 bolt mount 555			TE5361 Female 14x1.5 BLD 16.3mm 555	TE5361 555										
03-05	TFR, TFB, TFS P/S for High Ride Suspension				TE5361 555	TE5361 555										
07-on	TFR85									RE6681						RE6681 - 309mm 18x1.5 (socket) 14x1.5 (tre)
DROVER																
1985-87	Drover QB 4WD				TE692L	TE692R	TE693	TE693					DL307			DL307 - 740mm c/e BLD 12.53mm

Part Number KEY
 BLUE - item avail ex. stock
 GREEN - under development
 RED - not a normally stocked line
 555 - also avail in 555 brand





















BALL JOINT UPPER	BALL JOINT LOWER / KING PIN SET	IDLER	TIE ROD END L/H OUTER	TIE ROD END R/H OUTER	TIE ROD END L/H INNER	TIE ROD END R/H INNER	RACK END	SIDE ROD	CENTRE ROD	DRAG LINK	PITMAN	SWAY BAR LINK
------------------	---------------------------------	-------	-----------------------	-----------------------	-----------------------	-----------------------	----------	----------	------------	-----------	--------	---------------



Holden Commercial

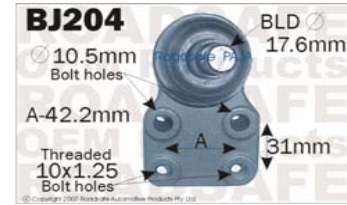

Year	Model	BJ203 (BJ805) 555	BJ282 (BJ806) 555	IDLER	TE210L (TE966)	TE210R (TE967)	TE210R (TE5281R)	TE210L (TE5281L)	RE6425	TR625	555	555	555	555
					'short' tie rod ends TE692L BLD 12.55mm M 16x1.5 LHT 90mm		'long' with two ball studs TE693 970mm 70mm 16x1.5 LHT BLD 12.8mm ball studs 90° offset							DL307 - 12.85-12.10 tapered hole Tie Rod Ends - only one of each per vehicle
10/95-1/99	FRONTERA Frontera MB	BJ203 (BJ805) 555	BJ282 (BJ806) 555		TE210L (TE966)	TE210R (TE967)			RE6425					RE6425 - 330mm 14x1.5 (socket) 14x1.5 (tre)
2/99-11/02	FRONTERA MX		BJ282 (BJ806) 555						RE867 UES				Front STB4209 150mm RH-STB8138 LH-STB8139	RE867 - 330mm 14x1.5 (socket) 14x1.5 (tre) STB4209 - Universal - Trim to length
	ISUZU - see ISUZU													
11/81-10/86	JACKAROO Jackaroo UBS13,16,52 4WD & 2WD wagon	BJ203 555	BJ202 555	SX7660 (SX3251) idler pivot	TE596R Female RHT BLD-14mm BHD-16mm M14x1.5 555	TE596R Female RHT BLD-16mm M14x1.5 555			RE847	TR625				BJ202 - 70mm centre to centre between mounting holes closest to ball stud & 30mm centre to centre between mounting holes furthest from ball stud BJ202 - 4 bolt mount BLD 17.5mm TE596R - 76mm 14x1.5 RHT BLD 13.68mm TR625 - 660mm overall length RE847 - 248mm F14x1.5 (socket) 14x1.5 (tre)
11/86-11/91	JACKAROO Jackaroo UBS17,55 4WD & 2WD wagon	BJ203 555	BJ282 (BJ806) 555	SX7660 (SX3251) idler pivot	TE210L (TE5281L) Female LHT BLD-16mm BHD-18mm M14x1.5	TE210R (TE5281R) Female RHT BLD-16mm BHD-18mm M14x1.5	TE210R (TE5281R) Female RHT BLD-16mm BHD-18mm M14x1.5	TE210L (TE5281L) Female LHT BLD-16mm BHD-18mm M14x1.5						BJ282 - 62mm centre to centre between mounting holes closest to ball stud & 80mm centre to centre between mounting holes furthest from ball stud TE210 - 72mm 14x1.5 Female BLD 16mm BJ282 - 4 bolt mount BLD 20.7mm
12/91-97	JACKAROO Jackaroo UBS25,69 4WD	BJ428 (BJ804) 555	BJ282 555	SX7660 (SX3251) idler pivot	TE210L (TE5281L) (TE966) Female LHT BLD-16mm BHD-18mm M14x1.5	TE210R (TE5281R) (TE967) Female RHT BLD-16mm BHD-18mm M14x1.5	TE210R (TE5281R) (TE967) Female RHT BLD-16mm BHD-18mm M14x1.5	TE210L (TE5281L) (TE966) Female LHT BLD-16mm BHD-18mm M14x1.5			TR890 or TR626		Front RH-STB8139 LH-STB8138 Rear STB8140	TE210 - 72mm 14x1.5 Female BLD 16mm BJ282 - 4 bolt mount BLD 20.7mm

Part Number KEY
 BLUE - item avail ex. stock
 GREEN - under development
 RED - not a normally stocked line
 555 - also avail in 555 brand

		 BALL JOINT UPPER	 BALL JOINT LOWER / KING PIN SET	 IDLER	 TIE ROD END L/H OUTER	 TIE ROD END R/H OUTER	 TIE ROD END L/H INNER	 TIE ROD END R/H INNER	 RACK END	 SIDE ROD	 CENTRE ROD	 DRAG LINK	 PITMAN	 SWAY BAR LINK		
					<i>Different Tie Rod End configurations identified L vs R Please determine correct orientation prior to ordering.</i>											
1997-on	Jackaroo UBS25 4WD	BJ428	BJ5312 (BJ4370) 555		TE210L (TE5281L) (TE966) Female LHT BLD-16mm BHD-18mm	TE210R (TE5281R) (TE967) Female RHT BLD-16mm BHD-18mm	TE210R (TE5281R) (TE967) Female RHT BLD-16mm BHD-18mm	TE210L (TE5281L) (TE966) Female LHT BLD-16mm BHD-18mm			TR890 or TR626				Front RH-STB8139 LH-STB8138 Rear STB8140	
					<i>Different Tie Rod End configurations identified L vs R Please determine correct orientation prior to ordering.</i>											
1972-81	LUV Luv 2WD KB20,25	BJ201 555	BJ202 555		TE595L	TE595R					TR668 555				BJ202 - 4 bolt mount BLD 20.8mm BJ201 - please specify if lock nut is required	
1972-81	RODEO (2WD) Rodeo KB20,KB25 2WD	BJ201 555	BJ202 555		TE595L	TE595R					TR668 555				BJ202 - 4 bolt mount BLD 20.8mm BJ201 - please specify if lock nut is required	
6/81-88	Rodeo KB & KBD26,27,28 2WD 1000kg Rodeo KB21,KB22,KB26,KB27	BJ203 (BJ805) 555 4 bolt mount	BJ204 4 bolt mount	SX7660 (SX3251) idler pivot 	TE596R Female RHT BLD-14mm BHD-16mm 555 M14x1.5	TE596R Female RHT BLD-16mm BHD-18mm 555 M14x1.5			RE846 female end 		TR625 555				BJ204 - 42mm centre to centre between mounting holes. Holes closest to ball stud = no thread. Furthest from ball stud = threaded. TE596R - 76mm 14x1.5 RHT BLD 14mm RE846 - 270mm F14x1.5 (socket) 14x1.5 (tre)	
5/88-03	Rodeo TFR 2WD	BJ203 (BJ805) 4 bolt mount (1991-95) or BJ428 3 bolt mount (1996-04) 555	BJ281 4 bolt mount	SX7660 (SX3251) idler pivot 	TE210L (TE5281L) Female LHT BLD-16mm BHD-18mm M14x1.5	TE210R (TE5281R) Female RHT BLD-16mm BHD-18mm M14x1.5	TE210R (TE5281R) Female RHT BLD-16mm BHD-18mm M14x1.5	TE210L (TE5281L) Female LHT BLD-16mm BHD-18mm M14x1.5			TR890 (Chassis JAATFR.... Onwards) or TR626 check prior to ordering				Front RH-STB8138 LH-STB8139 TE210 - 72mm 14x1.5 Female BLD 16mm	
					<i>Different Tie Rod End configurations identified L vs R Please determine correct orientation prior to ordering.</i>											
2/03-11/05	Rodeo TFR, RA 2WD TFB & D-Max	BJ5361 4 bolt mount or BJ428 3 bolt mount	BJ282 555		TE5361 Female 14x1.5 BLD 16.3mm	TE5361 Female 14x1.5 BLD 16.3mm			RE6423 (RE5360)						Front RH-STB8138 LH-STB8139 Rear STB7253	RE6423 - 315mm 14x1.5 (socket) 14x1.5 (tre)

Part Number KEY
 BLUE - item avail ex. stock
 GREEN - under development
 RED - not a normally stocked line
 555 - also avail in 555 brand

	BALL JOINT UPPER	BALL JOINT LOWER / KING PIN SET	IDLER	TIE ROD END L/H OUTER	TIE ROD END R/H OUTER	TIE ROD END L/H INNER	TIE ROD END R/H INNER	RACK END	SIDE ROD	CENTRE ROD	DRAG LINK	PITMAN	SWAY BAR LINK	
12/05-6/08	Rodeo RA 2WD	BJ5361 4 bolt mount or BJ428 3 bolt mount	BJ282 555		TE5361 Female 14x1.5 BLD 16.3mm	TE5361		RE6681						RE6681 - 309mm 18x1.5 (socket) 14x1.5 (tre)

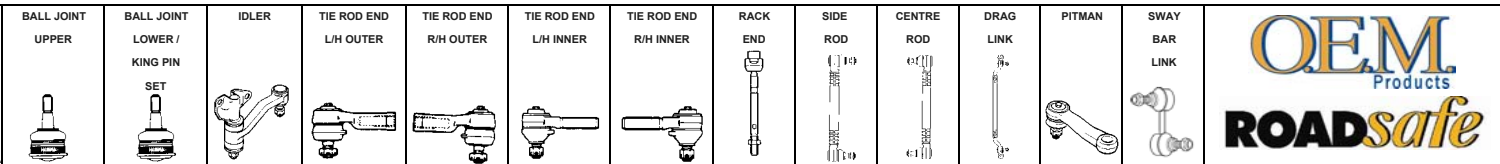


RODEO (4WD)

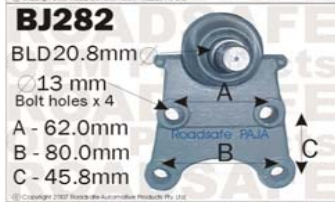
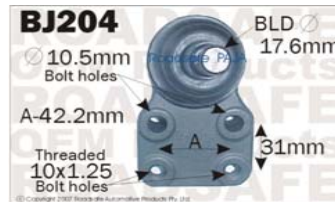

Holden Commercial	5/79-81	Rodeo KB40,KB41 4WD wagon	BJ201 555 press in	BJ202 555 4 bolt mount	SX7660 (SX3251) idler pivot	TE596R Female RHT BLD-14mm BHD-16mm 555 M14x1.5	TE596R M14x1.5	RE847 TR691# (555#) 555							BJ201 - please specify if lock nut is required BJ202 - 4 bolt mount BLD 20.8mm TE596R - 76mm 14x1.5 RHT BLD 14mm RE847 - 248mm F14x1.5 (socket) 14x1.5 (tre)
	6/81-4/87	Rodeo KB4 & KBD4 series 4WD wagon Rodeo KB41,KB42,KB46,KB47	BJ203 555 4 bolt mount	BJ202 555 4 bolt mount	SX7660 (SX3251) idler pivot	TE596R Female RHT BLD-14mm BHD-16mm 555 M14x1.5	TE596R M14x1.5	RE847 TR691# (555#) 555	TR625						BJ202 - 4 bolt mount BLD 20.8mm TE596R - 76mm 14x1.5 RHT BLD 14mm TR625 - 660mm overall length RE847 - 248mm F14x1.5 (socket) 14x1.5 (tre)
	5/87-5/89	Rodeo TFS17,54 4WD	BJ203 555 4 bolt mount	BJ202 555 4 bolt mount	SX7660 (SX3251) idler pivot or SX9710 idler pivot with bracket	TE596R Female RHT BLD-14mm BHD-16mm 555 M14x1.5	TE596R M14x1.5	RE847 TR691# (555#) 555	TR625						SX9710 - same as SX7660 but with bracket BJ202 - 4 bolt mount BLD 20.8mm TE596R - 76mm 14x1.5 RHT BLD 14mm TR625 - 660mm overall length RE847 - 248mm F14x1.5 (socket) 14x1.5 (tre)
	5/89-03	Rodeo TFR16,17 & TFS55 4WD	BJ203 (BJ805) 4 bolt mount (1991-97) or BJ428 3 bolt mount (1998-04) 555	BJ282 555	SX7660 (SX3251) idler pivot or SX9710 idler pivot with bracket	TE210L (TE5281L) Female LHT BLD-16mm BHD-18mm M14x1.5	TE210R (TE5281R) Female RHT M14x1.5	TE210R (TE5281R) Female RHT M14x1.5	TE210L (TE5281L) Female LHT BLD-16mm BHD-18mm M14x1.5		TR890			Front RH-STB8138 LH-STB8138 Rear STB7253	TE210 - 72mm 14x1.5 Female BLD 16mm SX9710 - same as SX7660 but with bracket BJ282 - 4 bolt mount BLD 20.8mm

Part Number KEY
 BLUE - item avail ex. stock
 GREEN - under development
 RED - not a normally stocked line
 555 - also avail in 555 brand

Copyright © 2011
 Copyright Roadsafe Automotive Products Pty. Ltd. © 2011
 All Rights Reserved. E.&O.E.



2/03-11/05	Rodeo TFR16,17 & TFS55, RA 4WD with rack & pinion steering	BJ5361 4 bolt mount or BJ428 3 bolt mount	BJ282 555		TE5361 Female 14x1.5 BLD 16.3mm 555	TE5361 555			RE6423					Front RH-STB5680 LH-STB5690	RE6423 - 315mm 14x1.5 (socket) 14x1.5 (tre)
12/05-2009	Rodeo RA 4WD with rack & pinion steering	BJ5361 4 bolt mount or BJ428 3 bolt mount	BJ282 555		TE5361 Female 14x1.5 BLD 16.3mm 555	TE5361 555			RE6681					Front RH-STB5680 LH-STB5690	RE6681 - 310mm 18x1.5 (socket) 14x1.5 (tre)


















1981-on	SHUTTLE Shuttle Van & Wagon - all models	BJ203 555	BJ252 555		TE727R 555	TE727R 555	TE728L 555	TE728L 555							
---------	--	---------------------	---------------------	--	----------------------	----------------------	----------------------	----------------------	--	--	--	--	--	--	--

H O N D A
















HONDA															
76-4/81	ACCORD Accord SJ,SM,SV		BJ4114L (BJ1207) inc. Arm		TE627R (TE681) 555	TE627R (TE681) 555			RE851 male end					 TE627R F 12x1.25 RHT 75mm	Ball joint with arm Previous catalogues listed TE627R to suit Toyota Stout - please specify application when ordering TE627R to avoid confusion.
5/81-9/83	Accord SY,SZ		RH-BJ4115R (BJ4115) LH-BJ4116L (BJ4116)		TE627R (TE681) 555	TE627R (TE681) 555			RE849 male end 295mm						Ball joint with arm RE849 - 295mm 12x1.25 (socket) 12x1.25 (tre) Previous catalogues listed TE627R to suit Toyota Stout - please specify application

Part Number KEY
 BLUE - item avail ex. stock
 GREEN - under development
 RED - not a normally stocked line
 555 - also avail in 555 brand

		 BALL JOINT UPPER	 BALL JOINT LOWER / KING PIN SET	 IDLER	 TIE ROD END L/H OUTER	 TIE ROD END R/H OUTER	 TIE ROD END L/H INNER	 TIE ROD END R/H INNER	 RACK END	 SIDE ROD	 CENTRE ROD	 DRAG LINK	 PITMAN	 SWAY BAR LINK		
			inc. Arm													when ordering TE627R to avoid confusion.
6/83-1985	Accord AC,AD		RH-BJ4121R (BJ4121) LH-BJ4122L (BJ4122) inc. Arm		TE627R (TE681) 555	TE627R (TE681) 555			RE852 male end							Ball joint with arm Previous catalogues listed TE627R to suit Toyota Stout - please specify application when ordering TE627R to avoid confusion.
1985-90	Accord CA	RH-BJ4130R (BJ4130) LH-BJ4131L (BJ4131) inc. Arm BJ481+ARM REAR inc. arm	BJ556 (BJ279) 555 BJ5114 REAR inc. arm		TE627R (TE681) 555	TE627R (TE681) 555			RE849 male end 295mm RE852 (RE7028) power steer housing tube length 414mm							Ball joint with arm RE849 suits all with housing tube length 330-390mm RE849 - 295mm 12x1.25 (socket) 12x1.25 (tre) RE852 suits with housing tube length 414mm RE852 - 295mm 12x1.25 (socket) 12x1.25 (tre) Previous catalogues listed TE627R to suit Toyota Stout - please specify application when ordering TE627R to avoid confusion.
1990-93	Accord CB	BJ565 or RH-BJ429R (BJ6181R) LH-BJ430L (BJ6181L) inc. Arm RH-BJ482R LH-BJ483L REAR	BJ558 or RH-BJ5125R LH-BJ5125L inc. arm RH-BJ5117R LH-BJ5117L REAR		TE962	TE961			RE6180 (RE970) (RE7029)					Front STB8155 Rear STB8161		RE6180 - 162mm 12x1.25 (socket) 14x1.5 (tre)
1994-on	Accord CB	BJ565 or RH-BJ7706R (BJ5118R) LH-BJ7706L (BJ5118L)	BJ558 or RH-BJ5126R LH-BJ5126L arm only		TE962	TE961			RE6180 (RE970) (RE7029)					Front to 1998 STB8155 Rear STB8161		RE6180 - 162mm 12x1.25 (socket) 14x1.5 (tre)
1995-97	Accord CC,CD,CE	BJ565 or RH-BJ7706R (BJ5118R) LH-BJ7706L (BJ5118L) inc. Arm	BJ558		TE6211L (TE5621L) 555	TE6211R (TE5621R) 555			RE6210 (RE5621) RE7428 Accord CD					Front STB8155 Rear STB8156		RE7428 - 172mm 12x1.25 (socket) 14x1.5 (tre)

Honda

Part Number KEY
 BLUE - item avail ex. stock
 GREEN - under development
 RED - not a normally stocked line
 555 - also avail in 555 brand

		 BALL JOINT UPPER	 BALL JOINT LOWER / KING PIN SET	 IDLER	 TIE ROD END L/H OUTER	 TIE ROD END R/H OUTER	 TIE ROD END L/H INNER	 TIE ROD END R/H INNER	 RACK END	 SIDE ROD	 CENTRE ROD	 DRAG LINK	 PITMAN	 SWAY BAR LINK	
1998-02	Accord CG,CH	RH - BJ5623R LH - BJ5623L inc. Arm	BJ5618		TE5623L	TE5623R			RE5623						Front RH-STB8163 LH-STB8162 Rear RH-STB8165 LH-STB8164
2001-06	Accord CL7				TE6311L 555	TE6311R 555									6/03-on Front RH-STB7168 LH-STB7167 Rear RH-STB8165 LH-STB8164
2005-on	Accord CM								RE7427						Front RH-STB7168 LH-STB7167 Rear RH-STB8165 LH-STB8164
	ACTY - see HONDA COMMERCIAL CITY - see HONDA COMMERCIAL CIVIC														
1973-75	Civic SB		RH-BJ4001R (BJ4001) LH-BJ4002L (BJ4002) inc. Arm		TE627R (TE681) 555 75mm long - straight	TE627R (TE681) 555 75mm long - straight			RE848 male end						Ball joint with arm and bar RE848 - 244mm 12x1.25 (socket) 12x1.25 (tre) <i>Previous catalogues listed TE627R to suit Toyota Stout - please specify application when ordering TE627R to avoid confusion.</i>
1973-79	Civic EB series		BJ4111R (BJ4111) (BJ1248) inc. Arm		TE627R (TE681) 555 75mm long - straight	TE627R (TE681) 555 75mm long - straight			RE848 male end						Ball joint with arm RE848 - 244mm 12x1.25 (socket) 12x1.25 (tre) <i>Previous catalogues listed TE627R to suit Toyota Stout - please specify application when ordering TE627R to avoid confusion.</i>
1975-79	Civic SC,SE,SF,SG,SH,SK,SP		BJ4111R (BJ4111) (BJ1248) inc. Arm		TE627R (TE681) 555 75mm long - straight	TE627R (TE681) 555 75mm long - straight			RE848 male end						Ball joint with arm RE848 - 244mm 12x1.25 (socket) 12x1.25 (tre) <i>Previous catalogues listed TE627R to suit Toyota Stout - please specify application when ordering TE627R to avoid confusion.</i>


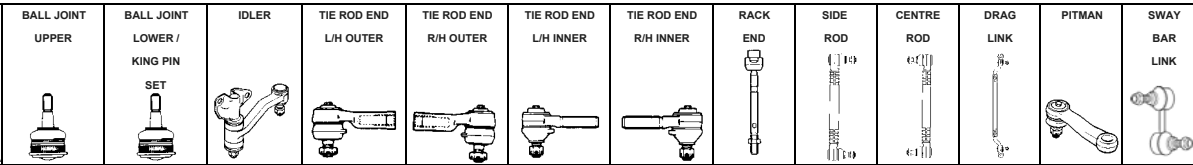
Universal Sway Bar Links - ball ball

Premium quality universal 'ball ball' sway bar links feature a simple threaded design allowing for the link to be trimmed to any length from 60 to 320mm, and when fitted the ball studs seated in any position to suit the vehicle requirements. Roadsafe offer 3 universal style Sway Bar Links...**STB4208 (8mm rod/200mm long/10mm studs) for small passenger**



Australia's Largest Front End Range is at
your Fingertips www.roadsafe.com.au

Part Number KEY
 BLUE - item avail ex. stock
 GREEN - under development
 RED - not a normally stocked line
 555 - also avail in 555 brand



Universal Sway Bar Links - ball ball

Premium quality universal "ball ball" sway bar links feature a simple threaded design allowing for the link to be trimmed to any length from 60 to 320mm, and when fitted the ball studs seated in any position to suit the vehicle requirements. Roadsafe offer 3 universal style Sway Bar Links...**STB4208 (8mm rod/200mm long/10mm studs) for small passenger vehicles.** **STB4209 (10mm rod/320mm long/10mm studs) for medium/large passenger vehicles and STB4210 (10mm rod/320mm long/12mm studs) for 4WD vehicle applications.**





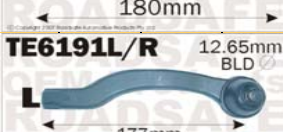



Australia's Largest Front End Range is at your Fingertips.... www.roadsafe.com.au

ROADSAFE

1979-83	Civic SL,SR,SS,ST,WC,VC,VE		BJ4112L (BJ4112) (BJ1237) inc. Arm		TE627R (TE681) 555 75mm long - straight	TE627R (TE681) 555			RE849 male end 295mm							Ball joint with arm RE849 - 295mm 12x1.25 (socket) 12x1.25 (tre) <i>Previous catalogues listed TE627R to suit Toyota Stout - please specify application when ordering TE627R to avoid confusion.</i>
1983-87	Civic AG,AH,AJ,AK,AL,AT,AV,VJ,AR		RH-BJ4118R (BJ1209) LH-BJ4119L (BJ1210) inc. Arm		TE627R (TE681) 555 75mm long - straight	TE627R (TE681) 555			RE850 male end 315mm						Ball joint with arm RE850 - 315mm 12x1.25 (socket) 12x1.25 (tre) <i>Previous catalogues listed TE627R to suit Toyota Stout - please specify application when ordering TE627R to avoid confusion.</i>	
1987-8/91	Civic EF,ED,EY	RH-BJ4238R (BJ4238) LH-BJ4239L (BJ4239) inc. Arm	BJ556 (BJ279) 555		TE718L 555 BLD-12.74mm 180mm long - with bend	TE718R 555 BLD-12.74mm			RE869 (RE7032)						Upper arm and ball joint RE869 - 180mm 12x1.25 (socket) 14x1.5 (tre)	
8/91-93	Civic EF,ED,EY	RH-BJ4238R (BJ4238) LH-BJ4239L (BJ4239) inc. Arm	BJ556 (BJ279) 555		TE718L 555 BLD-12.74mm 180mm long - with bend	TE718R 555 BLD-12.74mm			RE3010 (RE7033)						Upper arm and ball joint RE3010 - 190mm 12x1.25 (socket) 14x1.5 (tre)	
1993-99	Civic EG,EH,EJ,EK	BJ565 or RH-BJ431R (BJ6191R) LH-BJ432L (BJ6191L) inc. Arm	BJ556 (BJ279) 555		TE6191L (TE3560) BLD-12.65mm 177mm long - with bend	TE6191R (TE3540) BLD-12.65mm			RE3010						1996-99 Rear Upper Arm - ARM455R Front STB8075 Rear RH-STB8110 LH-STB8111 1993-97 VTEC Front STB8077 Rear	

Part Number KEY
 BLUE - item avail ex. stock
 GREEN - under development
 RED - not a normally stocked line
 555 - also avail in 555 brand

		BALL JOINT UPPER	BALL JOINT LOWER / KING PIN SET	IDLER	TIE ROD END L/H OUTER	TIE ROD END R/H OUTER	TIE ROD END L/H INNER	TIE ROD END R/H INNER	RACK END	SIDE ROD	CENTRE ROD	DRAG LINK	PITMAN	SWAY BAR LINK		
7/83-10/87	CRX AE, AF, AS		RH-BJ4118R (BJ1209) LH-BJ4119L (BJ1210) inc. Arm		TE627R (TE681) 555 75mm long - straight	TE627R (TE681) 555 75mm long - straight			RE850 male end 315mm						 <p>12.98mm F 12x1.25 RHT 75mm</p>	<p>Previous catalogues listed TE627R to suit Toyota Stout - please specify application when ordering TE627R to avoid confusion.</p> <p>RE850 - 315mm 12x1.25 (socket) 12x1.25 (tre)</p>
11/87-5/92	CRX EF,ED series 2 door coupe	RH-BJ4238R (BJ4238) LH-BJ4239L (BJ4239) inc. Arm	BJ556 (BJ279) 555		TE718L (TE681) 555 180mm long with bend BLD-12.74mm	TE718R (TE681) 555 180mm long with bend BLD-12.74mm			RE869 (RE7032)						 <p>BLD 12.74mm TE718L F 14x1.5 RHT 180mm</p>	<p>Upper arm and ball joint RE869 - 180mm 12x1.25 (socket) 14x1.5 (tre)</p>
6/92-97	CRX EG series 2 door coupe	RH-BJ431R (BJ6191R) LH-BJ432L (BJ6191L) inc. Arm	BJ556 (BJ279) 555		TE6191L (TE3560) 555 177mm long with bend BLD-12.65mm	TE6191R (TE3540) 555 177mm long with bend BLD-12.65mm			RE3010 (RE7033)						 <p>TE6191L/R 12.65mm BLD 177mm 14x1.5 RHT</p>	<p>Upper arm and ball joint RE3010 - 190mm 12x1.25 (socket) 14x1.5 (tre)</p>
4/92-on	HORIZON Horizon														<p>Front STB4209 150mm Rear STB4209 210mm</p>	
1995-98	HRV HRV								RE1076 (RE6220)						<p>RE1076 - 223mm 12x1 (socket) 14x1.5 (tre)</p>	
1998-on	HRV GH1, GH2 2WD		BJ6302 555						RE6320 555						<p>Front STB7162 Rear STB7163</p>	
1999-on	HRV GH3, GH4 4WD		BJ6302 555						RE6320 555						<p>Front STB7162 Rear STB7163</p>	
1986-92	INTERGRA Integra DA		BJ556 (BJ279) 555		TE627R (TE681) 555 75mm long - straight	TE627R (TE681) 555 75mm long - straight			RE850 male end 315mm						 <p>BLD 12.98mm TE627R F 12x1.25 RHT 75mm</p>	<p>RE850 - 315mm 12x1.25 (socket) 12x1.25 (tre)</p> <p>Previous catalogues listed TE627R to suit Toyota Stout - please specify application when ordering TE627R to avoid confusion.</p>
















Honda

Part Number KEY
 BLUE - item avail ex. stock
 GREEN - under development
 RED - not a normally stocked line
 555 - also avail in 555 brand


















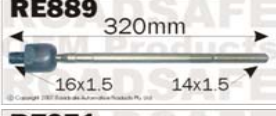

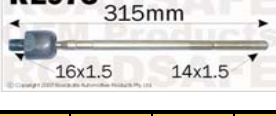


		BALL JOINT UPPER	BALL JOINT LOWER / KING PIN SET	IDLER	TIE ROD END L/H OUTER	TIE ROD END R/H OUTER	TIE ROD END L/H INNER	TIE ROD END R/H INNER	RACK END	SIDE ROD	CENTRE ROD	DRAG LINK	PITMAN	SWAY BAR LINK			
1993-97	Integra DB,DC	RH-BJ431R (BJ6191R) LH-BJ432L (BJ6191L) inc. Arm	BJ556 (BJ279) 555		TE6191L (TE3560) 180mm long with bend BLD-12.64mm	TE6191R (TE3540) BLD-12.64mm			RE3010 (RE6400) (RE7035)							RE3010 - 190mm 12x1.25 (socket) 14x1.5 (tre)	
2003-on	JAZZ Jazz				TE2157	TE2157			RE7036							TE2157 - M12x1.25 female	
1986-90	LEGEND Legend KA	RH-BJ5613R LH-BJ5613L inc. Arm	BJ351		TE852L	TE851R			RE5622 (RE901)								
1991-95	Legend	RH-BJ453R (BJ5122R) LH-BJ454L (BJ5122L) inc. Arm RH-BJ5123R LH-BJ5123L (rear) inc. Arm	BJ5613 ball joint only RH-BJ5616R LH-BJ5616L (rear) inc. Arm		TE5622L	TE5622R			RE5622 (RE7037) (RE901)								
1995-98	ODYSSEY Odyssey RA1, RA2, RA3, RA4	RH-BJ7706R (BJ5118R) LH-BJ7706L (BJ5118L) inc. Arm			TE6211L (TE5621L)	TE6211R (TE5621R)			RE6210 (RE5621)					Front STB8155 Rear STB8156	Upper Ball Joint - BJ565		
1999-02	Odyssey		BJ5624		TE5624	TE5624			RE5620					Front STB8157			
3/04-on	Odyssey								RE6682							RE6682 - 140mm 18x1.5 (socket) 14x1.5 (tre)	
1979-83	PRELUDE Prelude SN coupe		BJ4247R (BJ4247) inc. Arm		TE627R (TE681) 555 75mm long - straight	TE627R (TE681) 555			RE849 (RE7030) male end 295mm								<i>Previous catalogues listed TE627R to suit Toyota Stout - please specify application when ordering TE627R to avoid confusion.</i> RE849 - 295mm 12x1.25 (socket) 12x1.25 (tre)
1983-91	Prelude AB,BA - 4WS (not BA4, BA5 or BA8)	BJ280	BJ556 (BJ279) 555		TE627R (TE681) 555	TE627R (TE681) 555			RE853 male end 285mm							BJ556 - press in Body dia. 40mm <i>Previous catalogues listed TE627R to suit Toyota Stout - please specify application</i>	

ROADSAFE

Part Number KEY
 BLUE - item avail ex. stock
 GREEN - under development
 RED - not a normally stocked line
 555 - also avail in 555 brand



















		 BALL JOINT UPPER	 BALL JOINT LOWER / KING PIN SET	 IDLER	 TIE ROD END L/H OUTER	 TIE ROD END R/H OUTER	 TIE ROD END L/H INNER	 TIE ROD END R/H INNER	 RACK END	 SIDE ROD	 CENTRE ROD	 DRAG LINK	 PITMAN	 SWAY BAR LINK	
					(TE681) 555	(TE681) 555			295mm RE850 315mm						<i>Toyota Stout - please specify application when ordering TE627R to avoid confusion.</i> RE849 - 295mm 12x1.25 (socket) 12x1.25 (tre) RE850 - 315mm 12x1.25 (socket) 12x1.25 (tre)
11/81-6/86	City, AA,VF,FA,GA - exc. Turbo				TE627R (TE681) 555	TE627R (TE681) 555			RE849 295mm RE850 315mm						<i>Previous catalogues listed TE627R to suit Toyota Stout - please specify application when ordering TE627R to avoid confusion.</i> RE849 - 295mm 12x1.25 (socket) 12x1.25 (tre) RE850 - 315mm 12x1.25 (socket) 12x1.25 (tre)
4/84-6/98	City, AA,VF,FA,GA - inc. Turbo				TE627R (TE681) 555	TE627R (TE681) 555			RE849 295mm RE850 315mm						<i>Previous catalogues listed TE627R to suit Toyota Stout - please specify application when ordering TE627R to avoid confusion.</i> RE849 - 295mm 12x1.25 (socket) 12x1.25 (tre) RE850 - 315mm 12x1.25 (socket) 12x1.25 (tre)
HYUNDAI															
	ACCENT														
1995-99	Accent		BJ925 press in		TE965	TE965			RE973 (RE3723)					F&R STB7180	BJ925 - press in Body dia. 40mm
2000-4/06	Accent - LC		BJ285 (BJ32270)		TE545R	TE545R			RE974 (RE7042) (RE32775)				Front RH-STB7182 LH-STB7181 Rear STB7183	RE974 - 323mm 16x1.5 (socket) 14x1.5 (tre)	
5/06-on	Accent		BJ5176												
	ELANTRA														
10/00-9/02	Elantra - XD		BJ285 (BJ32270)		TE545R	TE545R			RE6688				Front STB7186 Rear STB7185	RE6688 - 189mm 16x1.5 (socket) 14x1.5 (tre)	
2/03-8/06	Elantra		BJ285 (BJ32270)		TE545R	TE545R			RE6688				Front STB7186 Rear	RE6688 - 189mm 16x1.5 (socket) 14x1.5 (tre)	

Part Number KEY
 BLUE - item avail ex. stock
 GREEN - under development
 RED - not a normally stocked line
 555 - also avail in 555 brand

		 BALL JOINT UPPER	 BALL JOINT LOWER / KING PIN SET	 IDLER	 TIE ROD END L/H OUTER	 TIE ROD END R/H OUTER	 TIE ROD END L/H INNER	 TIE ROD END R/H INNER	 RACK END	 SIDE ROD	 CENTRE ROD	 DRAG LINK	 PITMAN	 SWAY BAR LINK									
															STB7187								
8/06-on	Elantra - HD		BJ285		TE545R	TE545R			RE6501							RE6501 - 181mm 16x1.5 (socket) 14x1.5 (tre)							
	EXCEL																						
1986-90	Excel X1		RH-BJ169 (BJ1169) LH-BJ170 (BJ1170)		TE3665R (TE552R) 74mm M14x1.5 RHT	TE3665R (TE552R) 74mm M14x1.5 RHT			Please check measurements b4 ordering.     														
1989-94	Excel X2 - power steer		BJ409 (BJ1409) 2 bolt mount		TE3665R (TE552R) 74mm	TE3665R (TE552R) 74mm																	
1990-6/96	Excel X2 - manual steer		BJ409 (BJ1409) 2 bolt mount		TE3665R (TE552R) 74mm or TE730R 80mm 12x1.25mm thread	TE3665R (TE552R) 74mm or TE730R 80mm 12x1.25mm thread																	
																						1992-95 Front STB8166	 TE3665R F 14x1.5 RHT
7/96-00	Excel X3		BJ409 (BJ1409) 2 bolt mount BJ285 (BJ925) press in		TE3665R (TE552R) 74mm 14x1.5mm thread or TE730R 80mm 12x1.25mm thread	TE3665R (TE552R) 74mm 14x1.5mm thread or TE730R 80mm 12x1.25mm thread																	 TE730 F 12x1.25 RHT
















Hyundai

Part Number KEY
 BLUE - item avail ex. stock
 GREEN - under development
 RED - not a normally stocked line
 555 - also avail in 555 brand

		 BALL JOINT UPPER	 BALL JOINT LOWER / KING PIN SET	 IDLER	 TIE ROD END L/H OUTER	 TIE ROD END R/H OUTER	 TIE ROD END L/H INNER	 TIE ROD END R/H INNER	 RACK END	 SIDE ROD	 CENTRE ROD	 DRAG LINK	 PITMAN	 SWAY BAR LINK				
9/02-05	GETZ Getz		BJ285 (BJ925) press in		TE38040	TE38040			RE7426 p/steer					Rear STB4209	RE7426 - 337mm 16x1.5 (socket) 14x1.5 (tre) STB4209 Universal Fit - trim to length			
2005-on	Getz		BJ285 (BJ925) press in															
7/99-1/04	GRANDEUR Grandeur XG								RE6688					Rear STB4209 180mm Front STB7190 Rear STB7192	RE6688 - 189mm 16x1.5 (socket) 14x1.5 (tre) Specific Fit Specific Fit			
2007-11	i30 i30				TE2300L	TE2300R												
2009-on	iLoad iLoad								RE7052						RE7052 - 260mm 18x1.5 (socket) 14x1.5 (tre)			
5/91-10/92	LANTRA Lantra KF		BJ409 (BJ1409) 2 bolt mount		TE730R 80mm 12x1.25mm thread	TE730R 80mm 12x1.25mm thread			<div style="border: 1px solid black; padding: 5px;"> <p>Various Rack Ends identified to suit Hyundai Lantra. Please check measurements prior to ordering.</p>    </div>						Front STB4208 60mm STB8167	RE972 - overall length 315mm BJ1409 - 2 bolt mount STB4208 Universal Fit - trim to length STB8167 Specific Fit		
11/92-8/95	Lantra KF		BJ925 press in		TE730R 80mm 12x1.25mm thread	TE730R 80mm 12x1.25mm thread											Front STB4208 60mm STB8167	RE973 - overall length 315mm BJ925 - press in Body dia. 40mm STB4208 Universal Fit - trim to length STB8167 Specific Fit
5/95-10/00	Lantra J2,J3 inc. Sports Wagon		BJ285		TE545R	TE545R											Front STB4208 60mm STB8167 Rear STB4209 130mm	STB4208 Universal Fit - trim to length STB8167 Specific Fit
















Hyundai

Part Number KEY
 BLUE - item avail ex. stock
 GREEN - under development
 RED - not a normally stocked line
 555 - also avail in 555 brand
















		 BALL JOINT UPPER	 BALL JOINT LOWER / KING PIN SET	 IDLER	 TIE ROD END L/H OUTER	 TIE ROD END R/H OUTER	 TIE ROD END L/H INNER	 TIE ROD END R/H INNER	 RACK END	 SIDE ROD	 CENTRE ROD	 DRAG LINK	 PITMAN	 SWAY BAR LINK		
S COUPE																
6/90-3/96	S Coupe		BJ409 (BJ1409) 2 bolt mount		TE3665R (TE552R) 74mm	TE3665R (TE552R) 74mm				RE889						RE1888 - overall length 300mm RE889 - overall length 320mm
SANTA FE																
11/00-6/06	Santa Fe		BJ3403							RE7039				Front STB7188		RE7039 - 343mm 16x1.5 (socket) 14x1.5 (tre)
5/06-on	Santa Fe - CM		BJ3403							RE6694						RE6694 - 213mm 16x1.5 (socket) 16x1.5 (tre)
SONATA																
1/89-10/93	Sonata AF		BJ925 press in		TE965	TE965				RE974 male end				Front STB7189		RE974 - 323mm 16x1.5 (socket) 14x1.5 (tre) BJ925 - press in Body dia. 40mm
10/93-98	Sonata DF		BJ294 front (BJ802) ball joint only or RH-BJ4151 LH-BJ4150 inc. Arm rear of vehicle BJ803 ball joint only 2 req. each side		TE965	TE965				RE975 (RE7045)				1995-98 Front STB8044 Rear STB8036		RE975 - 344mm 16x1.5 (socket) 14x1.5 (tre) BJ294 - Press in Body dia. 43mm
1999-02	Sonata EF	BJ5438	BJ5138		TE5389L	TE5389R				RE7034				Rear STB4209 Front STB7190 Rear to 9/01 STB7191 10/01-on STB7192		RE7034 - 190mm 16x1.5 (socket) 14x1.5 (tre) STB4209 Universal Fit - Trim to length STB7190 - specific fit STB7191 - specific fit STB7192 - specific fit
TERRACAN																
7/01-on	Terracan															
TIBURON																

Hyundai


Part Number KEY
 BLUE - item avail ex. stock
 GREEN - under development
 RED - not a normally stocked line
 555 - also avail in 555 brand































		 BALL JOINT UPPER	 BALL JOINT LOWER / KING PIN SET	 IDLER	 TIE ROD END L/H OUTER	 TIE ROD END R/H OUTER	 TIE ROD END L/H INNER	 TIE ROD END R/H INNER	 RACK END	 SIDE ROD	 CENTRE ROD	 DRAG LINK	 PITMAN	 SWAY BAR LINK			
3/02-on	Tuboron Coupe								RE7046						Front RH-STB7194 LH-STB7193 Rear STB7192	RE7046 - 347mm 16x1.5 (socket) 14x1.5 (tre)	
5/00-06	TRAJET Trajet														F&R RH-STB7198 LH-STB7197		
8/04-11/09	TUCSON Tucson		BJ8042						RE6695							RE6695 - 258mm 16x1.5 (socket) 16x1.5 (tre)	
HUMBER																	
1957-60	New Hawk Series I, New Super Snipe I,II		KX73 NLA		TE125L	TE125L	TE125R	TE125R									
1960-67	Hawk Series IA,II,III,IV, Super Snipe III,IV,V		KX199		TE125L	TE125L	TE125R	TE125R									
1962-67	Vogue MkI,II,III,IV, Sceptre MkI,II	BJ31 NLA	BJ32 NLA		TE125L	TE125L	TE125R	TE125R									
HUMMER																	
8/07-4/10	H3								RE6655 p/steer								RE6655 - 302mm 16x1.5 (socket) 16x1.5 (tre)
INTERNATIONAL 4WD																	
1974-80	Scout, Traveller	BJ490 (305-112)	BJ489 (10253)		310-270 (ES2052R)	310-288 (ES2053R)											310-270 - has hole for steering damper BJ489 - press in Body dia. 44.5mm
INTERNATIONAL TRUCKS																	
1950-68	190 series with FA80 & FA91 axles		300-110		TE174L	TE174R											King pin set with metal bushes 1.234" x 7.66"
1950-68	190 series with FA100 axle 9000lb				TE419L	TE419R											
1958-66	170,180,1890 series with FA65 axle		300-110		TE174L	TE174R											King pin set with metal bushes 1.234" x 7.66"
1961-73	106,110,120,130,700,800,900,1100,1200, 1300, series with FA1 & FA10 axles		300-112		TE175L	TE175R											King pin set with metal bushes 0.8605" x 5.44"

Part Number KEY
 BLUE - item avail ex. stock
 GREEN - under development
 RED - not a normally stocked line
 555 - also avail in 555 brand


																
1962-68	C150,1500,M1200,1400,1500 series with FA28 & FA48 axles 4700lb		300-118		310-100	310-101										King pin set with metal bushes 1.1095" x 6.25"
1962-72	CO1600,1700,1750,1800,1850 & F1800,1850, 1900,2000, series with FA105,FA208 & FA209 axles		300-159		TE419L	TE419R										Twin keyway king pin set with metal bushes - 1.433" x 8.50"
1965-75	500,1200D,1210,1300D,1310,1500,1510 with FA12 & FA28 axles		300-118		310-195	310-196										King pin set with metal bushes 1.1095" x 6.25"
1965-77	1600,1700,1750,1800,1850 ACCO 1710A, 1730A series with FA60 & FA69 axles		300-110		TE174L	TE174R										King pin set with metal bushes 1.234" x 7.66"
1965-77	1600,1700,1750,1800,1850 ACCO 1710A, 1730A series with FA68 & FA72 5000 & 5500lb axles		300-120		TE174L	TE174R										King pin set with metal bushes 1.234" x 6.75"
1966-86	CO1600,1700,1750,1800,1850,F1800, 1850 with FA139,FA309 & FA329 axles		300-205		310-215	310-216										Twin keyway king pin set with metal bushes - 1.609" x 9.66"
1966-86	CO1600,1700,1750,1800,1850,F1800, 1850 with FA139,FA309 & FA329 axles		300-221		310-215	310-216										Single offset keyway king pin set 1.6085" x 9.61"
1966-71	C1820,CD1820,C1840,CD1840		300-110		TE174L	TE174R										King pin set with metal bushes 1.234" x 7.66"
1966-78	D400,DC400,DF400,D405,DCT405,CO4000, COF4000,COT4000,CO4070A, Transtar with FA119 axle		300-188		310-215	310-216										Twin keyway king pin set with metal bushes - 1.6085" x 9.610"
1966-12/84	ACCO 1810A,1820,1830, 1830A, 1840,1950, F1910A,F1912A, 2050A,F2052A,F2152A with FA100 Australian axle		KX244	(x 2 = Twin Axle)												King pin set with metal bushes (+ 1.732" Stepped Pin)
1971-77	D1810,D1830,D1910,D1950 with FA65 axle		300-110		TE174L	TE174R										King pin set with metal bushes 1.234" x 7.66"
1972-77	ACCO 1710A,1730A with FA65,FA80,FA91 FA98 & FA99 axles 7500lb		300-110		TE174L	TE174R										King pin set with metal bushes 1.234" x 7.66"
1972-86	1900,1950,F1950,T1950,2000,D,DC,DCF400, 405,F1800,COF4070A,4200,1700,1750,1850,1900, 1950 with FA125,FA215,FA218,FA219,FD215, & FD218 axles		300-182		TE419L	TE419R										Twin keyway king pin set with metal bushes - 1.7935" x 9.12"
1973-80	Scout II 2WD with FA3 axle Scout II 4WD 100, 150 4WD				310-288 18 TPI thread	310-270 12 TPI thread										310-270 - has hole for steering damper
















- 950 - 4957045 -

Part Number KEY
 BLUE - item avail ex. stock
 GREEN - under development
 RED - not a normally stocked line
 - also avail in 555 brand

		 BALL JOINT UPPER	 BALL JOINT LOWER / KING PIN SET	 IDLER	 TIE ROD END L/H OUTER	 TIE ROD END R/H OUTER	 TIE ROD END L/H INNER	 TIE ROD END R/H INNER	 RACK END	 SIDE ROD	 CENTRE ROD	 DRAG LINK	 PITMAN	 SWAY BAR LINK		
1973-80	Scout II 2WD with FA3 axle Scout II 4WD				310-288 18 TPI thread	310-270 12 TPI thread										310-270 - has hole for steering damper
all	to suit RABA axle FA339 & FA337		KX743													
all	to suit FA339 axle where triple keyway pin required		KX339													
1979-86	'T' line - T2650,T2670,TF2650,TF2670, TK2650, TK2670 & 'S' line with single keyway king pin & Rockwell FF931 axles to chassis# L00672		300-223 one cotter		310-215	310-216							310-317			King pin set with metal bushes 1.6085" x 9.66"
1979-86	'T' line - T2650,T2670,TF2650,TF2670, TK2650, TK2670 & 'S' line with double keyway king pin from chassis# L00672		300-205 two cotter		310-215	310-216							310-317			Twin keyway king pin set with metal bushes - 1.6085" x 9.66"
Also KX663 with 3 cotters will suit all S-Line applications																
ISUZU																
NOTE: MODELS KB20,KB25,KB26,KB27,KB38 - see CHEVROLET LUV																
1961-84	ELF TL,TK,TL,BL		KX220		TE607L 	TE607R 										King pin set 25 x 178mm TE607R - 100mm 18x1.5 BLD 14.65mm
1971-on	ELF KA,KUD,TL,TK 1.25-1.75ton		KX221		TE607L 	TE607R 										King pin set 22 x 152mm TE607R - 100mm 18x1.5 BLD 14.65mm
1973-on	SPZ,TD,TP,DL,VP,SR,TMK 8-11ton		KX222		TE607L 	TE607R 										King pin set 50 x 250mm TE607R - 100mm 18x1.5 BLD 14.65mm
1980-on	ELF TLD56,KT		KX032		TE607L 	TE607R 										TE607R - 100mm 18x1.5 BLD 14.65mm
1980-84	ELF TLD44 2500kg		KX268		TE607L 	TE607R 										King pin set 25 x 178mm TE607R - 100mm 18x1.5 BLD 14.65mm
1961-84	ELF 350, KS				TE607L 	TE607R 										TE607R - 100mm 18x1.5 BLD 14.65mm
1994-on	ELF NKR / NPR - with IFS		BJ5322 													
1984-on	FSR series 5ton		KX222		TE608L 	TE608R 										King pin set 50 x 250mm TE608R - 120mm 20x1.5 BLD 18.21mm
1984-on	FTR series 7ton		KX223		TE7221L (TE722L)	TE7221R (TE722R)										




















Part Number KEY
 BLUE - item avail ex. stock
 GREEN - under development
 RED - not a normally stocked line
 - also avail in 555 brand

		 BALL JOINT UPPER	 BALL JOINT LOWER / KING PIN SET	 IDLER	 TIE ROD END L/H OUTER	 TIE ROD END R/H OUTER	 TIE ROD END L/H INNER	 TIE ROD END R/H INNER	 RACK END	 SIDE ROD	 CENTRE ROD	 DRAG LINK	 PITMAN	 SWAY BAR LINK		
					555	555										
	TFS 4WD - see GMH Rodeo 4WD															
1978-84	JBR500, JCR500 - 6ton		KX271													King pin set 45 x 244.5mm
1978-on	FE211, FE334, FE339		KX534													King pin set 28 x 180mm
1977-84	KS21, KT25, KT26 3000kg, KS32 4000kg		KX269		TE607L 555	TE607R 555										King pin set 30 x 178mm TE607R - 100mm 18x1.5 BLD 14.65mm
1989-98	MU	BJ203 (BJ805) 555	BJ282 555	SX7660 (SX3251) idler pivot	TE210L (TE5281L) Female LHT BLD-16mm BHD-18mm	TE210R (TE5281R) Female RHT BLD-16mm BHD-18mm	TE210R (TE5281R) Female RHT BLD-16mm BHD-18mm	TE210L (TE5281L) Female LHT BLD-16mm BHD-18mm								TE210 - 72mm 14x1.5 Female BLD 16mm BJ282 - 4 bolt mount BLD 20.7mm
<i>Different Tie Rod End configurations identified L vs R Please determine correct orientation prior to ordering.</i>																
1984-on	NKR, NPR 1.5-4ton		KX231		TE683L 555	TE683R 555										
1984-89	NPS300 4x4		KX233		TE683L 555											
1976-84	SBR450, SBR422 Forward Control 4600kg SCR480 Forward Control 6000kg		KX270		TE608L 555	TE608R 555										King pin set 35 x 199mm TE608R - 120mm 20x1.5 BLD 18.21mm
1973-85	SP, VP 8 & 12ton		KX272		TE609L 555	TE609R 555										King pin set 50 x 252mm
IVECO																
1997-on	Iveco								RE7047							RE7047 - 347mm 16x1.5 (socket) 16x1.5 (tre)
JAGUAR																
1955-69	2.4, 3.4, 3.8 MKII, 240, 340	BJ154	BJ155							RH-DL288R LH-DL288L						Ball joint repair kit - BJ155RK
1964-71	MK10 4.2, 420G	BJ154	BJ155													Ball joint repair kit - BJ155RK
DAIMLER																
1962-69	2.5ltr V8	BJ154	BJ155													Ball joint repair kit - BJ155RK
1969-79	Sovereign, Double Six (Series I, II)	BJ154	BJ155		TE527R	TE527R										Ball joint repair kit - BJ155RK

I
S
U
Z
U
J
A
G
U
A
R

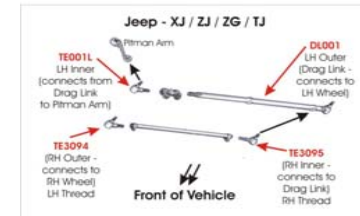
Part Number KEY
 BLUE - item avail ex. stock
 GREEN - under development
 RED - not a normally stocked line
 555 - also avail in 555 brand

		 BALL JOINT UPPER	 BALL JOINT LOWER / KING PIN SET	 IDLER	 TIE ROD END L/H OUTER	 TIE ROD END R/H OUTER	 TIE ROD END L/H INNER	 TIE ROD END R/H INNER	 RACK END	 SIDE ROD	 CENTRE ROD	 DRAG LINK	 PITMAN	 SWAY BAR LINK		
1979-on	Sovereign, Double Six (Series III - to VIN 345389)	BJ154	BJ155		TE527R	TE527R										Ball joint repair kit - BJ155RK
E TYPE																
1961-71	E Type series I & II - 6cyl	BJ154	BJ155													Ball joint repair kit - BJ155RK
1971-76	E Type series III - V12	BJ154	BJ155		TE527R (1969-on)	TE527R (1969-on)										Ball joint repair kit - BJ155RK
XJ SERIES																
1968-on	XJ6, XJ12, XJS - to vin# 107864	BJ154	BJ155		TE527R imperial thread	TE527R			RE7048 not HBE16851							Ball joint repair kit - BJ155RK RE7049 suits Rack Cast # HBE16851
1968-on	XJ6, XJ12, XJS - from vin# 107865	BJ154	BJ155		TE1840 metric thread	TE1840			RE7048 not HBE16851							Ball joint repair kit - BJ155RK RE7048 - 284mm F21x1.5 (socket) 16x1.5 (tre)
1987-92	XJ40								RE7050							suits rack cast # BE24046, CBC4924 suits rack cast # ZF 7852-974-250
1999-07	"S" Type								RE6081							
JEEP																
CJ SERIES																
1957-72	CJ5, CJ6				TE189R	TE190L	TE189R	TE190L								
1972-83	CJ5, CJ6, CJ7, CJ8	BJ490 (305-112)	BJ489 (10253)		TE190L	TE189R	DS911 23.94"	TE189R to pitman arm								TEJ1 - suits inner/outer this model
1982-86	CJ5, CJ6, CJ7, CJ8	BJ490 (305-112)	BJ489 (10253)		TE190L	TE189R	DS1070 24.64"	TE189R to pitman arm								
CHEROKEE/WAGONEER/COMANCHE																
1974-90	Cherokee Chief, J10, J20	BJ490 (305-112)	BJ489 (10253)													Front Cherokee 1984-92 STB8143
1974-90	Cherokee, Wagoneer, Comanche (1986-92)	BJ490 (305-112)	BJ489 (10253)													
1994-04	Cherokee XJ	BJ3134 (10458)	BJ3137 (10459)		DL001 770mm	TE3094 134mm	TE001L 140mm	TE3095 134mm		TR3945 880mm inc. TE3094 & T3095 ends					Front STB8144	APR001 - Adjustable Panhard Rod TE3194HD - serviceable end of APR001
9/01-8/04	Cherokee KJ - IFS								RE6633 p/steer							RE6633 - 295mm 24X1.25 (socket) 16x1.5 (tre)



Part Number KEY
 BLUE - item avail ex. stock
 GREEN - under development
 RED - not a normally stocked line
 555 - also avail in 555 brand

		BALL JOINT UPPER	BALL JOINT LOWER / KING PIN SET	IDLER	TIE ROD END L/H OUTER	TIE ROD END R/H OUTER	TIE ROD END L/H INNER	TIE ROD END R/H INNER	RACK END	SIDE ROD	CENTRE ROD	DRAG LINK	PITMAN	SWAY BAR LINK		
9/04-12/07	Cherokee KJ - IFS								RE6685 p/steer							RE6685 - 304mm 18x1.5 (socket) 16x1.5 (tre)
2008-on	Cherokee KK - IFS								RE6655 p/steer							RE6655 - 302mm 16x1.5 (socket) 16x1.5 (tre)
CHEROKEE GRAND																
1993-98	Grand Cherokee ZJ / ZG	BJ3134 (10458)	BJ3137 (10459)		DL001 770mm	TE3094 134mm	TE001L 140mm	TE3095 134mm		TR3945 880mm				Front STB8142	APR001 - Adjustable Panhard Rod TE3194HD - serviceable end of APR001 TE3094/95 - 134mm BLD 14.10mm 11/16"x18tpi	
1999-04	Grand Cherokee WJ / WG															
5/2005-09	Grand Cherokee WH / WK - IFS				TE7801R bends right	TE7801L bends left			RE7800 300mm 16x1.5					Front probably won't wear	RE7800 - 300mm 16x1.5 (socket) 16x1.5 (tre)	
COMMANDO/JEEPSTER																
1962-73	Commando, Jeepster 4WD - with steering gear in front of axle	BJ490 (305-112)	BJ489 (10253)													
WRANGLER																
1987-95	Wrangler YJ - not commercially exported to Australia															
1996-06	Wrangler TJ	BJ3134 (10458)	BJ3137 (10459)		DL001 770mm	TE3094 134mm	TE001L 140mm	TE3095 134mm		TR3945 880mm				Front STB8831 Rear STB8832	APR001 - Adjustable Panhard Rod TE3194HD - serviceable end of APR001 TE3094/95 - 134mm BLD 14.10mm 11/16"x18tpi STB8831/32 - will not suit for lifted vehicle	
2007-10	Wrangler - JK				TE3096L 106mm P/S Drag Link	TE3098R long with bend D/S Tie Rod	TE3097L 138mm D/S Drag Link	TE3096L 106mm P/S Tie Rod								APR012 - Front Adjustable Panhard Rod APR013 - Front Adjustable Panhard Rod


















KENWORTH
















1970-85	C500,K100,L700,W900 with FH901 & FL901 16000 & 18000lb Rockwell axle		300-210		310-228	310-229						346-265 27.31" (centre to centre) 346-266 26.75" (centre to centre)			Twin keyway king pin set with metal bushes - 1.999" x 11.04"
---------	--	--	---------	--	---------	---------	--	--	--	--	--	--	--	--	--

Part Number KEY
 BLUE - item avail ex. stock
 GREEN - under development
 RED - not a normally stocked line
 555 - also avail in 555 brand

Copyright © 2011
 Copyright Roadsafe Automotive Products Pty. Ltd. © 2011
 All Rights Reserved. E.&O.E.

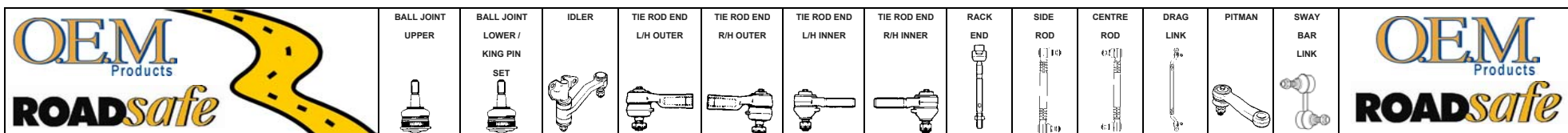
		 BALL JOINT UPPER	 BALL JOINT LOWER / KING PIN SET	 IDLER	 TIE ROD END L/H OUTER	 TIE ROD END R/H OUTER	 TIE ROD END L/H INNER	 TIE ROD END R/H INNER	 RACK END	 SIDE ROD	 CENTRE ROD	 DRAG LINK	 PITMAN	 SWAY BAR LINK		
1971-80	C500,K100,L700,W900 with FL931 18000lb Rockwell axle		300-216		310-283	310-284										Twin keyway king pin set with metal bushes - 1.9999" x 11.21"
1971-80	C500,K100,L700,W900 with FF931 12000lb Rockwell axle		300-232		310-222	310-223										Twin keyway king pin set with metal bushes - 1.7935" x 10.392"
1980-on	All models with Rockwell FF931 axle (single & duel steer)		300-232													Twin keyway king pin set with metal bushes - 1.7935" x 10.392"
KIA																
1986-on	Besta	BJ250	BJ251		TE979	TE979										BJ250 - 3 bolt mount BLD 17.85mm BJ251 - 3 bolt mount BLD 19.76mm
7/99-12/06	Carnival								RE7052 or RE7053					Rear STB7273		Rack End - if 448mm tube - use RE7053 LHS RE7052 - 260mm 18x1.5 (socket) 14x1.5 (tre) RE7053 - 325mm 18x1.5 (socket) 14x1.5 (tre)
8/06-on	Carnival VQ 2.7L								RE6652 p/steer							RE6652 - 228mm 16x1.5 (socket) 16x1.5 (tre)
2007-11	Cee'd				TE2300L	TE2300R										
1990-on	Ceres 2WD & 4WD k670, k672, k675, k676				TE6732L LH Thread	TE6732R RH Thread			RE7053							RE7053 - 325mm 18x1.5 (socket) 14x1.5 (tre)
1995-on	Credos				TE888	TE888			RE1057					Front RH-STB8173 LH-STB8172 Rear STB8052		
1/06-on	Grand Carnival VQ 3.8L				TE5682L 220mm long - 16x1.5 RHT	TE5682R			RE6649 p/steer							RE6649 - 228mm 16x1.5 (socket) 16x1.5 (tre) TE5682 - 220mm 16x1.5 female 13.95 BLD
6/94-2/98	Mentor FA22, FA24				TE2210	TE2210			RE1057							
4/98-01	Mentor Shuma				TE5242	TE5242			RE896L p/steer					Front RH-STB7279 LH-STB7278 Rear STB2751		RE896L - 305mm 16x1.5 (socket) 14x1.5 (tre)

Part Number KEY
 BLUE - item avail ex. stock
 GREEN - under development
 RED - not a normally stocked line
 555 - also avail in 555 brand

		 BALL JOINT UPPER	 BALL JOINT LOWER / KING PIN SET	 IDLER	 TIE ROD END L/H OUTER	 TIE ROD END R/H OUTER	 TIE ROD END L/H INNER	 TIE ROD END R/H INNER	 RACK END	 SIDE ROD	 CENTRE ROD	 DRAG LINK	 PITMAN	 SWAY BAR LINK		
8/02-4/06	Pregio								RE6674 p/steer							RE6674 - 290mm 18x1.5 (socket) 14x1.5 (tre)
1990-on	Pride K124, K125, K126, K127, K128				TE3624R	TE3624R										
2000-12/04	Rio - BC								RE9789 p/steer							RE9789 - 295mm 16x1.5 (socket) 12x1.25 (tre)
8/05-on	Rio - JB								RE6653 p/steer							RE6653 - 201mm 16x1.5 (socket) 14x1.5 (tre)
1993-97	Sephia		BJ340 (BJ2006)													BJ340 - 16mm spigot
1998-01	Sephia															
2/03-on	Sorrento								RE6686 p/steer					Front STB7276 Rear STB7277		RE6686 - 186mm 18x1.5 (socket) 14x1.5 (tre)
2001-04	Spectra								RE9789					Front RH-STB7279 RH-STB7278 Rear STB2751		RE9789 - 295mm 16x1.5 (socket) 12x1.25 (tre)
	Sportage - see KIA Commercial															
KIA - Commercial																
all	KIA - Asia Bus		KX605													
2000-3/04	Sportage - JE	BJ700 or BJ4389 inc. arm	BJ701	SX5257 (SX2320)	TE1921L 555	TE1921R 555	TE1922L 555	TE1922R 555			TR66001				Front STB7282 Link Bar Pivot STB7281	Link Bar Pivot has plate end

**K
i
a**

Part Number KEY
 BLUE - item avail ex. stock
 GREEN - under development
 RED - not a normally stocked line
 555 - also avail in 555 brand


















LADA																
1972-on	1200, 1300, 1500, 1600	BJ768	BJ4082		TE1118 M16x1	TE1118 M16x1	TE2488L (TE3003L)	TE2488R (TE3003R)				TR3011				
1986-on	Samara		BJ1111 2 bolt mount		TE2275 M18x1.5 LHT	TE2274 M18x1.5 LHT	TE4046	TE4046								
1983-on	Niva	BJ768	BJ768 3 bolt mount		TE1118 M16x1 RHT 'short' tie rod ends	TE1118 M16x1 RHT	TE2276 M16x1 LHT 'long' tie rod ends	TE2276 M16x1 LHT				TR4011				

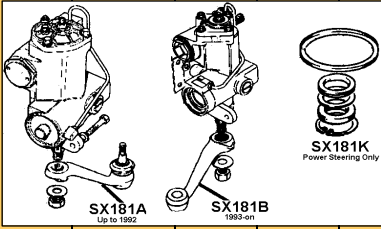
LANDROVER															
LANDROVER CHASSIS IDENTIFICATION The Landrover Chassis Identification number is located on the Left, Rear section of the chassis above the shackle plate.															
1948-62	Series 1 & 2 (up to Axle Suffix "D") 86,88,107,109NC 25/35 cwt.				TE79L 11/16x16tpi	TE79R 11/16x16tpi	TE79R 11/16x16tpi	TE79L 11/16x16tpi				TE79L front TE79R rear 11/16x16tpi			Drag Link ends only
1962-75	Series 1, 1A, 2, 2A (up to Axle Suffix "D")				TE79L 11/16x16tpi	TE79R 11/16x16tpi	TE79R 11/16x16tpi	TE79L 11/16x16tpi				TE79L front TE79R rear 11/16x16tpi			Drag Link ends only
1975-on	Series 3 (Axle Suffix "E")				TE1569L	TE1569R	TE1569R	TE1569L				TE1569L front TE1569R rear			Drag Link ends only
3/1984-on	Series 90, 100, 110	BJ223 self level unit	BJ223 self level unit		TE626R 11/16"x16 RHT	TE626R 11/16"x16 RHT or TE626L 11/16"x16 LHT						TE626R end only			All tie rod ends are RH thread. Adjustment is achieved through the ADJUSTING SHAFT until 1993-on when TE626L is used for adjustment. Check threads before ordering.
DEFENDER															
1995-on	Defender		BJ224 rear lower		TE626R 11/16"x16 RHT or	TE626L 11/16"x16 LHT or TE6261L									Note - RH Outer Tie Rod End changes from imperial to metric at some stage during production. Check thread pitch before ordering.

LADA

LANDROVER
















Part Number KEY
 BLUE - item avail ex. stock
 GREEN - under development
 RED - not a normally stocked line
 555 - also avail in 555 brand

		 BALL JOINT UPPER	 BALL JOINT LOWER / KING PIN SET	 IDLER	 TIE ROD END L/H OUTER	 TIE ROD END R/H OUTER	 TIE ROD END L/H INNER	 TIE ROD END R/H INNER	 RACK END	 SIDE ROD	 CENTRE ROD	 DRAG LINK	 PITMAN	 SWAY BAR LINK		
						18x1.5 LHT										
	DISCOVERY															
1991-04	Discovery Series 1 & 2		BJ224 rear lower		TE626R 11/16"x16 RHT	TE626L 11/16"x16 LHT	TE626R 11/16"x16 RHT	TE626R 11/16"x16 RHT								Check Tie Rod End Threads - because tie rod is reversible.
2004-09	Discovery Series 3 (LR3)		BJ3973													
	FREELANDER															
1998-on	Freelander				TE5292L	TE5293R										
	RANGE ROVER															
12/1970-on	Range Rover	BJ223 self level unit	BJ223 self level unit BJ224 rear lower		TE626R 11/16"x16 RHT	TE626R 11/16"x16 RHT or TE626L 11/16"x16 LHT						TE626R end only	SX181K pitman arm repair kit p/steer only SX181A pitman arm up to 1992 SX181B pitman arm 1993-on		All tie rod ends are RH thread. Adjustment is achieved through the ADJUSTING SHAFT until 1993-on when TE626L is used for adjustment. Check threads before ordering.	
02-on	Range Rover III								RE6079							
05-on	Range Rover Sport								RE6083							
	LEXUS															
4/90-10/94	Lexus LS400 - UFC10		RH - BJ3762R LH - BJ3762L		TE3761L	TE3761R			RH-RE3520 LH-RE7054							RE3520 - 232mm 14x1.5 (socket) 14x1.5 (tre) RE7054 - 245mm 14x1.5 (socket) 14x1.5 (tre)
4/90-10/94	Lexus LS400 - UFC20		RH-43330-59035 LH-43340-59035													UFC20 ball joint is not as 'sharp' a (drop) bend as the UFC10 version (BJ3562R & L)
1992-10/96	Lexus ES300		104218		ES3306	ES3306			RE2930					Front STB8006 Rear STB8105	RE2930 - 357mm 14x1.5 (socket) 15x1.5 (tre) STB8006 - 10mm studs	


















Lexus

Part Number KEY
 BLUE - item avail ex. stock
 GREEN - under development
 RED - not a normally stocked line
 555 - also avail in 555 brand
















		 BALL JOINT UPPER	 BALL JOINT LOWER / KING PIN SET	 IDLER	 TIE ROD END L/H OUTER	 TIE ROD END R/H OUTER	 TIE ROD END L/H INNER	 TIE ROD END R/H INNER	 RACK END	 SIDE ROD	 CENTRE ROD	 DRAG LINK	 PITMAN	 SWAY BAR LINK	
10/96-9/01	Lexus ES300								RE2930					Front RH-STB8198 LH-STB8197 Rear STB8105	RE2930 - 357mm 14x1.5 (socket) 15x1.5 (tre)
2002-02	Lexus ES300													Front STB8200 Rear STB8201	
2003-on	Lexus ES300 (MCV30)				TE3753L 555	TE3753R 555									
8/01-10/05	Lexus IS200 & IS300								RE6073					Front STB8026	
1998-on	Lexus LX470 (UZJ100 Cruiser)		BJ3841	BJ8620	TE3811L or TE3813L	TE3811R or TE3813R			RE3810 or RE3811					98-04 Front STB7856 98 Rear STB7901 99-04 Rear STB7857	
1999-03	Lexus RX300		BJ2932		TE2931	TE2931								Front RH-STB8198 LH-STB8197 Rear STB8105	
2004-on	Lexus RX330		RH-BJ3752R LH-BJ3752L		TE3903 555	TE3903 555			RE3901 p/steer					Front STB8200 Rear STB8201	
LEYLAND (inc. Austin, Mini, Morris, M.G.)															
AUSTIN															
1958-71	Healy Sprite	SX47 NLA	SX48 NLA		TE126R 5/8"x18 UNF RHT Female	TE126R									
1962-74	Austin 100,1100S,1300 MkI,II,III				TE179R 1/2"x20 UNF RHT Female	TE179R									

L
e
y
l
a
n
d
















Part Number KEY
 BLUE - item avail ex. stock
 GREEN - under development
 RED - not a normally stocked line
 555 - also avail in 555 brand

		 BALL JOINT UPPER	 BALL JOINT LOWER / KING PIN SET	 IDLER	 TIE ROD END L/H OUTER	 TIE ROD END R/H OUTER	 TIE ROD END L/H INNER	 TIE ROD END R/H INNER	 RACK END	 SIDE ROD	 CENTRE ROD	 DRAG LINK	 PITMAN	 SWAY BAR LINK		
1964-77	Austin 1800, 2200 MkI & Mk11, Kimberly, Tasman X6	BJ78 NLA	BJ78 NLA		TE125R 9/16"x18 UNF RHT Female	TE125R										Knuckle joint (Front & Rear) - BJ79
1962-66	Freeway MKI, MKII	SX39 NLA	SX19 NLA		TE126R 5/8"x18 UNF RHT Female	TE126R										
1967-72	3 litre				TE125R	TE125R										
1973-77	Allegra 1100,1300,1500,1750	BJ37 repair kit	BJ38 repair kit		TE179R 1/2"x20 UNF RHT Female	TE179R										Knuckle joint (Front & Rear) - BJ82 BJ167K - upper & lower combined repair kit
		U/L RK combined - BJ167K														
1959-10/80	Mini Range 850/1100, Minor, Clubman series, Moke, Cooper & Cooper 'S'	BJ29	BJ29		TE179R 1/2"x20 UNF RHT Female	TE179R										BJ29 - one wheel kit to repair both upper & lower joints Knuckle Joint (Front & Rear) - BJ33
	MINI															
1959-10/80	Mini - all models	BJ29	BJ29		TE179R 1/2"x20 UNF RHT Female	TE179R										BJ29 - one wheel kit to repair both upper & lower joints Knuckle Joint (Front & Rear) - BJ33
	MORRIS															
1954-59	Oxford, Traveller, Cowley, Isis				TE126R	TE126R										
1958-62	Major 1500 Series I,II				TE126R	TE126R										
1962-64	Major Elite Mk III				TE126R	TE126R										
1959-71	Minor 1000 Series III, chassis# 566384 on (RHD) & chassis# 567389 on (LHD) series V, 1000 utility van chassis# 65376 on				TE126R 5/8"x18 UNF RHT Female	TE126R										
6/62-4/72	Morris 1100, 1300	BJ37 repair kit	BJ38 repair kit		TE179R 1/2"x20 UNF RHT Female	TE179R										Knuckle joint (Front & Rear) - BJ82 BJ167K - upper & lower combined repair kit
		U/L RK combined - BJ167K														
1969-77	Morris Nomad, Marina, Maxi 1500,1750				TE179R 1/2"x20 UNF RHT Female	TE179R										
	M.G.															
1956-72	Magnette MGA 1500,1600				TE126R	TE126R										
1957-59	Magnette ZB chassis# 25586 on (RHD) &				TE126R	TE126R										

Part Number KEY
 BLUE - item avail ex. stock
 GREEN - under development
 RED - not a normally stocked line
 555 - also avail in 555 brand
















		 BALL JOINT UPPER	 BALL JOINT LOWER / KING PIN SET	 IDLER	 TIE ROD END L/H OUTER	 TIE ROD END R/H OUTER	 TIE ROD END L/H INNER	 TIE ROD END R/H INNER	 RACK END	 SIDE ROD	 CENTRE ROD	 DRAG LINK	 PITMAN	 SWAY BAR LINK			
	chassis# 26102 on (LHD)				5/8"x18 UNF RHT Female												
1956-62	Midget 948				TE126R	TE126R											
1962-72	Midget 1098, 1275		KX624		TE126R	TE126R											
1972-74	Midget 1098, 1275		KX624		TE157L	TE157L											
1974-on	Midget 1098, 1275				TE1572	TE1572											
1963-72	MGB, MGB-GT, MGC, MGC-GT		KX650 NLA		TE126R 5/8"x18 UNF RHT Female	TE126R											
1972-80	MGB, MGB-GT, MGC, MGC-GT		KX650 NLA		TE195R 9/16"x18 UNF RHT Female	TE195R											
1997-on	MGF																
2000-on	MG 'TD2000'								RE868							RE868 - 158mm 14x1.5 (socket) 14x1.5 (tre)	
	P76																
all	Leyland P76				TE4893R	TE4893R											
LOTUS - see PROTON (Satria)																	
MACK																	
1969-91	Value Liner, Super Liner, Cruise Liner, DM400,DM600,DM606S,DM607S,MB400,MB600,MR400,MR600,R400,R600,R685R,R686ST,R700, RD600,RD700,WL700L&S,U600,F700 with FA(W)536 FA(W)537 10000 & 12000lb axles & fine or coarse thread tie rod ends.		300-231		310-228 fine thread 1 1/4" x 12 TPI shank TE419L coarse thread 1 1/8" x 12 TPI shank	310-229 fine thread TE419R coarse thread											Tapered king pin set with metal bushes - 1.625" x 7.470"
1975-94	R600L,R600LS,R700L,RWL700S,RWS700S,WL700L,WL700LS,WS700L,WS700LS with FF931 12000lb axles		300-232		310-222	310-223											Twin keyway king pin set with metal bushes - 1.793" x 10.390"
1975-94	R600L,R600LS,R700L,RWL700S,RWS700S,WL700L,WL700LS,WS700L,WS700LS with FF931 18000lb axles		300-216		310-283	310-284											Twin keyway king pin set with metal bushes - 1.999" x 11.210"
MAZDA																	
	800/1000																
1964-68	800 Familia BS,FS,MS,SS,SSA 1000 Familia BPAV,MP,SP	RH-BJ95 LH-BJ96	RH-BJ97 LH-BJ98		TE192L	TE192L	TE191R	TE191R									

Part Number KEY
 BLUE - item avail ex. stock
 GREEN - under development
 RED - not a normally stocked line
 555 - also avail in 555 brand

		 BALL JOINT UPPER	 BALL JOINT LOWER / KING PIN SET	 IDLER	 TIE ROD END L/H OUTER	 TIE ROD END R/H OUTER	 TIE ROD END L/H INNER	 TIE ROD END R/H INNER	 RACK END	 SIDE ROD	 CENTRE ROD	 DRAG LINK	 PITMAN	 SWAY BAR LINK		
1000 series Ute - see TK series in MAZDA-Commercial																
1200/1300																
1968-70	1200 Familia STA,SPB,BPBV,BTAV,MOIA		BJ83 555		TE447L NLA	TE447L NLA	TE448R NLA	TE448R NLA								
1970-72	1300 Familia Presto STB,FA3T		BJ83 555		TE479L	TE479L	TE480R RH Thread 108mm BLD 10.71mm	TE480R RH Thread						SX5224 555		SX5224 - 28 splines and 1 master spline TE480R - 108mm 14x1.5 BLD 10.71mm
1972-10/75	1300 Familia Presto FA3T		BJ83 555		TE479L	TE479L	TE505R RH Thread 156mm BLD 10.71mm	TE505R RH Thread						SX5224 555		SX5224 - 28 splines and 1 master spline TE505R - 156mm 14x1.5 BLD 10.71mm
10/75-1977	1300 Familia Presto FA3T		BJ83 555	SX1234 555	TE508L	TE508L	TE515R (TE509R)	TE515R (TE509R)						SX5226 555		SX5226 - 29 splines and 1 master spline SX5226 - very similar to SX5247
121/121L - 2 door coupe																
1975-77	121, 121L - CD2 models 1.8lt		BJ2211 (BJ247) 555	SX1233 555	TE512L	TE512L	TE513R 555	TE513R 555						SX5243 555		BJ2211 - 41mm diameter SX5243 - 38 splines & 2 master splines
1977-81	121,121L - CD3&5 models 1.8/2.0lt		BJ305 (BJ248) 555	SX1233 555	TE512L	TE512L	TE513R 555	TE513R 555						SX5243 555		BJ305 - 43mm diameter SX5243 - 38 splines & 2 master splines
121 - hatch																
1987-92	121 hatch DA 1.3lt - manual steer		BJ330 (BJ180) ball joint only 555		TE3624R 555	TE3624R 555			RE6445							
1987-92	121 hatch DA 1.3lt - power steer		BJ330 (BJ180) ball joint only 555		TE3624R 555	TE3624R 555			RH-RE893R LH-RE894L							RE894L - 324mm 17x1 (socket) 12x1.25 (tre) RE893R - 325mm 17x1.0 (socket) 12x1.25 (tre)
1992-12/93	121 DB		BJ415 (BJ4310) inc. Arm		TE7156	TE7156			RE9789 power or RE7010 manual							NOTE - in some applications BJ415 can be too short. Check length. If too short use BJ416 (BJ416 is 10mm longer than BJ415) RE9789 - 295mm 16x1.5 (socket) 12x1.25 (tre) RE7010 - 295mm 17x1.0 (socket) 12x1.25 (tre)
1/94-1/96	121 DB		BJ416		TE7156	TE7156			RE7010							NOTE - in some applications BJ416 can be






































Mazda

Part Number KEY
 BLUE - item avail ex. stock
 GREEN - under development
 RED - not a normally stocked line
 555 - also avail in 555 brand

		 BALL JOINT UPPER	 BALL JOINT LOWER / KING PIN SET	 IDLER	 TIE ROD END L/H OUTER	 TIE ROD END R/H OUTER	 TIE ROD END L/H INNER	 TIE ROD END R/H INNER	 RACK END	 SIDE ROD	 CENTRE ROD	 DRAG LINK	 PITMAN	 SWAY BAR LINK		
			(BJ4300) inc. Arm						manual							too long. Check length. If too long use BJ415 (BJ415 is 10mm shorter than BJ416)
1998-on	121 DW								RE9789 power							RE9789 - 295mm 16x1.5 (socket) 12x1.25 (tre)
	1500/1800															
1966-77	B1500 (BUD) B1600 (BNA,BNB)	BJ99	BJ100		TE192L	TE192L	TE191R	TE191R								
1965-68	1500 sedan - SUA, Luce	BJ99	BJ100		TE192L male	TE192L male	TE191R male	TE191R male			TR421					Male thread tie rod ends
1968-73	1500, 1800 sedan - SUA, SVA, Luce	BJ99	BJ100		TE443L female	TE443L female	TE445R female	TE445R female			TR421					Female thread tie rod ends
	323 series (inc. Astina)															
1977-81	323 FA4, FA5 - rear wheel drive TS,TV,US,UV		BJ149 555	SX1235 555	TE514L 555	TE514L 555	TE515R 555	TE515R 555					SX5229 (SX5235)			SX5229 - 29 splines and 1 master spline
1980-85	323 BD1031, BD1051, BD1052 - front wheel drive - manual steer		BJ180 or 555 RH-ARM180R (BJ180ARMRH) LH-ARM180L (BJ180ARMLH) inc. Arm		TE562L 555	TE562R 555			RE842 male end manual							RE842 - 305mm 17x1 (socket) 12x1.25 (tre) BJ180 - 12mm ball bolt clip groove
1980-85	323 BD1031, BD1051, BD1052 - front wheel drive - power steer		BJ180 or 555 RH-ARM180R (BJ180ARMRH) LH-ARM180L (BJ180ARMLH) inc. Arm		TE562L 555	TE562R 555			RE843 male end power							RE842 - 305mm 17x1 (socket) 12x1.25 (tre) BJ180 - 12mm ball bolt clip groove
1985-90	323 BF, BW, BV - manual steer		BJ330 or 555 RH-BJ465R LH-BJ466L inc. Arm		TE3624R (TE733) 555 BLD 12.8mm	TE3624R (TE733) 555 BLD 12.8mm			RE892							RE892 - 325mm 14x1.5 (socket) 12x1.25 (tre)
1985-90	323 BF, BW, BV - power steer		BJ330 or 555		TE3624R (TE733)	TE3624R (TE733)			RH-RE893R LH-RE894L							Front STB7103 RE893R - 325mm 17x1.0 (socket) 12x1.25 (tre) RE894L - 324mm 17x1.0 (socket) 12x1.25 (tre)



Part Number KEY
 BLUE - item avail ex. stock
 GREEN - under development
 RED - not a normally stocked line
 555 - also avail in 555 brand

		 BALL JOINT UPPER	 BALL JOINT LOWER / KING PIN SET	 IDLER	 TIE ROD END L/H OUTER	 TIE ROD END R/H OUTER	 TIE ROD END L/H INNER	 TIE ROD END R/H INNER	 RACK END	 SIDE ROD	 CENTRE ROD	 DRAG LINK	 PITMAN	 SWAY BAR LINK			
			RH-BJ465R LH-BJ466L inc. Arm		 BLD 12.8mm	 BLD 12.8mm										 F 12x1.25 RHT 70mm	TE840 has larger taper than TE3624R
1989-94	323 BG inc. Astina		BJ340 (BJ2006) (16mm spigot)  or BJ418 (BJ1572) (18mm spigot) 		TE840 (TE969)  BLD 13.2mm	TE840 (TE969)  BLD 13.2mm			RE1005 or RE6914 M14 rack							 BLD 13.2mm F 12x1.25 RHT 72mm	RE1005 - 342mm 16x1.0 (socket) 12x1.25 (tre) RE6914 - 350mm 14x1.5 (socket) 12x1.25 (tre) TE840 has larger taper than TE3624R BJ2006 - spigot diam 16mm with 13mm slot BJ1572 - spigot diam 18mm with 14mm slot
1994-99	Astina BA		BJ418 (BJ1572) (18mm spigot) 		TE840 (TE969)  BLD 13.2mm	TE840 (TE969)  BLD 13.2mm			RE6914 14x1.5 socket thread or RE7027 16x1.0 socket thread				Front RH-STB8049 LH-STB8051 Rear STB8052			RE6914 - 350mm 14x1.5 (socket) 12x1.25 (tre) RE7027 - 353mm 16x1.0 (socket) 12x1.25 (tre)	
1994-9/98	Protégé BH		BJ418 (BJ1572) (18mm spigot) 		TE840 (TE969)  BLD 13.2mm	TE840 (TE969)  BLD 13.2mm			RE1005				Front RH-STB8049 LH-STB8051 Rear STB8052			<i>NOTE - RE1006 was previously listed for Alfa application. Check if ordered by part number.</i>	
10/98-6/02	Protégé BJMW								RE1005				1999-00 Front STB8134 Rear STB8135 2001-03 Front STB8170 Rear STB8171			<i>NOTE - RE1006 was previously listed for Alfa application. Check if ordered by part number.</i>	
	626 series (inc. MX6)																
1970-74	626 SU2A, SNA		BJ83 		TE479L 	TE479L 	TE480R RH Thread	TE480R RH Thread									TE480R - 108mm 14x1.5 BLD 10.71mm
1974-75	626 SNA, SV2A		BJ83 		TE510L  95mm BLD 12.85mm	TE510L  114mm BLD 12.6mm	TE482R 	TE482R 									10mm bolt thread

Mazda

Part Number KEY
 BLUE - item avail ex. stock
 GREEN - under development
 RED - not a normally stocked line
 - also avail in 555 brand

1975-77	626 SNA	BJ99	BJ307 (BJ249) 555		TE511L 555	TE511L 555	TE513R 555	TE513R 555							12mm bolt thread
9/78-1980	626 CB2 - rear wheel drive		BJ149 555	SX1236 555	TE514L 555	TE514L 555	TE568R 555	TE568R 555							TE568R length 185mm
1980-10/82	626 CB2 - rear wheel drive		BJ149 555	SX1236 555	TE514L 555	TE514L 555	TE515R 555	TE515R 555							TE515R length 160mm
9/82-2/87	626 GC - front wheel drive - manual steer NOT four wheel steering		BJ306 ball joint only RH-BJ467R LH-BJ468L inc. Arm		TE809R (TE678)	TE809R (TE678)								RH-RE844R LH-RE844L	RE844R - 270mm 16x1.0 (socket) 14x1.5 (tre) RE844L - 300mm 16x1.0 (socket) 14x1.5 (tre) TE809R - 93mm 14x1.5 female BLD 13.65mm
9/82-2/87	626 GC - front wheel drive - power steer NOT four wheel steering		BJ306 ball joint only RH-BJ467R LH-BJ468L inc. Arm		TE809R (TE678)	TE809R (TE678)								RH-RE895R LH-RE896L	RE895R - 280mm 16x1.5 (socket) 14x1.5 (tre) RE896L - 305mm 16x1.5 (socket) 14x1.5 (tre) TE809R - 93mm 14x1.5 female BLD 13.65mm
2/87-12/91	626 GD - front wheel drive - power steer		BJ306 ball joint only RH-BJ467R LH-BJ468L inc. Arm		TE809R (TE678)	TE809R (TE678)								RE898 power	Front STB8104 RE898 - 307mm 18x1.5 (socket) 14x1.5 (tre) TE809R - 93mm 14x1.5 female BLD 13.65mm
2/87-10/91	626 GDEA 2.2it - four wheel steering		BJ306 ball joint only RH-BJ467R LH-BJ468L inc. Arm		TE809R (TE678)	TE809R (TE678)								RE898	Front STB8104 RE898 - 307mm 18x1.5 (socket) 14x1.5 (tre) TE809R - 93mm 14x1.5 female BLD 13.65mm
10/91-on	626 GE/EE - two wheel steering		RH-BJ350R (BJ4152) LH-BJ350L (BJ4153) inc. Arm		TE3197 (TE970)	TE3197 (TE970)								RH-RE917R (RE982) LH-RE918L (RE983)	10/91-95 Front RH-STB8049 LH-STB8051 Rear RE917R - 330mm 18x1.5 (socket) 14x1.5 (tre) RE918L - 330mm 18x1.5 (socket) 14x1.5 (tre)



















Mazda

Part Number KEY
 BLUE - item avail ex. stock
 GREEN - under development
 RED - not a normally stocked line
 555 - also avail in 555 brand

															STB8050 1995-97 RH-STB7416 LH-STB7415 Rear STB7417 1999-on Rear STB8052
all	626 GV,GW,GR,GM,GN								RE898						RE898 - 307mm 18x1.5 (socket) 14x1.5 (tre)
	808 / SAVANNA														
71-10/75	808 STC, SN3A, SNA4A Savanna (STC, SU4A, SN3A, SN4A, STCV, SU4AV, SN3AV) inc. VAN		BJ126 press in	SX1235 555	TE481L	TE481L	TE482R	TE482R					SX5229 ** 555		Tie rod ends with 10mm ball joint BJ126 - 41mm diameter
10/75-77	808 STC, SNA Savanna (STC, STCV, SN4A, SN3AV) inc. VAN		BJ126 press in	SX1235 555	TE512L	TE512L	TE513R 555	TE513R 555		** Check Pitman Arm Measurements prior to ordering			SX1290 ** 555		Tie Rod Ends with 12mm ball bolt BJ126 - 41mm diameter
1977-78	808 STC, SNA Savanna (STC, STCV, SN4A, SN3AV) inc. VAN		BJ307 (BJ249) 555	SX1235 555	TE512L	TE512L	TE513R 555	TE513R 555		SX5229 - 28 splines & 1 master spline 22-23mm spline diameter			SX1290 ** 555		Tie Rod Ends with 12mm ball bolt BJ249 - 43mm diameter
78-10/80	Savanna RX7, SA22C (REIZA) Sports Coupe		BJ149 555		TE508L	TE508L	TE515R 555	TE515R 555		SX1290 - 36 splines & 1 master spline 23-24.3mm spline diameter					
	929 series														
1966-73	929/929L 1500/1800	BJ99	BJ100		TE443L female	TE443L female	TE445R female	TE445R female		<p>TE512L BLD Ø 13.7mm F 14x1.5 LHT</p>					
10/72-74	929, 929L LA2VS with 10mm ball pin tie rod		BJ126 press in	SX1233 idler arm	TE481L (to 10/75)	TE481L (to 10/75)	TE483R (to 10/75) NLA	TE483R (to 10/75) NLA		<p>TE513R BLD Ø 13.7mm F 14x1.5 RHT</p>			SX5242 NLA		Tie rod end bolt 10mm
1974-77	929, 929L LA2, LA3 with 12mm ball pin tie rod		BJ126 press in	SX1233 idler arm	TE512L (10/75-on)	TE512L (10/75-on)	TE513R (10/75-on) 555	TE513R (10/75-on) 555		<p>TE512L BLD Ø 13.7mm F 14x1.5 LHT</p>			SX5243 555		Tie rod end bolt 12mm. BJ126 press in type with 41mm dia. SX5243 - 38 splines & 2 master splines
1975-77	929, 929L LA2, LA3 with 12mm ball pin tie rod		BJ2211 (BJ247) 555	SX1233 idler arm	TE512L	TE512L	TE513R 555	TE513R 555		<p>TE512L BLD Ø 13.7mm F 14x1.5 LHT</p>			SX5243 555		BJ247 screw in type with 41mm dia. SX5243 - 38 splines & 2 master splines
1977-78	929, 929L LA2, LA3 with 12mm ball pin tie rod		BJ307 (BJ249)	SX1233 idler arm	TE512L	TE512L	TE513R 555	TE513R 555		<p>TE512L BLD Ø 13.7mm F 14x1.5 LHT</p>			SX5243 555		BJ249 press in type with 43mm dia. SX5243 - 38 splines & 2 master splines

M a n d a t e
















Part Number KEY
 BLUE - item avail ex. stock
 GREEN - under development
 RED - not a normally stocked line
 555 - also avail in 555 brand

OEM Products ROADsafe		BALL JOINT UPPER	BALL JOINT LOWER / KING PIN SET	IDLER	TIE ROD END L/H OUTER	TIE ROD END R/H OUTER	TIE ROD END L/H INNER	TIE ROD END R/H INNER	RACK END	SIDE ROD	CENTRE ROD	DRAG LINK	PITMAN	SWAY BAR LINK	OEM Products ROADsafe		
																	
			press in														
1977-8/81	929, 929L, LA4, LA5, HBSHE wagon with 12mm ball pin tie rod LA4MS Sedan & Wagon		BJ305 (BJ248) 555	SX1233 idler arm	TE512L	TE512L	TE513R 555	TE513R 555								BJ248 screw in type with 43mm dia.	
																	
8/81-7/86	929, 929L HB - manual steer		RH-BJ1105R LH-BJ1106L inc. Arm		TE809R (TE678)	TE809R (TE678)			RE899							RE899 - 235mm F14x1.5 (socket) 14x1.5 (tre) TE809R - 93mm 14x1.5 female BLD 13.65mm	
8/81-7/86	929, 929L HB - power steer		RH-BJ1105R LH-BJ1106L inc. Arm		TE809R (TE678)	TE809R (TE678)			RE900							RE900 - 237mm 16x1.5 (socket) 14x1.5 (tre) TE809R - 93mm 14x1.5 female BLD 13.65mm	
7/86-91	929, 929L HC - V6 sedan & hardtop		RH-BJ4154R LH-BJ4155L inc. Arm		TE809R (TE678)	TE809R (TE678)			RH-RE1490 LH-RE1491							TE809R - 93mm 14x1.5 female BLD 13.65mm	
7/91-3/96	929 HD - 4WS								RH-RE7064 LH-RE7063 or RE2240 (Rear)				Front STB8053			RE7064 - 215mm 18x1.5 (socket) 14x1.5 (tre) RE7063 - 220mm 18x1.5 (socket) 14x1.5 (tre)	
																RE1019 - can use RE1019 for REAR RACK if you change tie rod ends with TE438R	
	ASTINA - see 323 series																
	BONGO - see MAZDA Commercial - E series and F series																
	CAPELLA																
1970-73	Capella 1600 SNA, SN2A		BJ83 555 34mm diam		TE479L	TE479L	TE480R RH Thread	TE480R RH Thread								SX5224 555	TE480R - 108mm 14x1.5 BLD 10.71mm SX5224 - 28 splines and 1 master spline
																	
74-10/75	Capella 1600 SNA, SV2A with 10mm ball pin tie rod		BJ83 555		TE510L 555 95mm BLD 12.85mm	TE510L 555	TE482R 555	TE482R 555 114mm BLD 12.6mm								SX5247 555	Tie rod ends with 10mm ball bolt & top of taper dia. - .502" SX5247 - 29 splines and 1 master spline SX5247 - small kink in arm
																	

Part Number KEY
 BLUE - item avail ex. stock
 GREEN - under development
 RED - not a normally stocked line
 555 - also avail in 555 brand

		BALL JOINT UPPER	BALL JOINT LOWER / KING PIN SET	IDLER	TIE ROD END L/H OUTER	TIE ROD END R/H OUTER	TIE ROD END L/H INNER	TIE ROD END R/H INNER	RACK END	SIDE ROD	CENTRE ROD	DRAG LINK	PITMAN	SWAY BAR LINK			
Mazda	10/75-78 Capella 1600 SNA, CB1VS with 12mm ball pin tie rod		BJ307 (BJ249)		TE511L 555	TE511L 555	TE513R 555	TE513R 555							SX5247 555	Tie rod end bolt dia. - 12mm SX5247 - 29 splines and 1 master spline SX5247 - small kink in arm	
	1978-80 Capella 626 CB2NS, CB2VS, CB2MS		BJ149 555		TE514L 555	TE514L 555	TE568R 555	TE568R 555									
	1980-83 Capella		BJ149 555		TE514L 555	TE514L 555	TE515R 555	TE515R 555									
	2007-on CX7 - ER3P		BJ1772 555		TE1771L 555	TE1771R 555			RE1810 555								
1990-97 Eunos		BJ4550		TE3228	TE3228											1992-96 Front STB8056 or STB4209 105mm Rear STB4209 250mm	
1996-02 Mazda 2 - DW																	
10/02-5/05 Mazda 2 - DY					TE3229L 160mm	TE3229R			RE6675 p/steer							RE6675 - 225mm 16x1.0 (socket) 14x1.5 (tre)	
2007-on Mazda 2 - DE			BJ1802		TE6513L 175mm	TE6513R			RE6513							RE6513 - 230mm 14X1.5 (socket) 14x1.5 (tre)	
1/04-on Mazda 3 - 2.0L			BJ1652 555		TE1651L 555	TE1651R 555			RE6646 p/steer					Rear STB8836		RE6646 - 326mm 14X1.5 (socket) 16x2.0 (tre)	

Part Number KEY
 BLUE - item avail ex. stock
 GREEN - under development
 RED - not a normally stocked line
 555 - also avail in 555 brand

		 BALL JOINT UPPER	 BALL JOINT LOWER / KING PIN SET	 IDLER	 TIE ROD END L/H OUTER	 TIE ROD END R/H OUTER	 TIE ROD END L/H INNER	 TIE ROD END R/H INNER	 RACK END	 SIDE ROD	 CENTRE ROD	 DRAG LINK	 PITMAN	 SWAY BAR LINK	
1/04-on	Mazda 3 - 2.3L		BJ1652 555		TE1651L 555	TE1651R 555			RE6635 p/steer					Rear STB8836	RE6635 - 306mm 14X1.5 (socket) 17x1.5 (tre)
8/02-10/07	Mazda 6 Mazda 6 - GG,GY	BJ1631 555	RH-BJ31062 LH-BJ31063		TE2280 555	TE2290 555			RE6446 (RE1630)					Front RH-STB7420 LH-STB7419 Rear STB7421	RE6446 - 200mm 18X1.5 (socket) 14x1.5 (tre)
1990-97	MIATA Miata		BJ4550		TE3228	TE3228								Front/Rear STB8058	
1999-02	Miata		BJ4550		TE3228	TE3228								Rear RH-STB8049 LH-STB8051	
11/89-97	MX series MX5								RE7065 power RE7066 manual					F&R STB8058	
11/86-9/87	MX6 GC - manual steer		BJ306		TE809R (TE678)				RH-RE844R LH-RE844L						RE844R - 270mm 16x1.0 (socket) 14x1.5 (tre) RE844L - 300mm 16x1.0 (socket) 14x1.5 (tre)
11/86-9/87	MX6 GC - power steer		BJ306		TE809R (TE678)				RH-RE895R LH-RE896L						RE895R - 280mm 16x1.5 (socket) 14x1.5 (tre) RE896L - 305mm 16x1.5 (socket) 14x1.5 (tre) TE809R - 93mm 14x1.5 female BLD 13.65mm
11/86-10/91	MX6 GC GD 2.2lt Turbo - manual steer		BJ306		TE809R	TE809R			RE898						TE809R - 93mm 14x1.5 female BLD 13.65mm
11/86-10/91	MX6 GC GD 2.2lt Turbo - power steer		BJ306		TE809R	TE809R			RE898						TE809R - 93mm 14x1.5 female BLD 13.65mm
10/87-12/91	MX6 GD - 4WS Turbo		BJ306		TE809R (TE678)	TE809R (TE678)			RH-RE898 LH-RE7067 front RH-RE844R LH-RE844L rear						RE898 - 307mm 18x1.5 (socket) 14x1.5 (tre) RE7067 - 315mm 18x1.5 (socket) 14x1.5 (tre) RE844R - 270mm 16x1.0 (socket) 14x1.5 (tre) RE844L - 300mm 16x1.0 (socket) 14x1.5 (tre) TE809R - 93mm 14x1.5 female BLD 13.65mm
11/91-on	MX6 GE/EE - two wheel steering		RH-BJ350R (BJ4152) LH-BJ350L (BJ4153)		TE3197 (TE970)	TE3197 (TE970)			RH-RE917R (RE982) LH-RE918L (RE983)					1993-97 Front RH-STB8049 LH-STB8051	RE917R - 330mm 18x1.5 (socket) 14x1.5 (tre) RE918L - 330mm 18x1.5 (socket) 14x1.5 (tre)



Mazda

Part Number KEY
 BLUE - item avail ex. stock
 GREEN - under development
 RED - not a normally stocked line
 555 - also avail in 555 brand

		 BALL JOINT UPPER	 BALL JOINT LOWER / KING PIN SET	 IDLER	 TIE ROD END L/H OUTER	 TIE ROD END R/H OUTER	 TIE ROD END L/H INNER	 TIE ROD END R/H INNER	 RACK END	 SIDE ROD	 CENTRE ROD	 DRAG LINK	 PITMAN	 SWAY BAR LINK		
			inc. Arm												Rear STB8050	
11/91-on	MX6 GE/EE - 4WS		RH-BJ350R (BJ4152) LH-BJ350L (BJ4153) inc. Arm		TE3197 (TE970)	TE3197 (TE970)				RH-RE7018 (RE984) LH-RE7017					1993-97 Front RH-STB8049 LH-STB8051 Rear STB8050	
2/90-on	PERSONA Persona MA8P				TE809R (TE678)	TE809R (TE678)									TE809R - 93mm 14x1.5 female BLD 13.65mm	
2/90-on	Persona MAEP				TE809R (TE678)	TE809R (TE678)									TE809R - 93mm 14x1.5 female BLD 13.65mm	
	PROTEGE - see 323 series															
	ROTARY SERIES															
6/69-12/71	Rotary R100, RX2		BJ83 555		TE447L NLA	TE447L NLA	TE448R NLA	TE448R NLA								
1970-74	Rotary RX2 sedan & coupe		BJ83 555 34mm diam		TE479L	TE479L	TE480R RH Thread	TE480R RH Thread		 BLD Ø 12.85mm F 14x1.5 LHT 95mm TE510L				SX5224 555	TE480R - 108mm 14x1.5 BLD 10.71mm SX5224 - 28 splines and 1 master spline	
1974-75	Rotary RX2 sedan & coupe CB1 - VS,2C,2S		BJ83 555		TE510L 555	TE510L 555	TE482R 555	TE482R 555		 BLD Ø 12.6mm F 14x1.5 RHT 95mm BLD 12.85mm 114mm BLD 12.6mm TE482R				SX5247 555	SX5247 - 29 splines and 1 master spline SX5247 - small kink in arm	
1975-77	Rotary RX2 sedan & coupe CB1 - VS, 2S		BJ307 (BJ249)		TE511L 555	TE511L 555	TE513R 555	TE513R 555		 BLD Ø 13.7mm F 14x1.5 RHT 114mm TE513R				SX5247 555	SX5247 - 29 splines and 1 master spline SX5247 - small kink in arm	
1972-6/75	Rotary RX3 sedan & coupe		BJ126 press in	SX1235 555	TE481L	TE481L	TE482R 555	TE482R 555		 BLD Ø 13.7mm F 14x1.5 RHT 128mm TE513R				SX5229 555	Tie rod end bolt dia. - 10mm	
7/75-77	Rotary RX3 sedan & coupe		BJ126 press in	SX1235 555	TE512L	TE512L	TE513R 555	TE513R 555		 BLD Ø 13.7mm F 14x1.5 LHT 94mm TE512L				SX5229 555	Tie rod end bolt dia. - 12mm	
10/72-10/75	Rotary RX4 sedan & coupe		BJ126 press in	SX1233 idler arm	TE481L	TE481L	TE483R NLA	TE483R NLA						SX5242 NLA		
10/75-77	Rotary RX4 sedan & coupe		BJ126 press in	SX1233 idler arm	TE512L	TE512L	TE513R 555	TE513R 555						SX5243 555	SX5243 - 38 splines & 2 master splines	

Mazda

Part Number KEY
 BLUE - item avail ex. stock
 GREEN - under development
 RED - not a normally stocked line
 555 - also avail in 555 brand

		BALL JOINT UPPER	BALL JOINT LOWER / KING PIN SET	IDLER	TIE ROD END L/H OUTER	TIE ROD END R/H OUTER	TIE ROD END L/H INNER	TIE ROD END R/H INNER	RACK END	SIDE ROD	CENTRE ROD	DRAG LINK	PITMAN	SWAY BAR LINK	
1977-79	Rotary RX4 sedan & coupe		BJ307 (BJ249)	SX1233 idler arm	TE512L	TE512L	TE513R 555	TE513R 555					SX5243 555		BJ249 press in type with 43mm dia. SX5243 - 38 splines & 2 master splines
1975-77	Rotary RX5 sedan & coupe		BJ2211 (BJ247) 555	SX1233 idler arm	TE512L	TE512L	TE513R 555	TE513R 555					SX5243 555		BJ247 screw in type with 41mm dia. SX5243 - 38 splines & 2 master splines
1977-79	Rotary RX5 sedan & coupe		BJ305 (BJ248)	SX1233 idler arm	TE512L	TE512L	TE513R 555	TE513R 555					SX5243 555		BJ248 screw in type with 43mm dia. SX5243 - 38 splines & 2 master splines
3/78-85	Rotary RX7 SA22C series 2 door coupe		BJ149 555		TE508L	TE508L	TE515R 555	TE515R 555					SX5243 555		SX5243 - 38 splines & 2 master splines
2/86-3/92	Rotary RX7 Series 4 & 5 (FC1031 & FC1032)		BJ485		TE3198 (TE3666R)	TE3198 (TE3666R)			RE3011 (RE7070)						RE3011 - 285mm 14x1.5 (socket) 12x1.25 (tre)
1993-on	Rotary RX7 FD3 series 2 door twin turbo coupe				TE840 (TE969) 555 BLD 13.2mm	TE840 (TE969) 555 BLD 13.2mm			RE1011					1993-95 Front RH-STB8059 LH-STB8057	
MAZDA - Commercial															
B Series - 2WD															
1966-11/80	B1500, B1600, B1800 Utility BUD61,BNA61,BTA67,PE2N6,PE2V6	BJ99	BJ100	SX1149 555	TE192L LH Thread	TE192L LH Thread	TE191R RH Thread	TE191R RH Thread					TR591 NLA		SX1149 - 2 bolt mounting
11/80-85	B1600, B1800, B2000, B2200 Utility PE2N7,PE2V7,UDX021,UDY021	BJ194	BJ195 4 bolt mount	SX1150	TE590L (TE3601L)	TE590L (TE3601L)	TE589R (TE3609R)	TE589R (TE3609R)					SX5255 555		SX1150 - 3 bolt mounting BJ195 - 105.7mm b/w bottom bolt holes - no thread
1985-87	B2000, B2200 SGH Utility	BJ3956 (BJ2003) 555 3 bolt mount threaded	BJ3954 (BJ2004) 555 4 bolt mount threaded	SX4200 555	TE590L (TE3601L)	TE590L (TE3601L)	TE589R (TE3609R) 555	TE589R (TE3609R) 555					SX5200 555		SX5200 - 38 splines & 1 master - top spline diam. 24.7mm Check Pitman Arm Diameter & Spline Count b4 ordering BJ3954 - 65.95mm b/w bottom threaded bolt holes
1987-1/99	B2200 2WD Utility	BJ3956 (BJ2003) 555 3 bolt mount threaded	BJ3954 (BJ2004) 555 4 bolt mount threaded	SX4201 555	TE590L (TE3601L)	TE590L (TE3601L)	TE3613R 555	TE3613R 555					SX5202 555		SX5202 - 38 splines & 1 master - top spline diam. 24.7mm Check Pitman Arm Diameter & Spline Count b4 ordering BJ3954 - 65.95mm b/w bottom threaded bolt holes
2/99-10/02	B2200 (UH71) 2WD	BJ3956 3 bolt mount	BJ3954 4 bolt mount	SX1620 14.4mm BLD	TE590L (TE3601L)	TE590L (TE3601L)	TE3613R 555	TE3613R 555					SX2620 14.3mm BLD		

MAZDA Commercial

Part Number KEY
 BLUE - item avail ex. stock
 GREEN - under development
 RED - not a normally stocked line
 555 - also avail in 555 brand



		BALL JOINT UPPER	BALL JOINT LOWER / KING PIN SET	IDLER	TIE ROD END L/H OUTER	TIE ROD END R/H OUTER	TIE ROD END L/H INNER	TIE ROD END R/H INNER	RACK END	SIDE ROD	CENTRE ROD	DRAG LINK	PITMAN	SWAY BAR LINK	
B Series - 4WD															
1987-on	B2600 4WD Utility (Bravo) SGHC	BJ3956 (BJ2003) 555 3 bolt mount threaded	BJ3955 (BJ2005) 555 4 bolt mount not threaded	SX4201 555 idler arm	TE3667L 555 LH Thread	TE3667L 555 LH Thread	TE3613R 555	TE3613R 555					SX5202 555		SX5202 - 38 splines & 1 master - top spline diam. 24.7mm Check Pitman Arm Diameter & Spline Count b4 ordering BJ3955 - 94mm b/w bottom bolt holes - no thread TE3667L - 85mm 14x1.5 Female BLD 13.95mm
11/89-98	B2500, B2600 4WD Utility (UF66M) (Bravo) <i>NOTE - SX4201 = 13.25mm BLD</i>	BJ3956 (BJ2003) 555 3 bolt mount threaded	BJ3955 (BJ2005) 555 4 bolt mount not threaded	SX4201 (SX1303) 555 13.25mm BLD	TE3667L 555 LH Thread	TE3667L 555 LH Thread	TE3613R 555	TE3613R 555			TR2263 (5/96-1/99)		SX5203 (SX1531) spline ID 26.5mm		SX5203 - 42 splines & 1 master - top spline diam. 26.5mm Check Pitman Arm Diameter & Spline Count b4 ordering BJ3955 - 94mm b/w bottom bolt holes - no thread TE3667L - 85mm 14x1.5 Female BLD 13.95mm
98-11/02	B2600 4WD (UH71) B2600 (Bravo) <i>NOTE - SX1620 = 14.4mm BLD</i>	BJ3956 (BJ2003) (BJ807) 555 3 bolt mount threaded	BJ3955 (BJ2005) (BJ809) 555 4 bolt mount not threaded	SX1620 555 14.4mm BLD	TE3667L 555 LH Thread	TE3667L 555 LH Thread	TE3613R 555 bend to avoid drag link	TE3613R 555			TR2261 (2/99-1/05) TR2262 (2/99-02)		SX2620 555 spline ID 30.8mm BLD - 14.3mm or SX2621 BLD - 15.5mm		BJ3955 - 94mm b/w bottom bolt holes - no thread TE3667L - 85mm 14x1.5 Female BLD 13.95mm SX2620 - spline 30.8mm ID BLD 14.3mm <i>NOTE - there are Japanese & Thai built Counters in the Aust. & NZ markets - please ascertain the dimensions of the components to ensure you are ordering exactly what is required.</i>
11/02-06	B2600 4WD (UH71) B2600 (Bravo)	BJ3956 (BJ2003) 555 3 bolt mount	BJ3955 (BJ2005) 555 4 bolt mount	SX1620 555	TE3667L 555 LH Thread	TE3667L 555 LH Thread	TE3613R 555	TE3613R 555					SX2621 555		BJ3955 - 94mm b/w bottom bolt holes - no thread TE3667L - 85mm 14x1.5 Female BLD 13.95mm SX2621 - 15.5mm BLD



Bongo - see E series and F Series															
BT-50															
2006-on	BT-50 - B2500 & B3000 (2WD) UNY UH71 & UR56	BJ3956 555	BJ1722 555	SX1622 555	TE1721 555	TE1721 555							SX1720		
2006-on	BT-50 - B3000 (4WD) UNY UR61	BJ3956 (BJ2003) 555 3 bolt mount	BJ3455 (BLD 19.3mm) 555 4 bolt mount	SX1622 555	TE1731 555 LH Thread	TE1731 555 LH Thread							SX2620 or SX2621 or		SX1622 - same as SX1620 but with 12mm bolt holes SX2620 - 14.3mm BLD - 32 splines & 4 master splines SX2621 - 15.5mm BLD - 32 splines & 4 master splines SX1720 - 16.3mm BLD - 24 splines & 4 master splines

Part Number KEY
 BLUE - item avail ex. stock
 GREEN - under development
 RED - not a normally stocked line
 555 - also avail in 555 brand
















Copyright © 2011
 Copyright Roadsafe Automotive Products Pty. Ltd. © 2011
 All Rights Reserved. E.&O.E.

		BALL JOINT UPPER	BALL JOINT LOWER / KING PIN SET	IDLER	TIE ROD END L/H OUTER	TIE ROD END R/H OUTER	TIE ROD END L/H INNER	TIE ROD END R/H INNER	RACK END	SIDE ROD	CENTRE ROD	DRAG LINK	PITMAN	SWAY BAR LINK	
													SX1720		The most common pitman appears to be SX1720
	E Series (Bongo - also see F series Bongo below)														
1968-79	E1300 pickup truck BTA65,FA2T55,BPB65,FA2T65	BJ196 555	BJ197 555		TE443L female	TE443L female	TE445R female	TE445R female							
1971-77	E2000, E2500, E2700 EVB,EXB,EXC van & truck 2000 & 3000kg		KX267		TE605L LH Thread	TE605R RH Thread									King pin set - 1.105" x 6.700"
10/77-81	E2000, E2500, E3000 EVB,EXR,TA3		KX267		TE606L LH Thread	TE606R RH Thread									King pin set - 1.105" x 6.700"
1976-on	E3700		KX605												King pin set - 30mm x 175mm
1977-7/80	E1300, E1400, E1600	BJ198 4 bolt mount	BJ199 4 bolt mount	SX1300	TE592L 555	TE592L 555	TE593R 555	TE593R 555				TE593R front TE592L rear	SX5300		Ball joints have 4 mounting holes
7/80-4/83	E1400, E1600, E2200	BJ198 4 bolt mount	BJ199 4 bolt mount	SX1300	TE974	TE974	TE973	TE973							Ball joints have 4 mounting holes
1977-7/80	E1600 Bongo Panel Van (1000kg), E1600 Pick Up Truck (1000kg), BA2T8,BA2UB, SA2N8/9,BA2T8V,BA2N9V,BA2S8H, BA2S9H,BA2V9H	BJ198 4 bolt mount	BJ199 4 bolt mount		TE592L 555	TE593R 555									Ball joints have 4 mounting holes
8/80-4/83	E1600 Bongo Panel Van (1000kg), E1600 Pick Up Truck (1000kg), BA2T8,BA2UB, SA2N8/9,BA2T8V,BA2N9V,BA2S8H, BA2S9H,BA2V9H	BJ198 4 bolt mount	BJ199 4 bolt mount												Ball joints have 4 mounting holes
5/83-92	E1400, E1800, E2000, E2200 SRSS,SD Bongo Panel Van, SR89V,SREAV SRE9W,SRF9W,SR29V,SR2AV,SS48V,SS88W, SSF8V,SRE9V,SD89T,SD29T,SD2AT,SDEAT	BJ250 3 bolt mount	BJ251 3 bolt mount 555		TE679	TE679			RE854 male end						Ball joints have 3 mounting holes BJ250 - 3 bolt mount BLD 17.85mm BJ251 - 3 bolt mount BLD 19.76mm RE854 - 200mm 17x1.0 (socket) 14x1.5 (tre)
10/84-9/85	E series SR,SS, 4WD Bongo Panel Van SREAM, SS88M,SS28M,SS28R,SS88R,SSE8R	BJ250 3 bolt mount	BJ1462 555						RE1410 555						Upper ball joints have 3 mounting holes
10/85-on	E series SR,SS, 4WD Bongo Panel Van SREAM, SS88M,SS28M,SS28R,SS88R,SSE8R	BJ250 3 bolt mount	BJ1464 555						RE1410 555						Upper ball joints have 3 mounting holes
















e
r
c
i
a
l

M
a
z
d
















Part Number KEY
 BLUE - item avail ex. stock
 GREEN - under development
 RED - not a normally stocked line
 555 - also avail in 555 brand

		 BALL JOINT UPPER	 BALL JOINT LOWER / KING PIN SET	 IDLER	 TIE ROD END L/H OUTER	 TIE ROD END R/H OUTER	 TIE ROD END L/H INNER	 TIE ROD END R/H INNER	 RACK END	 SIDE ROD	 CENTRE ROD	 DRAG LINK	 PITMAN	 SWAY BAR LINK		
F Series (Bongo - also see E series Bongo above)																
1966-68	Bongo Van F1000 FSA,FSAV,FSAH 800kg	RH-BJ95 LH-BJ96	RH-BJ97 LH-BJ98		TE192L LHT Male	TE192L LHT Male	TE191R RHT Female	TE191R RHT Female								Male type tie rod ends
1968-77	Bongo Van F1000 FPA,FPAH,FPAV 500kg	BJ196 555	BJ197 555		TE443L Female	TE443L Female	TE445R Female	TE445R Female								Female type tie rod ends
11/89-98	MPV MPV - 2WD		BJ3430 inc. arm		TE1581	TE1581			RE1025 or RE1580 (up to 4/96) RE1581 (12/95-on) check dimensions b4 ordering					Front STB7401	2WD ONLY RE1025 - 342mm long - suits LV10E1 rack RE1025 - 342mm 14x1.5 (socket) 16x1.5 (tre) RE1580 - 184mm long - suits LV10E1 rack RE1580 - 184mm 17x1.0 (socket) 14x1.5 (tre) RE1581 - 184mm long - suits LV10E2 rack RE1581 - 184mm 18x1.5 (socket) 14x1.5 (tre)	
1989-98	MPV - 4WD		BJ4162		TE1621	TE1621			RE1025 or RE1580 (up to 4/96) RE1581 (12/95-on) check dimensions b4 ordering						4WD ONLY RE1025 - 342mm long - suits LV10E1 rack RE1025 - 342mm 14x1.5 (socket) 16x1.5 (tre) RE1580 - 184mm long - suits LV10E1 rack RE1580 - 184mm 17x1.0 (socket) 14x1.5 (tre) RE1581 - 184mm long - suits LV10E2 rack RE1581 - 184mm 18x1.5 (socket) 14x1.5 (tre)	
8/99-9/06	MPV - 2WD		BJ4164		TE4157	TE4157			RE6796 LW					Front STB8170	RE6796 - 337mm 16x1.5 (socket) 14x1.5 (tre)	
T Series																
1976-80	T2000,T2600,T3000,T3500,T4100,T4600 WE		KX605		TE606L	TE606R										King pin set 30mm x 175mm
1980-on	T2000,T2600,T3000,T3500,T4100,T4600 WE		KX605		TE606L	TE606R										King pin set 30mm x 175mm
TITAN - see T Series above																
TK Series ute & van																
5/68-71	1000, 1200 Ute - TK series	BJ196 555	BJ197 555		TE680	TE680								SX5232		
1971-76	1200, 1300 Ute - TK series Familia Truck	BJ196 555	BJ197 555		TE479L	TE479L	TE505R RH Thread	TE505R RH Thread						SX5233 555	Check tie rod end threads prior to ordering TE505R - 156mm 14x1.5 BLD 10.71mm	
1976-79	1600 Ute & Van - TK series Familia Truck	BJ196 555	BJ197 555		TE508L	TE508L	TE515R	TE515R							Check tie rod end threads prior to ordering	

Part Number KEY
 BLUE - item avail ex. stock
 GREEN - under development
 RED - not a normally stocked line
 555 - also avail in 555 brand
















		 BALL JOINT UPPER	 BALL JOINT LOWER / KING PIN SET	 IDLER	 TIE ROD END L/H OUTER	 TIE ROD END R/H OUTER	 TIE ROD END L/H INNER	 TIE ROD END R/H INNER	 RACK END	 SIDE ROD	 CENTRE ROD	 DRAG LINK	 PITMAN	 SWAY BAR LINK			
5/83-on	TRAVELLER E1800, E2000	BJ250 3 bolt mount	BJ251 555		TE679	TE679			RE854 male end							BJ250 - 3 bolt mount BLD 17.85mm BJ251 - 3 bolt mount BLD 19.76mm	
2001-02	TRIBUTE Tribute		BJ306 (BJ4170)		TE4170	TE4170			RE4170 (RE2240)					Front STB8820		RE4170 - 351mm 16x1.5 (socket) 14x1.5 (tre)	
2002-05	TRIBUTE EPFW, EPEW		BJ306 or RH-BJ3433R LH-BJ3433L inc. Arm		TE4170	TE4170			RE4170 (RE2240)					Front STB8820		RE4170 - 351mm 16x1.5 (socket) 14x1.5 (tre)	
2005-06	TRIBUTE EP3W, EPFW		BJ306 or RH-BJ3433R LH-BJ3433L inc. Arm		TE9241	TE9241											
MERCEDES																	
1955-66	180/190 Series 180,180A,B,C,DB,DC				TE402L 14x1.5mm thread	TE402L 14x1.5mm thread	TE402R 14x1.5mm thread	TE402R 14x1.5mm thread									Tie rod ends - 14 x 1.5mm threads
1955-66	190,190B,C,D,DB,DC				TE402L 14x1.5mm thread	TE402L 14x1.5mm thread	TE402R 14x1.5mm thread	TE402R 14x1.5mm thread									Tie rod ends - 14 x 1.5mm threads
10/98-2/05	"A" Class "A" Class (W168)								RE6638 p/steer							RE6638 - 210mm 14x1.5 (socket) 12x1.5 (tre)	
11/00-on	"C" Class "C" Class								RE6637 p/steer							RE6637 - 257mm 16x1.5 (socket) 14x1.5 (tre)	
1/96-on	"E" Class "E" Class								RE6665 p/steer							RE6665 - 261mm 16x1.5 (socket) 14x1.5 (tre)	
1/96-on	"S" Class "S" Class								RE6637 p/steer							RE6637 - 257mm 16x1.5 (socket) 14x1.5 (tre)	
11/99-1/05	MB MB100, MB140								RE6854							RE6854 - 201mm 17x1.0 (socket) 14x1.5 (tre)	

Part Number KEY
 BLUE - item avail ex. stock
 GREEN - under development
 RED - not a normally stocked line
 555 - also avail in 555 brand

		 BALL JOINT UPPER	 BALL JOINT LOWER / KING PIN SET	 IDLER	 TIE ROD END L/H OUTER	 TIE ROD END R/H OUTER	 TIE ROD END L/H INNER	 TIE ROD END R/H INNER	 RACK END	 SIDE ROD	 CENTRE ROD	 DRAG LINK	 PITMAN	 SWAY BAR LINK		
																(can use RE854)
	"ML" Class															
9/98-7/05	"ML" Class - 163 Chassis															RE6612 - 174mm 16x1.5 (socket) 16x1.5 (tre)
8/05-on	"ML" Class - 164 Chassis															RE6677 - 221mm 16x1.5 (socket) 14x1.5 (tre)
	W107 series															
1971-9/85	280, 350, 380, 450, 500SL, SLC	BJ187 NLA	BJ188		TE402L 14x1.5mm thread	TE402L 14x1.5mm thread	TE402R 14x1.5mm thread	TE402R 14x1.5mm thread								Tie rod ends - 14 x 1.5mm threads
9/85-8/89	280, 350, 380, 450, 500SL, SLC		BJ971		TE402L 14x1.5mm thread	TE402L 14x1.5mm thread	TE402R 14x1.5mm thread	TE402R 14x1.5mm thread								Tie rod ends - 14 x 1.5mm threads
	W108, W109 Series															
1965-72	250S, SE, 280S, SE, SEL, 35, 300SEL				TE402L 14x1.5mm thread	TE402L 14x1.5mm thread	TE402R 14x1.5mm thread	TE402R 14x1.5mm thread								Tie rod ends - 14 x 1.5mm threads
	W110, W111, Series															
1961-67	190, 200, 220, 230				TE402L 14x1.5mm thread	TE402L 14x1.5mm thread	TE402R 14x1.5mm thread	TE402R 14x1.5mm thread								Tie rod ends - 14 x 1.5mm threads
	C111 Series															
1961-78	250, 280SEC, 35				TE402L 14x1.5mm thread	TE402L 14x1.5mm thread	TE402R 14x1.5mm thread	TE402R 14x1.5mm thread								Tie rod ends - 14 x 1.5mm threads
	W113 Series															
1961-78	230, 250, 280SL				TE402L 14x1.5mm thread	TE402L 14x1.5mm thread	TE402R 14x1.5mm thread	TE402R 14x1.5mm thread								Tie rod ends - 14 x 1.5mm threads
	W114, W115 Series															
1968-77	200, 220, 230, 240D, 250, 280C, E, CE	BJ187 "late" taper 14:60 BJ1122 "early" taper 14:50 - not available	BJ188		TE402L 14x1.5mm thread	TE402L 14x1.5mm thread	TE402R 14x1.5mm thread	TE402R 14x1.5mm thread				TR577 track rod			1967-76 Rear STB8089	Tie rod ends - 14 x 1.5mm threads BJ187 - 74mm centre to centre on longest side BJ1122 - 61mm hole
	W116 Series															
9/72-7/80	280S, SE, SEL, 350, 450SE, SEL	RH-BJ189 LH-BJ190 inc. Arm	BJ191 ball joint only press in		TE402L 14x1.5mm thread	TE582R 14x1.5mm thread	TE402R 14x1.5mm thread	TE583L 14x1.5mm thread				TR578 track rod				Tie rod ends - 14 x 1.5mm threads
5/75-7/80	450SEL, 6.9lt		BJ191		TE584R	TE584R	TE402L	TE402L				TR579				Tie rod ends - 14 x 1.5mm threads
















Mercedes

Part Number KEY
 BLUE - item avail ex. stock
 GREEN - under development
 RED - not a normally stocked line
 555 - also avail in 555 brand

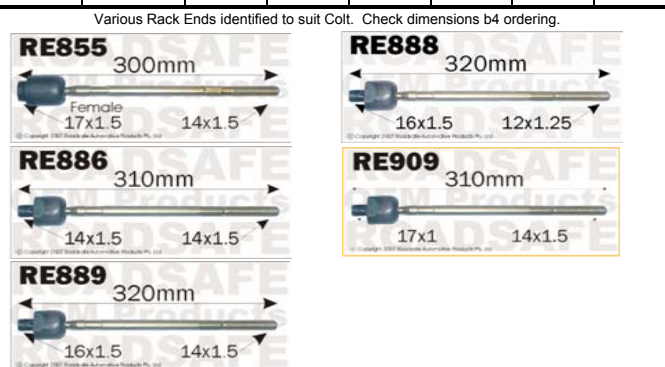
		 BALL JOINT UPPER	 BALL JOINT LOWER / KING PIN SET	 IDLER	 TIE ROD END L/H OUTER	 TIE ROD END R/H OUTER	 TIE ROD END L/H INNER	 TIE ROD END R/H INNER	 RACK END	 SIDE ROD	 CENTRE ROD	 DRAG LINK	 PITMAN	 SWAY BAR LINK		
					14x1.5mm thread	14x1.5mm thread	14x1.5mm thread	14x1.5mm thread			track rod					
	W123 Series															
1/76-10/84	230E, 240D, 250, 280E, CE, TE, 300D, TD	BJ3833 ball joint only or RH-BJ189 LH-BJ190 inc. Arm	BJ191 ball joint only		TE402L to 1977 M14x1.5 LHT TE9071L 1977-8/1982 M16x1.5 RHT TE402L 8/1982-on M14x1.5 LHT	TE402L to 1977 M14x1.5 LHT TE9071L 1977-8/1982 M16x1.5 RHT TE402L 8/1982-on M14x1.5 LHT	TE3380 to 1977 M14x1.5 RHT TE8071R 1977-8/1982 M16x1.5 LHT TE584R 8/1982-on M14x1.5 RHT	TE3380 to 1977 M14x1.5 RHT TE8071R 1977-8/1982 M16x1.5 LHT TE584R 8/1982-on M14x1.5 RHT							Rear STB8089 standard or STB8089G plastic genuine style	Tie rod ends - 14 x 1.5mm threads Tie rod ends - 16 x 1.5mm threads Tie rod ends - 14 x 1.5mm threads
	W124 Series															
12/84-5/97	200-320E, TE CE200D, 300D Turbo, E class E22 - 320, E200D - E330D Turbo		BJ186		TE2298	TE2298	TE2299	TE2299								Tie rod ends - 14 x 1.5mm threads
	W126 Series															
1/80-8/85	280, 280SE, 280SEL, 380, 380SE, 380SEL 500SE & 500SEL	RH-BJ438R (BJ193) LH-BJ437L (BJ192) inc. Arm	BJ191 ball joint only		TE583L 14x1.5mm thread	TE402L 14x1.5mm thread	TE582R 14x1.5mm thread	TE402R 14x1.5mm thread								Tie rod ends - 14 x 1.5mm threads
	W140 Series															
1991-99	S class								RE6637 p/steer					Front RH-STB8091 LH-STB8090	RE6637 - 257mm 16x1.5 (socket) 14x1.5 (tre)	
	W201 Series															
1982-on	190 all models		BJ971 (BJ186)		TE574R	TE572L	TE575L	TE573R							TR571 track rod	
	W210 Series															
1995-03	E class								RE6665 p/steer					Rear RH-STB8101 LH-STB8102	RE6665 - 261mm 16x1.5 (socket) 14x1.5 (tre)	
	W211 Series															
4/02-on	E class - excluding 4Matic	BJ3966	BJ3946 ball joint Caster Bar LH-BJ5694L RH-BJ5695R		TE1239	TE1239			RE2884					Rear RH-STB8101 LH-STB8102	RE6665 - 261mm 16x1.5 (socket) 14x1.5 (tre)	

Mercedes

Part Number KEY
 BLUE - item avail ex. stock
 GREEN - under development
 RED - not a normally stocked line
 555 - also avail in 555 brand

		 BALL JOINT UPPER	 BALL JOINT LOWER / KING PIN SET	 IDLER	 TIE ROD END L/H OUTER	 TIE ROD END R/H OUTER	 TIE ROD END L/H INNER	 TIE ROD END R/H INNER	 RACK END	 SIDE ROD	 CENTRE ROD	 DRAG LINK	 PITMAN	 SWAY BAR LINK			
4/02-on	E class - 4Matic only	BJ3966	BJ3946 ball joint Caster Bar LH-BJ5694L RH-BJ5695R		TE1252	TE1252			RE1114						Rear RH-STB8101 LH-STB8102	RE6665 - 261mm 16x1.5 (socket) 14x1.5 (tre)	
SPRINTER VAN																	
2/98-6/06	Sprinter Van		BJ227		TE1997R	TE1997R			RE6457 p/steer							RE6457 - 401mm 16x1.5 (socket) 16x1.5 (tre)	
7/06-on	Sprinter Van				TE1337R	TE1337R			RE6458							RE6458 - 420mm 18x1.5 (socket) 16x1.5 (tre)	
VITO VAN																	
2/98-3/04	Vito Van								RE7071 p/steer							RE7071 - 360mm 16x1.5 (socket) 16x1.5 (tre)	
4/04-on	Vito Van								RE6655 p/steer							RE6655 - 302mm 16x1.5 (socket) 16x1.5 (tre)	
MERCURY																	
1979-94	Grand Marquis		10327														
M.G. - see LEYLAND																	
MINI - see LEYLAND																	
MITSUBISHI (VALIANT - see CHRYLSER)																	
380 - see MAGNA 380																	
CENTURA - see CHRYSLER																	
COLT																	
1980-3/84	Colt RA, RB GLX sedan & hatch up to chassis# PK29.....		RH-BJ170 (BJ1170) LH-BJ169 (BJ1169)		TE3665R (TE552R) 74mm M14x1.5 RHT	TE3665R (TE552R) 74mm M14x1.5 RHT											New Zealand - TR671 suits 83-87 power steer - Rack End
3/84-10/86	Colt RC sedan & hatch from chassis# PK29.....		RH-BJ170 (BJ1170) LH-BJ169 (BJ1169)		TE729 (83-85) 12x1.5mm thread	TE729 (83-85) 12x1.5mm thread											New Zealand - TR671 suits 83-87 power steer - Rack End
10/86-8/88	Colt RD sedan & hatch		RH-BJ170 (BJ1170)		TE730R 80mm	TE730R 80mm											

Various Rack Ends identified to suit Colt. Check dimensions b4 ordering.


















RE855 300mm
 Female 17x1.5 14x1.5
RE888 320mm
 16x1.5 12x1.25
RE886 310mm
 14x1.5 14x1.5
RE909 310mm
 17x1 14x1.5
RE889 320mm
 16x1.5 14x1.5

Part Number KEY
 BLUE - item avail ex. stock
 GREEN - under development
 RED - not a normally stocked line
 555 - also avail in 555 brand

		 BALL JOINT UPPER	 BALL JOINT LOWER / KING PIN SET	 IDLER	 TIE ROD END L/H OUTER	 TIE ROD END R/H OUTER	 TIE ROD END L/H INNER	 TIE ROD END R/H INNER	 RACK END	 SIDE ROD	 CENTRE ROD	 DRAG LINK	 PITMAN	 SWAY BAR LINK		
			LH-BJ169 (BJ1169)		12x1.25mm thread	12x1.25mm thread			16x1.5	14x1.5						
9/1988-02	Colt RE sedan & hatch		RH-BJ170 (BJ1170) LH-BJ169 (BJ1169)		TE730R 80mm 12x1.25mm thread	TE730R 80mm 12x1.25mm thread										see rack ends previous page check dimensions b4 ordering
2002-07	Colt				TE735 70mm - 12x1.25	TE735 70mm - 12x1.25			RE7350							RE7350 - 330mm 16x1 (socket) 12x1.25 (tre)
	CORDIA															
1983-85	Cordia AA, AB		BJ285 OD 40.15mm		TE3612R (TE615R) 555	TE3612R (TE615R) 555			RE889							RE889 - 320mm 16x1.5 (socket) 14x1.5 (tre)
1985-89	Cordia AC		BJ285 OD 40.15mm		TE3612R (TE615R) 555	TE3612R (TE615R) 555			RE890							RE890 - 315mm 16x1.5 (socket) 14x1.5 (tre)
	EVO															
1992-94	Evo I		BJ2852 Ball Joint Only													AWD
1/94-8/95	Evo II		BJ2852 Ball Joint Only													AWD
8/95-7/96	Evo III		BJ2852 Ball Joint Only													AWD
8/96-1/98	Evo IV															AWD
1/98-1/99	Evo V															AWD
1/99-3/01	Evo VI															AWD
3/01-1/03	Evo VII															AWD
1/03-3/05	Evo VIII															AWD
3/05-10/07	Evo IX															AWD
10/07-on	Evo X															AWD
	GALANT															
















M
i
t
s
u
b
i
s
h
i

Part Number KEY
 BLUE - item avail ex. stock
 GREEN - under development
 RED - not a normally stocked line
 555 - also avail in 555 brand

		 BALL JOINT UPPER	 BALL JOINT LOWER / KING PIN SET	 IDLER	 TIE ROD END L/H OUTER	 TIE ROD END R/H OUTER	 TIE ROD END L/H INNER	 TIE ROD END R/H INNER	 RACK END	 SIDE ROD	 CENTRE ROD	 DRAG LINK	 PITMAN	 SWAY BAR LINK	
1970-74	Galant A51, GA, GB		BJ116	SX1202 555	TE463L 555 Male	TE463L 555 Male	TE464R Male	TE464R Male		TR400 tie rod ends with tube	TR401 555 solid				TR401 - 575 mm c/c ball studs & 485mm c/c holes TR400 - consists of TE463L, TE464R, tube
1974-76	Galant GA, GB, GC, GD		BJ122	SX1202 555	TE463L 555 Male	TE463L 555 Male	TE464R Male	TE464R Male		TR400 tie rod ends with tube	TR401 555 solid				TR401 - 575 mm c/c ball studs & 485mm c/c holes TR400 - consists of TE463L, TE464R, tube
1976-86	Galant GC, GD - except A163-8 models		BJ122	SX1203 (SX1147) <small>(except GC 1977)</small>	TE463L 555 Male	TE463L 555 Male	TE523R Male	TE522L		RH-TR666R LH-TR666L			SX1207 (SX1148)		
1976-89	Galant GC, GD A163-8 models		BJ122	SX1203 (SX1147)	TE463L 555	TE463L 555	TE523R	TE554L		RH-TR666R LH-TR666L			SX1207 (SX1148)		
1987-93	Galant HG, HH		BJ285 OD 40.15mm		TE965	TE965			RE908					Front STB4208 60mm	RE908 - 335mm 16x1.5 (socket) 14x1.5 (tre)
1993-98	Galant HJ	BJ2602 RH-BJ476R (BJ3775R) LH-BJ477L (BJ3775L) inc. Arm	RH-BJ472R LH-BJ473L straight RH-BJ474R LH-BJ475L curved inc. Arm		TE3612R (TE978) (TE615R)	TE3612R (TE978) (TE615R)			RE1012 (RE986)					Front STB8034 or Universal STB4208 60mm Rear STB8029	RE1012 - 252mm 16x1.5 (socket) 14x1.5 (tre)
1999-02	Galant	BJ2602 RH-BJ476R (BJ3775R) LH-BJ477L (BJ3775L) inc. Arm			TE3779	TE3779			RE3779					Front RH-STB8177 LH-STB8176	
LANCER															
1974-81	Lancer LA, LB, LC		BJ122	SX1204 555	TE463L 555 Male	TE463L 555 Male	TE464R Male	TE464R Male		TR400				SX1206 555	SX1206 - 110mm c/c BLD 12.38mm SX1206 - 23.66-24.46 tapered spline - 36 splines
















Mitsubishi

Part Number KEY
 BLUE - item avail ex. stock
 GREEN - under development
 RED - not a normally stocked line
 555 - also avail in 555 brand

		 BALL JOINT UPPER	 BALL JOINT LOWER / KING PIN SET	 IDLER	 TIE ROD END L/H OUTER	 TIE ROD END R/H OUTER	 TIE ROD END L/H INNER	 TIE ROD END R/H INNER	 RACK END	 SIDE ROD	 CENTRE ROD	 DRAG LINK	 PITMAN	 SWAY BAR LINK		
1979-87	Lancer A171A, A172A, A174A			SX2204										SX1206 555		
1988-9/92	Lancer CA, CB		RH-BJ169 (BJ1169) LH-BJ170 (BJ1170)		TE730R 80mm 12x1.25mm thread Female	TE730R 80mm 12x1.25mm thread Female			RE888 male end (RE7043)					Front STB8031 or Universal STB4208 77mm	BJ169/170 - 2 bolt mount. Some vehicles this model range used BJ925 - press in. Check before ordering. RE888 - 315mm 16x1.5 (socket) 12x1.25 (tre)	
10/92-97	Lancer CC, CD		BJ409 (BJ1409)		TE730R (TE977) 80mm 12x1.25mm thread	TE730R (TE977) 80mm 12x1.25mm thread			RE1013 (RE7969) excl. hatch					Front STB8035 Rear STB8030	RE1013 excl. Hatch. For hatch use RE7073 RE1013 - 329mm 16x1.5 (socket) 12x1.25 (tre)	
1997-03	Lancer CE		BJ285 OD 40.15mm		TE730R (TE2076R) 80mm 12x1.25mm thread	TE730R (TE2076R) 80mm 12x1.25mm thread			RE1013 (RE7969)					2001-on Front STB8178	TE730R - 76mm 12x1.25 female BLD 13.46mm RE1013 - 329mm 16x1.5 (socket) 12x1.25 (tre)	
6/02-11/05	Lancer CG, CH		BJ285 OD 40.15mm		TE730R (TE2076R) 80mm 12x1.25mm thread	TE730R (TE2076R) 80mm 12x1.25mm thread			RE1013 (RE7969)					Front STB8178 Rear STB8179		
2003-on	Lancer CS2A		BJ285 OD 40.15mm		TE730R (TE2076R) 80mm 12x1.25mm thread	TE730R (TE2076R) 80mm 12x1.25mm thread			RE1013 (RE7969)						TE730R - 76mm 12x1.25 female BLD 13.46mm RE1013 - 329mm 16x1.5 (socket) 12x1.25 (tre)	
8/07-2011	Lancer CJ								RE6464						RE6464 - 355mm 14x1.5 (socket) 14x1.5 (tre)	
MAGNA (INCLUDES VERADA)																
1985-9/87	Magna TM - manual steer		BJ285 (BJ295) OD 40.15mm		TE3612R (TE615R) 555	TE3612R (TE615R) 555			RE889						RE889 - 320mm 16x1.5 (socket) 14x1.5 (tre)	
1985-9/87	Magna TM - power steer		BJ285 (BJ295) OD 40.15mm		TE3612R (TE615R) 555	TE3612R (TE615R) 555			RE908						RE908 - 335mm 16x1.5 (socket) 14x1.5 (tre)	
9/87-4/91	Magna TM, TN, TP, TR - manual steer		BJ285 (BJ295)		TE3612R (TE615R)	TE3612R (TE615R)			RE889						RE889 - 320mm 16x1.5 (socket) 14x1.5 (tre)	




























Mitsubishi

Part Number KEY
 BLUE - item avail ex. stock
 GREEN - under development
 RED - not a normally stocked line
 555 - also avail in 555 brand
















		 BALL JOINT UPPER	 BALL JOINT LOWER / KING PIN SET	 IDLER	 TIE ROD END L/H OUTER	 TIE ROD END R/H OUTER	 TIE ROD END L/H INNER	 TIE ROD END R/H INNER	 RACK END	 SIDE ROD	 CENTRE ROD	 DRAG LINK	 PITMAN	 SWAY BAR LINK		
			OD 40.15mm		555	555										
9/87-4/91	Magna TM, TN, TP, TR - power steer		BJ285 (BJ295) OD 40.15mm		TE3612R (TE615R) 555	TE3612R (TE615R) 555			RE908 or RE1830							TE615R - BLD 13.40mm RE908 - 335mm 16x1.5 (socket) 14x1.5 (tre) RE1830 - 344mm 16x1.5 (socket) 14x1.5 (tre)
4/91-4/96	Magna, Verada TR, TS inc. wagon		BJ294 (BJ913) OD 43.00mm		TE3612R (TE615R) 555	TE3612R (TE615R) 555			RE908 or RE1830					Front STB8029 Rear STB8046		BJ294 - 43mm diameter RE908 - 335mm 16x1.5 (socket) 14x1.5 (tre) RE1830 - 344mm 16x1.5 (socket) 14x1.5 (tre)
4/96-on	Magna TE, TF - TRW rack		BJ294 (BJ913) OD 43.00mm		TE9108R	TE9108R			RE1008 (RE7077) (P191043) (RE991)					Front STB4208 60mm Rear STB8029		TE9108R - BLD 13.54mm RE1008 - 345mm 16x1.5 (socket) 14x1.5 (tre)
3/99-7/03	Magna TH, TJ		BJ294 (BJ913) OD 43.00mm		TE9108R	TE9108R			RE1008 (P191043)					Front STB4208 60mm Rear STB8029		RE1008 - 345mm 16x1.5 (socket) 14x1.5 (tre)
6/03-10/05	Magna TL, TW													Front STB4208 60mm Rear STB4208 60mm		
10/05-2/08	Magna 380								RE6634 p/steer							RE6634 - 346mm 14x1.5 (socket) 14x1.5 (tre)
1996-05	MIRAGE Mirage CE		BJ285 (BJ295)		TE730R 12x1.25mm thread	TE730R 12x1.25mm thread			RE1013 (RE7969)					Front STB8180		RE1013 - 329mm 16x1.5 (socket) 12x1.25 (tre)
1983-92	NIMBUS Nimbus UA, UB, UC - manual steer		BJ285 OD 40.15mm		TE3612R (TE615R) 555	TE3612R (TE615R) 555			RE856							BJ285 - 40mm diameter
1983-2/91	Nimbus UA, UB, UC - power steer		BJ285 OD 40.15mm		TE3612R (TE615R) 555	TE3612R (TE615R) 555			RE889							BJ285 - 40mm diameter

M
i
t
s
u
b
i
s
h
i

Part Number KEY
 BLUE - item avail ex. stock
 GREEN - under development
 RED - not a normally stocked line
 555 - also avail in 555 brand

		 BALL JOINT UPPER	 BALL JOINT LOWER / KING PIN SET	 IDLER	 TIE ROD END L/H OUTER	 TIE ROD END R/H OUTER	 TIE ROD END L/H INNER	 TIE ROD END R/H INNER	 RACK END	 SIDE ROD	 CENTRE ROD	 DRAG LINK	 PITMAN	 SWAY BAR LINK		
3/91-11/98	Nimbus UF		BJ285 OD 40.15mm		TE3612R (TE615R) 	TE3612R (TE615R) 			RE1857 (RE7042) (RE974)							BJ285 - 40mm diameter
11/98-5/05	Nimbus UG								RE1830					Front STB4209 240mm		BJ285 - 40mm diameter
2/03-on	OUTLANDER Outlander ZE, ZF								RE988					Front STB7517 Rear STB7510		
	PROTON - see PROTON															
	SCORPION															
1978-81	Scorpion GE, GH		BJ122	SX1203 (SX1147)	TE463L 	TE463L 	TE523R	TE522L						SX1207 (SX1148)		
1980-85	Scorpion GJ, GK, GL		BJ172	SX1203 (SX1147)	TE463L 	TE463L 	TE523R	TE554L						SX1207 (SX1148)		
1977-81	SIGMA Sigma GE, GH		BJ122	SX1203 (SX1147)	TE463L 	TE463L 	TE523R	TE522L						SX1207 (SX1148)		
1980-87	Sigma GJ, GK, GL, GN		BJ172	SX1203 (SX1147)	TE463L 	TE463L 	TE523R	TE554L						SX1207 (SX1148)		
1982-87	STARION Starion JA, JB, JD		BJ172		TE463L 	TE463L 	TE523R	TE554L								Please check tie rod end dimensions b4 ordering
	VALIANT - see CHRYSLER															
	VERADA - see MAGNA															
MITSUBISHI - Commercial																
	CANTER															
1975-79	Canter T210, T217 series		KX258 9mm bearing		TE561R RH Thread 20x1.5	TE561L LH Thread 20x1.5										King pin set - 28 x 179.4mm Tie Rod Ends - check thread prior to ordering TE561 - 95mm 20x1.5 BLD 16.7mm
1979-82	Canter FC2, FE2 series		KX258		TE561R	TE561L										KX258 bush length = 49mm

Part Number KEY
 BLUE - item avail ex. stock
 GREEN - under development
 RED - not a normally stocked line
 - also avail in 555 brand

		 BALL JOINT UPPER	 BALL JOINT LOWER / KING PIN SET	 IDLER	 TIE ROD END L/H OUTER	 TIE ROD END R/H OUTER	 TIE ROD END L/H INNER	 TIE ROD END R/H INNER	 RACK END	 SIDE ROD	 CENTRE ROD	 DRAG LINK	 PITMAN	 SWAY BAR LINK		
			9mm bearing		RH Thread	LH Thread										TE561 - 95mm 20x1.5 BLD 16.7mm
1983-84	Canter FC2, FE2 series		KX259 9mm bearing		TE561R RH Thread 20x1.5	TE561L LH Thread 20x1.5										KX259 bush length = 44mm Tie Rod Ends - check thread prior to ordering TE561 - 95mm 20x1.5 BLD 16.7mm
10/85-on	Canter FB series		BJ2303 (FB501)		TE7361R 555	TE7361R 555										
1983-on	Canter FE211 - 9mm bearing		KX526 9mm bearing		TE561R RH Thread 20x1.5	TE561L LH Thread 20x1.5										King pin set - 28 x 180mm Tie Rod Ends - check thread prior to ordering TE561 - 95mm 20x1.5 BLD 16.7mm
1978-on	Canter FE211 - 16mm bearing to chassis no. C502437/E5138/D530130		KX534 16mm bearing		TE561R RH Thread	TE561L LH Thread										King pin set - 28 x 180mm Tie Rod Ends - check thread prior to ordering
1976-on	Canter FE444C		KX534 16mm bearing		TE561R RH Thread	TE561L LH Thread										King pin set - 28 x 180mm Tie Rod Ends - check thread prior to ordering
1993-on	Canter FA5		BJ2303													
1993-on	Canter FE5		BJ2303 (FE507B)		TE7891L 555	TE7891R 555										
4/95-on	Canter FE6				TE7831L 555	TE7831R 555										
CHALLENGER																
1996-on	Challenger K96W, K97W, K99W	BJ820 3 bolt mount 555	RH-BJ823 (BJ6270) LH-BJ822 (BJ6269) 4 bolt mount	SX6273 555	TE976R (TE6275) 555	TE976R (TE6275) 555	TE618R (TE6274)	TE618R (TE6274) or TE722						SX5248		Tie Rod Ends - some models have been known to have TE722 Inner Tie Rod Ends in place of the TE618R. Please check prior to ordering.
DELICA																
1/91-99	Delica 4WD (imported)	BJ275	RH-BJ823 LH-BJ822		TE715R (TE7331)	TE715R (TE7331)			RE911 (RE7074)							Front STB8185 Rear STB8186
FUSO																
1965-on	Fuso T620, T622, T653, FK115 4ton		KX276		TE628L	TE628R										King pin set - 35 x 194mm



Part Number KEY
 BLUE - item avail ex. stock
 GREEN - under development
 RED - not a normally stocked line
 555 - also avail in 555 brand
















		 BALL JOINT UPPER	 BALL JOINT LOWER / KING PIN SET	 IDLER	 TIE ROD END L/H OUTER	 TIE ROD END R/H OUTER	 TIE ROD END L/H INNER	 TIE ROD END R/H INNER	 RACK END	 SIDE ROD	 CENTRE ROD	 DRAG LINK	 PITMAN	 SWAY BAR LINK		
					555	555										
1977-84	Fuso FM215, FM515, FK455, FK457 6ton		KX277													King pin set - 45 x 217mm
	Fuso FM515 Fuso FM515, FM555, FK457		KX531 KX538													
1980-on 1983-on 1986-on 1990-on	Fuso FM555FS, JS, MS/FM557 FK/FK102, FK115 4.25ton FK415FR, KR, WR 3.5-4.25ton FP415, FP418, FS428, FV415, FV458 FK418 FK330, FK415, FK417		KX521/1 KX529 KX530 KX532 KX539 KX540													
1988-on	FM516				TE7741L 555	TE7741R 555										
1978-8/80	L200 (2WD) L200 D50, MA	BJ212 press in 555	BJ218 (BJ216) 555	SX1157	TE463L 555 Male	TE463L 555 Male	TE523R Male	TE588L Female	Upper Inner Pivot Kit Part No. PIV7251 to suit Mitsubishi L200 & Pajero 2WD & 4WD 1978-91 SX7251A - two kits required per vehicle One Pin & Two bushes per kit			SX1207 (SX1148)			Upper inner pivot kit - PIV7251 555 BJ218 - 3 bolt mount BLD 20.22mm BJ212 - body dia. 40.04mm BLD 16.25mm	
9/80-86	L200 MB, MC, MD 2WD	BJ214 press in	BJ218 555 3 bolt mount	SX1158	TE463L 555 Male	TE463L 555 Male	TE523R Male	TE588L Female					SX5228 (SX1255)			SX5228 - 42 splines (with timing mark) Upper inner pivot kit - PIV7251 555 SX1158 - flat straight mount 67.5mm c/c
1986-96	L200 MB, MC, MD 2WD	BJ7155 555	BJ218 555 3 bolt mount	SX4251 555 	TE463L 555 Male	TE463L 555 Female	TE523R Male	TE588L Female					SX5228 (SX1255)			SX5228 - 42 splines (with timing mark) Upper inner pivot kit - PIV7251 555 BJ218 - 3 bolt mount BLD-20.22mm
1996-on	L200 2WD			SX1030 (SX2410) (SX7770)	TE617R 555 M16x1.5 LHT	TE617R 555 M16x1.5 LHT	TE618R M16x1.5 RHT	TE618R M16x1.5 RHT					SX1029			Upper inner pivot kit - PIV7251 555 SX1030 - pressed metal bracket TE618R - 173mm 16x1.5 BLD 13.80mm



L200 (4WD)																
9/80-86	L200 MB, MC, MD 4WD	BJ214	BJ215	SX1159	TE617R	TE617R	TE618R	TE618R					SX1213			SX1213 - 26-27mm tapered spline with 42 splines

Part Number KEY
 BLUE - item avail ex. stock
 GREEN - under development
 RED - not a normally stocked line
 555 - also avail in 555 brand

Copyright © 2011
 Copyright Roadsafe Automotive
 Products Pty. Ltd. © 2011
 All Rights Reserved. E.&O.E.

		 BALL JOINT UPPER	 BALL JOINT LOWER / KING PIN SET	 IDLER	 TIE ROD END L/H OUTER	 TIE ROD END R/H OUTER	 TIE ROD END L/H INNER	 TIE ROD END R/H INNER	 RACK END	 SIDE ROD	 CENTRE ROD	 DRAG LINK	 PITMAN	 SWAY BAR LINK		
		press in	555 4 bolt mount	555	555 M16x1.5 LHT	555 M16x1.5 LHT	M16x1.5 RHT	M16x1.5 RHT					555		Upper inner pivot kit - PIV7251 555 TE618R - 173mm c/e 16x1.5 BLD 13.80mm	
1986-96	L200 MB, MC, MD 4WD	BJ7155 555	BJ215 555 4 bolt mount	SX1159 555	TE617R 555 M16x1.5 LHT	TE617R 555 M16x1.5 LHT	TE618R M16x1.5 RHT	TE618R M16x1.5 RHT					SX5251 (SX7227) 555 BLD - 13.63mm	K34T 94-on Front STB8041	Upper inner pivot kit - PIV7251 555 SX5251 - 29.5-31mm tapered with 40 splines SX5251 - 10mm shorter than SX5245 TE618R - 173mm c/e 16x1.5 BLD 13.80mm	
1996-on	L200 4WD	BJ820	RH-BJ823 LH-BJ822		TE976R (TE6275) 555	TE976R (TE6275) 555	TE618R (TE6274) 555	TE618R (TE6274) 555						K34T 94-on Front STB8041	TE618R - 173mm c/e 16x1.5 BLD 13.80mm	
1968-76	L300 (2WD) L300 express T100,120,121	BJ245 4 bolt mount	BJ246				TE551R M14x1.5 LHT	TE551R M14x1.5 LHT								BJ245 - 4 bolt mount BLD 16.39mm
1976-79	L300 express T100,120,121	BJ212 press in 555					TE551R M14x1.5 LHT	TE551R M14x1.5 LHT								
1980-82	L300 SA3,SB3 series, express van, wagon 3 & 8 seater 1000kg L031P,L034P,L031PV,L032PV,L033PW, L035PW	BJ212 press in 555	BJ218 (BJ216) 555				TE551R M14x1.5 LHT	TE551R M14x1.5 LHT								BJ218 - 3 bolt mount BLD-20.22mm
1980-10/82	L300 SA, SB 2WD L031P,L034P,L031PV,L032PV,L033PW, L035PW	BJ212 press in 555	BJ218 (BJ216) 555	SX1161 555 4 bolt mount BLD - 13.29mm	TE3665R (TE552R) 74mm 555 M14x1.5 RHT	TE3665R (TE552R) 74mm 555 M14x1.5 RHT	TE551R M14x1.5 LHT 555	TE551R M14x1.5 LHT 555				DL403 555 steering box to bell crank	SX1218 555		SX1218 - suits bell crank application Bell crank pivot - SX6245 Bell crank pivot bush - OEM6245 SX1161 - 69.88 c/c between mounting holes	
11/82-83	L300 SA, SB 2WD L036P,L038P,L063P,L068P,L033PV, L036PV,L038PV,L063PV,L068PV,L033PW, L035PW,L038PW,L063PW,068PW	BJ212 press in 555	BJ218 (BJ216) 555	SX1161 555 4 bolt mount BLD - 13.29mm	TE615R (TE3612R) 555 M14x1.5 RHT	TE615R (TE3612R) 555 M14x1.5 RHT	TE616L (TE616R) 555	TE616L (TE616R) 555				DL403 555 steering box to bell crank	SX1218 555		SX1218 - suits bell crank application Bell crank pivot - SX6245 Bell crank pivot bush - OEM6245 SX1161 - 69.88 c/c between mounting holes	
10/83-6/86	L300 SC, SD, SE 2WD L036P,L038P,L063P,L068P,L033PV,	BJ214 press in	BJ217 (BJ810)	SX1162 555	TE615R (TE3612R)	TE615R (TE3612R)	TE616L (TE616R)	TE616L (TE616R)				DL404 steering	SX1214 555		SX1214 - suits bell crank application Bell crank pivot - SX6245	

Mitsubishi Commercial

Mitsubishi

Part Number KEY
 BLUE - item avail ex. stock
 GREEN - under development
 RED - not a normally stocked line
 555 - also avail in 555 brand

		BALL JOINT UPPER	BALL JOINT LOWER / KING PIN SET	IDLER	TIE ROD END L/H OUTER	TIE ROD END R/H OUTER	TIE ROD END L/H INNER	TIE ROD END R/H INNER	RACK END	SIDE ROD	CENTRE ROD	DRAG LINK	PITMAN	SWAY BAR LINK	
	L036PV,L038PV,L063PV,L068PV,L033PW,L035PW,L038PW,L063PW,068PW		555	4 bolt mount BLD - 13.63mm	555 M14x1.5 RHT	555 M14x1.5 RHT	555	555				box to bell crank	boomerang shape		Bell crank pivot bush - OEM6245 SX1214 - BLD 13.57mm - centre hole 36 splines SX1214 - end tapered hole 12.61-14.51mm
6/86-92	L300 SF, SG 2WD - manual steer P01V,P02V,P05V,P12V,P15V,P03W,P04W,P05W,P15W	BJ275 555	BJ276 555		TE715R female end 555	TE715R female end 555			RE909						RE909 - 310mm 17x1 (socket) 14x1.5 (tre) BJ275 - 3 bolt mount BLD 17.82mm BJ276 - press in Body dia. 46.43mm BLD 19.44mm
6/86-92	L300 SF, SG 2WD - power steer P01V,P02V,P05V,P12V,P15V,P03W,P04W,P05W,P15W	BJ275 555	BJ276 555		TE715R female end 555	TE715R female end 555			RE890						RE890 - 315mm 16x1.5 (socket) 14x1.5 (tre) BJ275 - 3 bolt mount BLD 17.82mm BJ276 - press in Body dia. 46.43mm BLD 19.44mm
1992-on	L300 SH, SJ 2WD (L039P)	BJ275 555	BJ276 for Press In If Bolt In - NLA		TE715R (TE7331) female end	TE715R (TE7331) female end			RE1018				Front STB8045 Rear STB8153	RE1018 - 310mm 16x1.5 (socket) 14x1.5 (tre) BJ275 - 3 bolt mount BLD 17.82mm BJ276 - press in Body dia. 46.43mm BLD 19.44mm	


















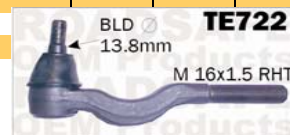
L300 (4WD)

10/83-6/86	L300 SC, SD, SE 4WD L035GV,L037GV,L038GV,L035GW,L037GW,L038GW	BJ214 press in	BJ215 555 4 bolt mount	SX1163 NLA	TE617R 555 M16x1.5 LHT	TE617R 555 M16x1.5 LHT	TE618R (TE6274) M16x1.5 RHT	TE618R (TE6274) M16x1.5 RHT			TR779 (10/82-90) 795mm bell crank to idler		SX5781 to bell crank SX5799 steering box to bell crank SX7550 bell crank 1985	1985 bell crank - SX7550 (see diagram below) Upper inner pivot kit - PIV7251 555 Steering Box to Bell Crank - SX5799 SX5781 - 120mm c/c BLD 13.75mm SX5781 - 26.27mm tapered spline - 42 splines TE618R - 173mm c/e 16x1.5 BLD 13.67mm
6/86-on	L300 SF, SG, SH, SJ 4WD - manual steer P23V,P25V,P45V,P23W,P24W,P25W,P35W	BJ275 555	RH-BJ277 LH-BJ278 555	SX1163 NLA	TE715R female end 555	TE715R female end 555			RE910	TR779 (10/82-90) 795mm bell crank to idler		SX5781 to bell crank		
6/86-on	L300 SF, SG, SH, SJ 4WD - power steer	BJ275	RH-BJ277	SX1163	TE715R	TE715R			RE911	TR779		SX5781		










Part Number KEY
 BLUE - item avail ex. stock
 GREEN - under development
 RED - not a normally stocked line
555 - also avail in 555 brand

Copyright © 2011
 Copyright Roadsafe Automotive Products Pty. Ltd. © 2011
 All Rights Reserved. E.&O.E.

		 BALL JOINT UPPER	 BALL JOINT LOWER / KING PIN SET	 IDLER	 TIE ROD END L/H OUTER	 TIE ROD END R/H OUTER	 TIE ROD END L/H INNER	 TIE ROD END R/H INNER	 RACK END	 SIDE ROD	 CENTRE ROD	 DRAG LINK	 PITMAN	 SWAY BAR LINK	
	P23V,P25V,P45V,P23W,P24W,P25W, P35W	555	LH-BJ278 555	NLA	female end 555	female end 555			(RE7074)		(10/82-90) 795mm bell crank to idler		to bell crank		
8/88-on	L300 4WD (L039G)		BJ215 555					TE618R (TE6274)	TE618R (TE6274)						TE618R - 173mm c/e 16x1.5 BLD 13.67mm
	OUTLANDER														
2005-10	Outlander - Series II		BJ7872												
	PAJERO (MONTERO)														
4/82-10/84	Pajero NA 4WD manual steer to chassis# FL042VDY-01374 petrol and up to FL042VDY4-01375 diesel	BJ214 press in	BJ215 555 4 bolt mount	SX4252 555	TE617R 555 M16x1.5 LHT	TE617R 555 M16x1.5 LHT	TE618R (TE6274) M16x1.5 RHT	TE618R (TE6274) M16x1.5 RHT			TR3273		SX5244 555		SX5244 - 26-27mm tapered spline with 42 splines Upper inner pivot kit - PIV7251 555
7/83-9/89	Pajero NA 4WD manual steer from chassis# FL042VDY-01374 petrol and FL043VDY4-01375 diesel on	BJ214 press in	BJ215 555 4 bolt mount	SX4252 555	TE617R 555 M16x1.5 LHT	TE617R 555 M16x1.5 LHT	TE618R (TE6274) M16x1.5 RHT	TE618R (TE6274) M16x1.5 RHT			TR3273		SX5245 555		SX5245 - 29.5-31mm tapered spline with 40 splines Upper inner pivot kit - PIV7251 555
7/83-9/89	Pajero NA 4WD power steer NB, NC, ND, NE, NF, NG 4WD from chassis# FL042VDY-01374 petrol and FL043VDY4-01375 diesel on	BJ214 press in	BJ215 555 4 bolt mount	SX4252 555	TE617R 555 M16x1.5 LHT	TE617R 555 M16x1.5 LHT	TE618R (TE6274) M16x1.5 RHT	TE618R (TE6274) M16x1.5 RHT			TR3273		SX5245 555		SX5245 - 30-30.5mm tapered spline with 40 splines Upper inner pivot kit - PIV7251 555 TE618R - 173mm c/e 16x1.5 BLD 13.80mm
9/89-5/91	Pajero NG 4WD L141G,L144G,L146G,L149G	BJ214 press in	BJ215 555 4 bolt mount	SX4252 555	TE617R 555 M16x1.5 LHT	TE617R 555 M16x1.5 LHT	TE618R (TE6274) M16x1.5 RHT	TE618R (TE6274) M16x1.5 RHT			TR3273		SX5246 (SX7710) 555		SX5246 - 32-33mm tapered spline with 32 splines TE618R - 173mm c/e 16x1.5 BLD 13.80mm 555
5/91-10/96	Pajero NH, NJ 4WD - manual steer V14V,V23C,V23W,V24C,V24V,V24W, V24WG,V34V,V43W,V44W,V44WG	BJ820 3 bolt mount 555	RH-BJ823 (BJ6270) LH-BJ822 (BJ6269) 4 bolt mount	SX4280 (SX1042) 555	TE976R 555	TE976R 555	TE722 (TE7722) (TE7222) 555 M16x1.5 RHT	TE722 (TE7722) (TE7222) 555 M16x1.5 RHT			TR6732		SX5248 555 130mm c/c	Front RH-STB8182 LH-STB8181 Rear STB8183	NOTE: SX5246 / SX5248 - different angles from spline to Ball Joint SX5248- 32mm dia. Spline with 32 splines with timing mark TE722 - 173mm
5/91-9/97	Pajero NH, NJ, NK 4WD - power steer V14V,V23C,V23W,V24C,V24V,V24W, V24WG,V34V,V43W,V44W,V44WG	BJ820 3 bolt mount 555	RH-BJ823 (BJ6270) LH-BJ822 (BJ6269) 4 bolt mount	SX4280 (SX1042) 555	TE976R 555	TE976R 555	TE722 (TE7722) (TE7222) 555 M16x1.5 RHT	TE722 (TE7722) (TE7222) 555 M16x1.5 RHT			TR6732		SX5248 555 130mm c/c	Front RH-STB8182 LH-STB8181 Rear STB8183	SX5248- 32mm dia. Spline with 32 splines with timing mark
9/97-4/00	Pajero NL 4WD (K96W)	BJ820	RH-BJ823	SX4280	TE976R	TE976R	TE722	TE722					SX7790	Front	SX5248 SX7790


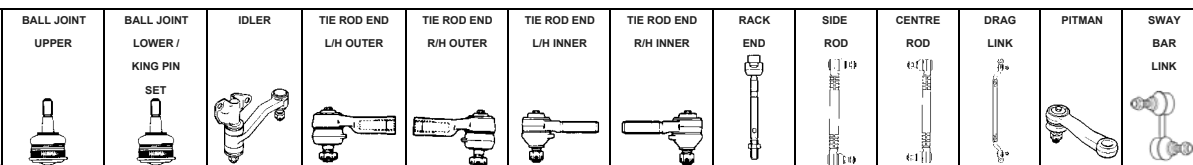


Part Number KEY
 BLUE - item avail ex. stock
 GREEN - under development
 RED - not a normally stocked line
 555 - also avail in 555 brand

OEM Products Roadsafe		BALL JOINT UPPER	BALL JOINT LOWER / KING PIN SET	IDLER	TIE ROD END L/H OUTER	TIE ROD END R/H OUTER	TIE ROD END L/H INNER	TIE ROD END R/H INNER	RACK END	SIDE ROD	CENTRE ROD	DRAG LINK	PITMAN	SWAY BAR LINK	OEM Products Roadsafe
		3 bolt mount 555	(BJ6270) LH-BJ822 (BJ6269) 4 bolt mount	(SX1042) 555	555	555	(TE7722) (TE7222) 555 M16x1.5 RHT	(TE7722) (TE7222) 555 M16x1.5 RHT							
5/00-2003	Pajero NM, NP 4WD K65W,V63W,V68W,V73W,V75W,V78W	BJ2600 (BJ6792)	BJ2601 (BJ6799)		TE1456 (TE3781) 	TE1455 (TE3781) 			RE1073 (RE7079)					Front STB4210 80mm or STB7106 Rear STB4210 115mm or STB8184	STB4201 - Universal Fit - Trim to length STB7106 - specific fit STB4201 - Universal Fit - Trim to length STB8184 - specific fit
2006-on	Pajero V83W	BJ2600 (BJ6792)	BJ2601 (BJ6799)		TE4441L 555	TE4441R 555			RE4440 555						RE4440 - 205mm 16x1.5(socket) 16x1.5 (tre)
3/99-9/03	Pajero IO - QA								RE6764						

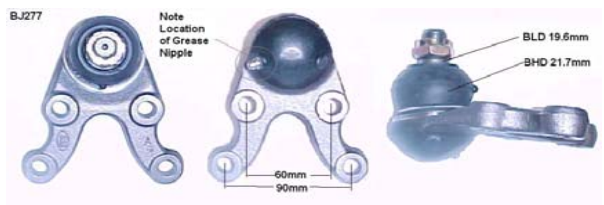


Part Number KEY
 BLUE - item avail ex. stock
 GREEN - under development
 RED - not a normally stocked line
 555 - also avail in 555 brand



Commercial

ROSA Bus		BALL JOINT UPPER	BALL JOINT LOWER / KING PIN SET	IDLER	TIE ROD END L/H OUTER	TIE ROD END R/H OUTER	TIE ROD END L/H INNER	TIE ROD END R/H INNER	RACK END	SIDE ROD	CENTRE ROD	DRAG LINK	PITMAN	SWAY BAR LINK	
	ROSA Bus		BJ2303												
	STARWAGON (2WD)														
6/86-92	Starwagon SF, SG 2WD	BJ275 555	BJ276 press in 555		TE715R female end 555	TE715R female end 555	TE616L (TE616R) 555	TE616L (TE616R) 555							BJ275 - 3 bolt mount BLD 17.82mm BJ276 - press in Body dia. 46.43mm BLD 19.44mm
1992-on	Starwagon SH, WA 2WD	BJ275 555	BJ276 for Press In If Bolt In - NLA		TE715R female end 555	TE715R female end 555							RE971		BJ275 - 3 bolt mount BLD 17.82mm RE971 - 320mm 16x1.5 (socket) 14x1.5 (tre)
	STARWAGON (4WD)														
1986-on	Starwagon SF, SG, SH, WA 4WD manual steer	BJ275 555	RH-BJ277 LH-BJ278 555		TE715R female end 555	TE715R female end 555							RE910		BJ275 - 3 bolt mount BLD 17.82mm RE910 - 282mm 17x1 (socket) 14x1.5 (tre)
1986-on	Starwagon SF, SG, SH, WA 4WD power steer	BJ275 555	RH-BJ277 LH-BJ278 555		TE715R female end 555	TE715R female end 555							RE911		BJ275 - 3 bolt mount BLD 17.82mm RE911 - 291mm 16x1.5 (socket) 14x1.5 (tre)























Mitsubishi


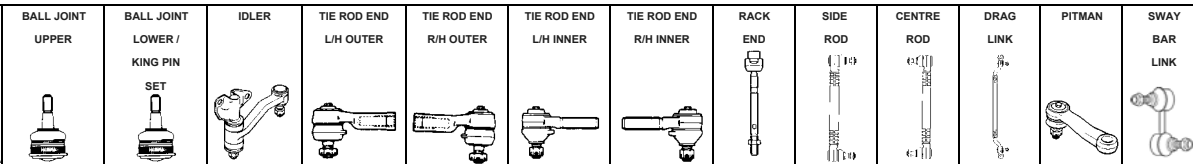
TRITON (2WD)		BALL JOINT UPPER	BALL JOINT LOWER / KING PIN SET	IDLER	TIE ROD END L/H OUTER	TIE ROD END R/H OUTER	TIE ROD END L/H INNER	TIE ROD END R/H INNER	RACK END	SIDE ROD	CENTRE ROD	DRAG LINK	PITMAN	SWAY BAR LINK	
1986-92	Triton ME, MF, MG, MH 2WD	BJ214 press in	BJ218 (BJ216) 555	SX4251 555	TE463L Male 555	TE463L Male 555	TE523R	TE588L Female							BLD 12.42mm SX5228 26.7mm 42 splines Slight bend 555
9/92-10/96	Triton MJ 2WD - excluding V6	RH-BJ821 LH-BJ811 bolt in if press in	BJ810 555	SX4251 555	TE463L Male 555	TE463L Male 555	TE523R Male	TE588L Female							BLD 15.60mm SX5245 30.4mm 40 splines Slight bend 555



Part Number KEY
 BLUE - item avail ex. stock
 GREEN - under development
 RED - not a normally stocked line
 555 - also avail in 555 brand

																
		use BJ7155 555														
9/92-10/96	Triton MJ 2WD - V6		BJ810 555	SX1159 555												SX1159 - fixed stud type
1996-03	Triton MK 2WD - excluding V6	BJ7155 555 OD 40.15	BJ218 (BJ2427)	SX1030 (SX2410) (SX7770)	TE617R 555 M16x1.5 LHT	TE617R 555 M16x1.5 LHT	TE7732	TE7732					SX1029			SX1030 - pressed metal bracket BJ7155 - please check prior to ordering
1996-03	Triton MK 2WD - V6	BJ820	RH-BJ823 (BJ6270) LH-BJ822 (BJ6269) 4 bolt mount	SX6273 555	TE976R 555	TE976R 555	TE618R (TE6274) M16x1.5 RHT	TE618R (TE6274) M16x1.5 RHT					SX7790 555 <i>check before ordering</i>			SX6273 - cast bracket TE618R - 173mm c/e 16x1.5 BLD 13.80mm
2005-on	Triton ML 2WD (KA4T)	BJ7941	BJ2601		TE7941	TE7941			RE7940							
TRITON (4WD)																
1986-3/91	Triton ME, MF, MG, MH 4WD - petrol & diesel	BJ214 press in	BJ215 555	SX1159 555	TE617R 555 M16x1.5 LHT	TE617R 555 M16x1.5 LHT	TE618R (TE6274) M16x1.5 RHT	TE618R (TE6274) M16x1.5 RHT					SX5251 (SX7227) BLD - 13.63mm			SX5251 - 29.5-31mm tapered with 40 splines SX5251 - 10mm shorter than SX5245 TE618R - 173mm c/e 16x1.5 BLD 13.80mm
4/91-96	Triton MJ 4WD	BJ7155 555	BJ215 555 4 bolt mount	SX1159 555	TE617R 555 M16x1.5 LHT	TE617R 555 M16x1.5 LHT	TE618R (TE6274) M16x1.5 RHT	TE618R (TE6274) M16x1.5 RHT					SX5251 (SX7227) BLD - 13.63mm			SX5251 - 29.5-31mm tapered with 40 splines SX5251 - 10mm shorter than SX5245 TE618R - 173mm c/e 16x1.5 BLD 13.80mm
10/96-06	Triton MK 4WD	BJ820 3 bolt mount 555	RH-BJ823 (BJ6270) LH-BJ822 (BJ6269) 4 bolt mount	SX6273 555	TE976R (TE6275) 555	TE976R (TE6275) 555	TE618R (TE6274) M16x1.5 RHT	TE618R (TE6274) M16x1.5 RHT			TR3560 Relay Rod		SX7790 555			SX6273 - cast bracket TE618R - 173mm c/e 16x1.5 BLD 13.80mm
6/06-on	Triton ML 4WD KB4T, KB8T	BJ2600	BJ2601		TE1456 	TE1455 			RE7950							 
MORRIS - see LEYLAND																
NISSAN inc. DATSUN																


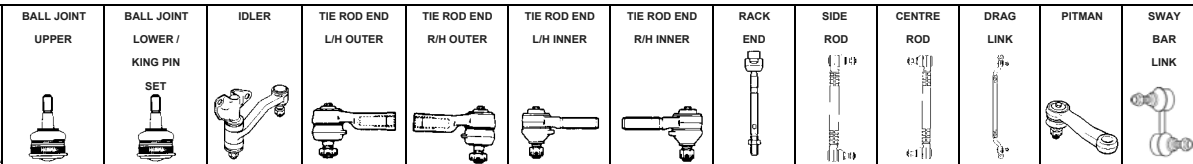
Part Number KEY
 BLUE - item avail ex. stock
 GREEN - under development
 RED - not a normally stocked line
 - also avail in 555 brand



Datsun

		BALL JOINT UPPER	BALL JOINT LOWER / KING PIN SET	IDLER	TIE ROD END L/H OUTER	TIE ROD END R/H OUTER	TIE ROD END L/H INNER	TIE ROD END R/H INNER	RACK END	SIDE ROD	CENTRE ROD	DRAG LINK	PITMAN	SWAY BAR LINK	
	1000														
1967-70	Datsun 1000 B10, RB10, VB10, B20 outer's have 12mm thread	BJ89 555	BJ91 555		TE187L 12mm thread	TE187R 12mm thread	TE183R	TE183L							Outer tie rod ends - 12mm thread
1967-70	Datsun 1000 B10, RB10, VB10, B20 outer's have 14mm thread	BJ89 555	BJ91 555		TE437L 14mm thread LH Thread	TE437R 14mm thread RH Thread	TE183R	TE183L							Outer tie rod ends - 14mm thread TE437 - 83mm 14x1.5 female BLD 13.2mm
	1200														
1969-74	Dastun 1200 B110, B120, KB110, VB110		BJ92 555	SX1135	TE440L 77mm long straight	TE440R	TE519R 107mm long with relief bend	TE519L		RH-TE519L LH-TE519R	TR409 555				BJ92 - mounting holes 41mm apart centre to centre TR409 - 542mm c/c ball studs
	120Y														
1973-76	Datsun 120Y B120, B121, B210, B211		BJ92 555	SX1136 555	TE518L 77mm long with bend	TE518R	TE519R 107mm long with relief bend	TE519L		RH-TE519L LH-TE519R	TR412 555				BJ92 - mounting holes 41mm apart centre to centre
1975-77	Datsun 120Y B120, B121, B210, B211		BJ176	SX1136 555	TE518L 77mm long with bend	TE518R	TE519R 107mm long with relief bend	TE519L		RH-TE519L LH-TE519R	TR412 555				BJ176 - mounting holes 51mm apart centre to centre
1976-79	Datsun 120Y B310		BJ176	SX1136 555	TE518L 77mm long with bend	TE518R	TE519R 107mm long with relief bend	TE519L		RH-TE519L LH-TE519R	TR412 555				BJ176 - mounting holes 51mm apart centre to centre
	1300/1400/1600														
67-9/68	Datsun 1300/1400/1600 sedan		BJ146 12mm thread	SX1121 idler arm											BJ146 - 12mm ball bolt thread SX1121 - 'straight' arm
10/68-1972	Datsun 1300/1400/1600 sedan & wagon P510 series		BJ85 14mm thread 555	SX1121 idler arm	TE437L 14mm thread LH Thread	TE437R 14mm thread RH Thread	TE438R 14mm thread slight bend	TE438L 14mm thread slight bend		RH-TR413R LH-TR413L	TR415 555				BJ85 - 14mm ball bolt thread TR413R - consists of TE437R / TE438L / CR655 Connecting Rod - CR655 (14x1.5) 166mm o'all lgh
1973-77	Datsun 140J, 140Y, 160B, Violet		BJ85 555	SX1121 idler arm	TE437L 14mm thread LH Thread	TE437R 14mm thread RH Thread	TE438R 14mm thread	TE438L 14mm thread							BJ85 - 14mm ball bolt thread TE437 - 83mm 14x1.5 female BLD 13.2mm TE438 - 116mm 14x1.5 female BLD 13.2mm bend
	180B														
1972-10/77	Datsun 180B sedan, wagon & SSS coupe		BJ85 555	SX1121 idler arm	TE437L 14mm thread	TE437R 14mm thread	TE438R 14mm thread	TE438L 14mm thread		RH-TR413R LH-TR413L	TR415 555				BJ85 - 14mm ball bolt thread TR413R - consists of TE437R / TE438L / CR655


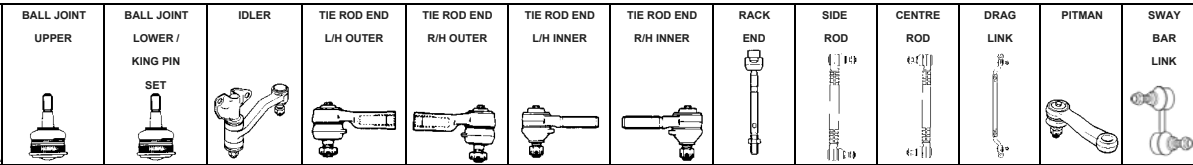
Part Number KEY
 BLUE - item avail ex. stock
 GREEN - under development
 RED - not a normally stocked line
 555 - also avail in 555 brand



Nissan

		BALL JOINT UPPER	BALL JOINT LOWER / KING PIN SET	IDLER	TIE ROD END L/H OUTER	TIE ROD END R/H OUTER	TIE ROD END L/H INNER	TIE ROD END R/H INNER	RACK END	SIDE ROD	CENTRE ROD	DRAG LINK	PITMAN	SWAY BAR LINK	
					LH Thread	RH Thread	slight bend	slight bend							Connecting Rod - CR655 (14x1.5) 166mm o/all lgh
	180SX - see GAZELLE														
	200B														
1975-79	Datsun 200B SX,S10,S11			SX1121 3 Bolt Mount idler arm	TE437L 14mm thread LH Thread	TE437R 14mm thread RH Thread	TE438R 14mm thread	TE438L 14mm thread							TE437 - 83mm 14x1.5 female BLD 13.2mm TE438 - 116mm 14x1.5 female BLD 13.2mm bend
10/77-81	Datsun 200B sedan, wagon & SSS coupe		BJ151 555	SX4220 2 Bolt Mount 555	TE520L 555 M18x1.5 LHT	TE520L 555 M18x1.5 LHT	TE521R 555 M18x1.5 RHT	TE521R 555 M18x1.5 RHT		TR656	TR416 555				TR656 - consists of TE520L / TE521R / AS656 Adjusting Sleeve - AS656 (18x1.5) 100mm o/all lgh TE521R - 255mm 18x1.5 U bend in shank TE520L - 98mm 18x1.5 straight
	200SX														
1991-94	200SX		RH-BJ506R LH-BJ507L inc. Arm												BJ491 - 39mm press in lower ball joint BJ291 - 41mm press in lower ball joint
1994-98	200SX - S14		BJ243 4 bolt mount		TE871	TE871			RE7081 10/96-on					Front STB8060	RE7081 - 290mm 16x1.0 (socket) 14x1.5 (tre) BJ243 - tight 4 bolt pattern mounts
	240C,260C,280C,300C														
1971-74	Datsun 240C - H230 series				TE545R (TE432R) 555	TE545R (TE432R) 555	TE546L	TE546L							TE545R - 81mm 14x1.5 Female BLD 13.48mm
1975-6/77	Datsun 260C - H330 series		RH-BJ206 LH-BJ207 555	SX260C 555	TE545R (TE432R) 555	TE545R (TE432R) 555	TE546L	TE546L			TR408				TE545R - 81mm 14x1.5 Female BLD 13.48mm
7/77-6/79	Datsun 280C - H330 series	BJ205 555	RH-BJ206 LH-BJ207 555	SX260C 555	TE545R (TE432R) 555	TE545R (TE432R) 555	TE546L	TE546L			TR408				TE545R - 81mm 14x1.5 Female BLD 13.48mm BJ205 - 4 bolt mount BLD 16mm
6/79-1984	Datsun 280C - P430 series	BJ205 555	RH-BJ327 (BJ2027) LH-BJ328 (BJ2028)	SX4253 555	TE3655L 555	TE3655L 555	TE3657R	TE3656R 555		RH-TR439R LH-TR439L 555	TR410 NLA				TE3655L - 100mm 18x1.5 Male BLD 14.62mm BJ205 - 4 bolt mount BLD 16mm
1984-87	Datsun 300C - Y30 series		BJ554	SX1205	TE234R	TE234R	TE238R	TE239L			TR428				


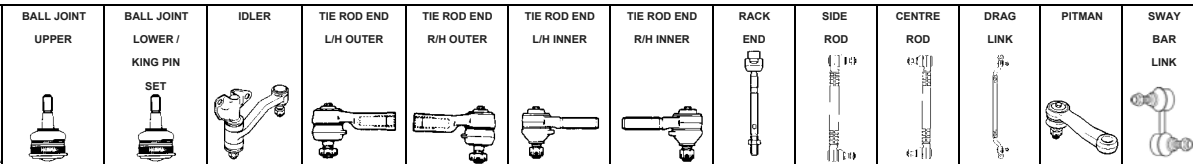
Part Number KEY
 BLUE - item avail ex. stock
 GREEN - under development
 RED - not a normally stocked line
 555 - also avail in 555 brand



Nissan

		BALL JOINT UPPER	BALL JOINT LOWER / KING PIN SET	IDLER	TIE ROD END L/H OUTER	TIE ROD END R/H OUTER	TIE ROD END L/H INNER	TIE ROD END R/H INNER	RACK END	SIDE ROD	CENTRE ROD	DRAG LINK	PITMAN	SWAY BAR LINK	
	VG2#, VG3#, LD28, RD28		555	p/steer	555	555	555	555			555				
1984-87	Datsun 300C - Y30 series CA20, L20P		BJ554 555	SX1205 p/steer	TE234R 555	TE234R 555	TE238R 555	TE239L 555			TR428 555				
	240K														
1973-79	Datsun 240K - C110 series		BJ151 555		TE520L 555 M18x1.5 LHT	TE520L 555 M18x1.5 LHT	TE521R 555 M18x1.5 RHT	TE521R 555 M18x1.5 RHT		TR656	TR417 555				TR656 - consists of TE520L / TE521R / AS656 Adjusting Sleeve - AS656 (18x1.5) 100mm o/all lgth TE521R - 255mm 18x1.5 U bend in shank TE520L - 98mm 18x1.5 straight
	240Z, 260Z, 280ZX, 300ZX														
to 6/1970	Datsun 240Z		BJ146 12mm thread												12mm ball pin ball joint
7/70-78	Datsun 240Z,260Z,260Z Sports Coupe		BJ85 14mm thread 555		TE860L female	TE860R female RH Thread									RE7082 - 133mm 1"x20tpi (socket) 14x1.4 (tre) RE7083 - 150mm 32x1.5 (socket) 14x1.5 (tre) 14mm ball pin ball joint TE860R - 205mm 14x1.5 Female
8/78-10/81	Datsun 280ZX coupe - manual rack & pinion steering		BJ151 555		TE3644R (TE3644) RH Thread	TE3644R (TE3644) RH Thread									RE859 - 150mm 16x1 (socket) 14x1.5 (tre) TE3644R - 227mm 14x1.5 Female
8/78-10/81	Datsun 280ZX coupe - with power recirc. ball steering		BJ151 555	SX4254 555	TE520L 555 M18x1.5 LHT	TE520L 555 M18x1.5 LHT	TE521R 555 M18x1.5 RHT	TE521R 555 M18x1.5 RHT							TE521R - 255mm 18x1.5 U bend in shank TE520L - 98mm 18x1.5 straight
10/81-10/83	Datsun 280ZX with manual rack & pinion steering		BJ151 555												RE859 - 150mm 16x1 (socket) 14x1.5 (tre) male end
10/81-10/83	Datsun 280ZX with power rack & pinion steering		BJ151 555		TE3644R (TE3644)	TE3644R (TE3644)									RE859 - 150mm 16x1 (socket) 14x1.5 (tre) male end
9/83-10/86	300ZX with 3.0lt V6 - Z31#		BJ273 555		TE667 (TE667R)	TE667 (TE667R)									TE667R - 210mm Female BLD 13.92mm RE859 - 150mm 16x1 (socket) 14x1.5 (tre)
11/86-89	300ZX inc. turbo - Z31# (Facelift)		BJ273 555 press in		TE666 (TE666R) RH Thread	TE666 (TE666R) RH Thread								Front RH-STB8118 LH-STB8117 Rear STB7228	RE859 - 150mm 16x1 (socket) 14x1.5 (tre)
7/89-3/92	300ZX inc. turbo - Z32#		RH-54500-37P00 LH-54501-37P00 or		TE7125	TE7125			RE4710 - 258mm RE752 - 289mm front					Front RH-STB8118 LH-STB8117	RE858 - Rear Rack End (no boot supplied) RE858 - 282mm 14x1.5(socket) 12x1.25 (tre) RE4710 - 258mm 16x1 (socket) 14x1.5 (tre)

Part Number KEY
 BLUE - item avail ex. stock
 GREEN - under development
 RED - not a normally stocked line
 555 - also avail in 555 brand


















Nissan
















		BALL JOINT UPPER	BALL JOINT LOWER / KING PIN SET	IDLER	TIE ROD END L/H OUTER	TIE ROD END R/H OUTER	TIE ROD END L/H INNER	TIE ROD END R/H INNER	RACK END	SIDE ROD	CENTRE ROD	DRAG LINK	PITMAN	SWAY BAR LINK	
			BJ5515 (55154-39F00) rear						RE858 rear					Rear STB7228	RE752 - 289mm 16x1(socket) 14x1.5(tre) BJ5515 - Hicas Rear Steering Ball Joint
3/92-97	300ZX inc. turbo - Z32#		BJ5515 (55154-39F00) rear						RE4710 - 258mm RE752 - 289mm front RE858 rear						RE858 - Rear Rack End (no boot supplied) RE858 - 282mm 14x1.5(socket) 12x1.25 (tre) RE4710 - 258mm 16x1 (socket) 14x1.5 (tre) RE752 - 289mm 16x1(socket) 14x1.5(tre) BJ5515 - Hicas Rear Steering Ball Joint
12/02-on	350Z 350Z - Z33								RE6670 p/steer					Front RH-STB7223 LH-STB7222 Rear RH-STB7225 LH-STB7224	RE6670 - 231mm 16x1.0 (socket) 14x1.5 (tre)
1963-68	BLUEBIRD Bluebird P410,P411	BJ58 NLA	RH-BJ59 LH-BJ60 NLA	SX1108A NLA	TE187L 12mm thread	TE187R 12mm thread	TE183R	TE183L							
67-9/68	Bluebird 510 series (1300,1400,1600)		BJ146 12mm thread	SX1121	TE435L NLA	TE435R NLA									BJ146 - 12mm ball bolt thread
10/68-72	Bluebird 510 series (1300,1400,1600)		BJ85 14mm thread 555	SX1121	TE437L 14mm thread LH Thread	TE437R 14mm thread RH Thread	TE438R	TE438L		RH-TR655R (TR413R) LH-TR655L (TR414L)	TR415 555				BJ85 - 14mm ball bolt thread TR655R - consists of TE437R / TE438L / CR655 Connecting Rod - CR655 (14x1.5) 166mm o/all lgth TE437 - 83mm 14x1.5 female BLD 13.2mm TE438 - 116mm 14x1.5 female BLD 13.2mm bend
8/71-76	Bluebird 610 series exc. G610		BJ85 14mm thread 555	SX1121	TE437L 14mm thread LH Thread	TE437R 14mm thread RH Thread	TE438R	TE438L		RH-TR655R (TR413R) LH-TR655L (TR414L)	TR415 555				TR655R - consists of TE437R / TE438L / CR655 Connecting Rod - CR655 (14x1.5) 166mm o/all lgth TE437 - 83mm 14x1.5 female BLD 13.2mm TE438 - 116mm 14x1.5 female BLD 13.2mm bend
1980-86	Bluebird 910 with NO RACK		BJ178		TE520L 555 M18x1.5 LHT	TE520L 555 M18x1.5 LHT	TE521R 555 M18x1.5 RHT	TE521R 555 M18x1.5 RHT							TE521R - 255mm 18x1.5 U bend in shank TE520L - 98mm 18x1.5 straight
1980-86	Bluebird 910 with Japanese steering rack		BJ178		TE560L	TE560R			RE859 male end fine thread						Japanese rack RE859 - 150mm 16x1 (socket) 14x1.5 (tre)



Part Number KEY
 BLUE - item avail ex. stock
 GREEN - under development
 RED - not a normally stocked line
555 - also avail in 555 brand
















		 BALL JOINT UPPER	 BALL JOINT LOWER / KING PIN SET	 IDLER	 TIE ROD END L/H OUTER	 TIE ROD END R/H OUTER	 TIE ROD END L/H INNER	 TIE ROD END R/H INNER	 RACK END	 SIDE ROD	 CENTRE ROD	 DRAG LINK	 PITMAN	 SWAY BAR LINK	
1980-86	Bluebird 910 with TRW steering rack		BJ178		TE560L	TE560R			RE907TRW (P191006) 166mm long male P189014 135mm long female - NLA						TRW rack RE907TRW - 166mm 16x1.5 (socket) 14x1.5(tre)
1980-86	Bluebird 910 with captive rack end		BJ178		TE560L	TE560R			P191002 coarse thread						Captive Rack End (no socket on rack end) P191002 - 150mm 16x1.5(socket) 14x1.5 (tre)
1983-87	Bluebird U11 series		BJ267 555							TR683					
1987-93	Bluebird U12 series				TE4921 555	TE4921 555			RE859 male end						RE859 - 150mm 16x1 (socket) 14x1.5 (tre)
10/93-4/95	Bluebird U13 series		BJ560 (BJ4016)		TE981 14x1.5 RHT 113mm long	TE981 14x1.5 RHT 113mm long			RE955 330mm RE7081 292mm						RE955 - 330mm 16x1 (socket) 14x1.5 (tre) RE7081 - 290mm 16x1.0 (socket) 14x1.5 (tre)
5/95-6/97	Bluebird U13 series				TE4921 555	TE4921 555			RE7086						RE7086 - 280mm 16x1.0 (socket) 14x1.5 (tre)
1996-on	Bluebird U14 series														
1990-on	CEFIRO Cefiro (imported)								RE752 (RE4760) (RE7087)					1996-on Rear STB8098	RE752 - 280mm 16x1 (socket) 14x1.5 (tre)
	EXA - see PULSAR														
	GAZELLE / SYLVIA / 180SX														
10/75-79	Gazelle S10, S11		BJ85 14mm thread 555	SX1121	TE437L 14mm thread LH Thread	TE437R 14mm thread RH Thread	TE438R	TE438L		RH-TR655R (TR413R) LH-TR655L (TR414L)					TE437 - 83mm 14x1.5 female BLD 13.2mm TE438 - 116mm 14x1.5 female BLD 13.2mm bend
3/79-4/81	Gazelle S110, S218		BJ163 555		TE518L 77mm long with bend	TE518R 77mm long with bend	TE519L	TE519R 107mm long with relief bend							
5/81-83	Gazelle S110, S218		BJ4492												

Part Number KEY
 BLUE - item avail ex. stock
 GREEN - under development
 RED - not a normally stocked line
 555 - also avail in 555 brand

		 BALL JOINT UPPER	 BALL JOINT LOWER / KING PIN SET	 IDLER	 TIE ROD END L/H OUTER	 TIE ROD END R/H OUTER	 TIE ROD END L/H INNER	 TIE ROD END R/H INNER	 RACK END	 SIDE ROD	 CENTRE ROD	 DRAG LINK	 PITMAN	 SWAY BAR LINK	
8/83-88	Gazelle S12# series		BJ178		TE560L	TE560R			RE859 imported rack						RE859 - 150mm 16x1 (socket) 14x1.5 (tre) RE907TRW - 166mm 16x1.5 (socket) 14x1.5 (tre)
5/88-91	Gazelle S13# series				TE713 555 95mm long	TE713 555 95mm long			RE857						TE713 - 95mm 12x1.25 RHT Female RE857 - 280mm 16x1.0 (socket) 12x1.25 (tre)
1/91-93	Gazelle S13# series				TE713 555 95mm long	TE713 555 95mm long									TE713 - 95mm 12x1.25 RHT Female
1994-98	Gazelle S14# series		RH-BJ5612R LH-BJ5612L inc. Arm											Front STB8063	
10/88-91	MAXIMA Maxima J30 series		BJ267 (BJ555)		TE4761R	TE4761R			RE752 (RE4760) (RE7087)					Front STB8060 Rear RH-STB7619 LH-STB7618	RE752 - 280mm 16x1 (socket) 14x1.5 (tre)
8/91-1/95	Maxima J30 series		BJ267 (BJ555)		TE4761R	TE4761R			RE752 (RE4760) (RE7087)					Front STB8060 Rear RH-STB7619 LH-STB7618	RE752 - 280mm 16x1 (socket) 14x1.5 (tre)
1995-99	Maxima J30 series		RH-BJ4618R LH-BJ4618L inc. Arm		TE4761R	TE4761R								Front STB8061	
2/91-7/99	Maxima A32		RH-BJ4618R LH-BJ4618L inc. Arm		TE926+14	TE926+14			RE955					Front STB8061	RE955 - 330mm 16x1 (socket) 14x1.5 (tre)
7/00-1/01	Maxima A33								RE1050					Front RH-STB8189 LH-STB8188	RE1050 - 325mm 16x1 (socket) 14x1.5 (tre)
2002-03	Maxima A34				TE4871	TE4871			RE4960 555					Front RH-STB8189 LH-STB8188	
2003-on	Maxima J31				TE4941L 555	TE4941R 555								Front RH-STB7611	


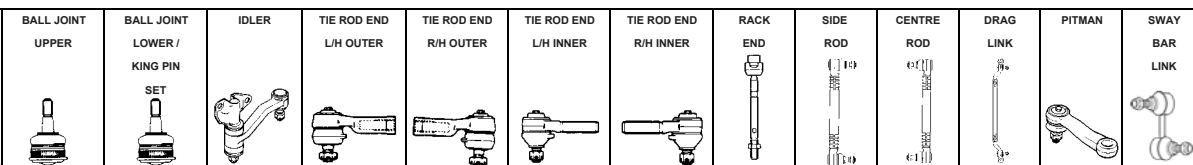


Part Number KEY
 BLUE - item avail ex. stock
 GREEN - under development
 RED - not a normally stocked line
 555 - also avail in 555 brand


		 BALL JOINT UPPER	 BALL JOINT LOWER / KING PIN SET	 IDLER	 TIE ROD END L/H OUTER	 TIE ROD END R/H OUTER	 TIE ROD END L/H INNER	 TIE ROD END R/H INNER	 RACK END	 SIDE ROD	 CENTRE ROD	 DRAG LINK	 PITMAN	 SWAY BAR LINK		
															LH-STB7610 Rear STB7612	
	MICRA															
7/95-98	Micra LX Hatch - manual steer				TE4811 555 (93-on)	TE4811 555 (93-on)			RE7089							RE7089 - 288mm 14x1.5 (socket) 12x1.25 (tre)
7/95-98	Micra LX Hatch - power steer				TE4811 555 (93-on)	TE4811 555 (93-on)			RE913							RE913 - 300mm 16x1 (socket) 12x1.25 (tre)
	NX															
10/91-6/95	NX Coupe		RH-BJ504R LH-BJ505L inc. Arm		TE713 (TE926) 95mm long	TE713 (TE926) 95mm long			RE913							RE913 - 300mm 16x1 (socket) 12x1.25 (tre) TE713 - 95mm 12x1.25 RHT Female
	PINTARA															
8/85-12/91	Pintara R31 - imported steering rack		BJ274		TE714R (TE714P) 235mm long	TE714R (TE714P) 235mm long			RE859 150mm male							RE859 - 150mm 16x1 (socket) 14x1.5 (tre) TE714R - 235mm 14x1.5 RHT Female
6/85-on	Pintara R31 - TRW steering rack		BJ274		TE714T (TE714) 221mm long	TE714T (TE714) 221mm long			RE907TRW (P191006) 165mm male							RE907TRW - 166mm 16x1.5 (socket) 14x1.5 (tre) TE714T - 221mm 14x1.5 RHT Female
8/89-7/92	Pintara U12 front wheel drive - imported steering rack		BJ267 (BJ555) 555		TE665 (TE2225) 12mm thread	TE665 (TE2225) 12mm thread			RE857 12mm thread							12mm RE857 - 280mm 16x1.0 (socket) 12x1.25 (tre)
8/89-7/92	Pintara U12 front wheel drive - TRW rack		BJ286 555		TE739 14x1.5 Female 75mm long	TE739 14x1.5 Female 75mm long			RE1018 (P191013) 310mm male							RE1018 - 310mm 16x1.5 (socket) 14x1.5 (tre) TE739 - 75mm 14x1.5 RHT Female
	PRAIRIE															
8/82-86	Prairie M10		BJ304 (BJ242) 555		TE713 555 95mm long	TE713 555 95mm long			RE857 12mm thread							BJ304 - no thread in bolt mount holes RE857 - 280mm 16x1.0 (socket) 12x1.25 (tre) TE713 - 95mm 12x1.25 RHT Female




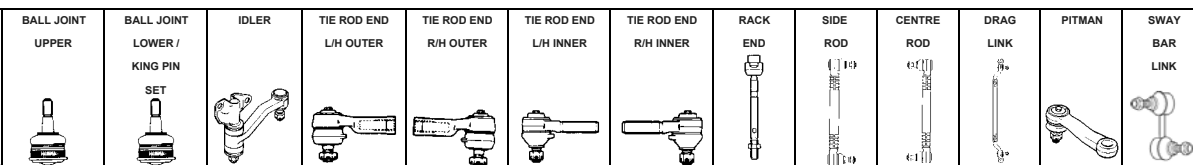
Part Number KEY
 BLUE - item avail ex. stock
 GREEN - under development
 RED - not a normally stocked line
 555 - also avail in 555 brand



Nissan

Year	Model	BALL JOINT UPPER	BALL JOINT LOWER / KING PIN SET	IDLER	TIE ROD END L/H OUTER	TIE ROD END R/H OUTER	TIE ROD END L/H INNER	TIE ROD END R/H INNER	RACK END	SIDE ROD	CENTRE ROD	DRAG LINK	PITMAN	SWAY BAR LINK	Notes	
5/78-4/82	PULSAR (inc. EXA) Pulsar N10,N11 Note: some late N10 models are fitted with TE3600R		BJ181 threaded 555		TE563R 88mm long 555	TE563R 88mm long 555			RE871						BJ181 - threaded bolt mount holes RE871 - 224mm F17x1.25 (socket) 14x1.25 (tre)	
4/82-5/86	Pulsar N12 - imported steering rack		BJ304 (BJ242) 555		TE808R (TE664) 90mm long 555	TE808R (TE664) 90mm long 555			RE857 12mm thread	TR654					BJ304 - no thread in bolt mount holes TR4480 - consists of TE664 / RE857 TE808R - 90mm x 12x1.25 RE857 - 280mm 16x1.0 (socket) 12x1.25 (tre)	
4/82-5/86	Pulsar N12 - TRW steering rack		BJ304 (BJ242) 555		TE808R (TE664) 90mm long 555	TE808R (TE664) 90mm long 555			RE906 (P191001) 12mm thread						BJ304 - no thread in bolt mount holes TE808R - 90mm x 12x1.25 RE906 - 280mm 16x1.5 (socket) 12x1.25 (tre)	
5/86-10/91	Pulsar N13 & EXA KN13 power steer		BJ261 push in or RH-BJ506R LH-BJ507L inc. Arm		TE713 95mm long	TE713 95mm long			RE857 12mm thread	TR684 p/steer or TR665 m/steer					 TE713 - 95mm 12x1.25 RHT Female BJ261 - push in Body dia. 38mm RE857 - 280mm 16x1.0 (socket) 12x1.25 (tre)	
4/88-on	Pulsar N13 power/manual steer - TRW rack		BJ261 push in		TE739 14x1.5 Female 75mm long	TE739 14x1.5 Female 75mm long			RE905 (P191011) 14mm thread					1991-94 Front STB8060	TE739 - 75mm 14x1.5 RHT Female BJ261 - push in Body dia. 38mm RE905 - 292mm 16x1.5 (socket) 14x1.5 (tre)	
10/91-5/96	Pulsar N14 - imported rack		BJ4190 (1990-92) BJ4195 (1992-on) ball joint only or RH-BJ4156 LH-BJ4157 inc. Arm		TE713 (TE926) 95mm long	TE713 (TE926) 95mm long			RE988 (RE7092) 290mm male	TR4740					1991-97 Front STB8192 Rear STB8062	BJ4156/4157 - complete arms ** these are NOT 'Y' shaped arms *** BJ4190 & BJ4195 - check prior to ordering (approx. only change-over year range listed) RE988 - 291mm 16x1 (socket) 12x1.25 (tre) TE713 - 95mm 12x1.25 RHT Female
9/91-10/92	Pulsar N14 - TRW rack		BJ4190 ball joint only or RH-BJ4156 LH-BJ4157 inc. Arm		TE713 (TE926) 95mm long	TE713 (TE926) 95mm long			RE1014 (P191027) 300mm male						1991-97 Front STB8192 Rear STB8062	BJ4156/4157 - complete arms ** these are NOT 'Y' shaped arms *** RE1014 - 302mm 16x1.5 (socket) 12x1.25 (tre) TE713 - 95mm 12x1.25 RHT Female
5/96-2000	Pulsar N15 - 1.6L		RH-BJ5612R LH-BJ5612L		TE713 (TE926)	TE713 (TE926)			RE988 or						RE988 - 293mm 16x1 (socket) 12x1.25 (tre) RE913 - 300mm 16x1 (socket) 12x1.25 (tre)	

Part Number KEY
 BLUE - item avail ex. stock
 GREEN - under development
 RED - not a normally stocked line
 555 - also avail in 555 brand


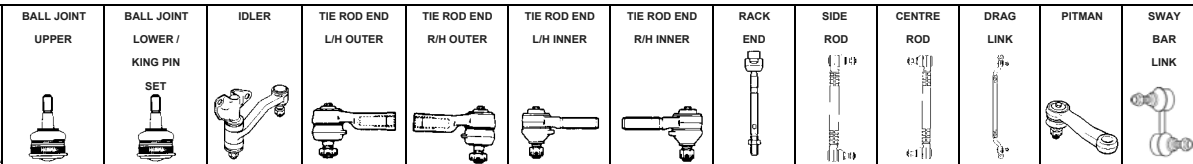


NISSAN

		BALL JOINT UPPER	BALL JOINT LOWER / KING PIN SET	IDLER	TIE ROD END L/H OUTER	TIE ROD END R/H OUTER	TIE ROD END L/H INNER	TIE ROD END R/H INNER	RACK END	SIDE ROD	CENTRE ROD	DRAG LINK	PITMAN	SWAY BAR LINK	
			inc. Arm		(TE3701) 95mm long	(TE3701) 95mm long			RE913 (RE7093)						TE713 - 95mm 12x1.25 RHT Female
5/96-2000	Pulsar N15 - 2.0L		RH-BJ5612R LH-BJ5612L inc. Arm		TE926+14 100mm long	TE926+14 100mm long			RE7081 14x1.5						RE7081 - 290mm 16x1.0 (socket) 14x1.5 (tre)
2000-06	Pulsar N16 - 1.6L		BJ4191 or RH-BJ9067R+ARM LH-BJ9068L+ARM		TE713 (TE926) (TE4871) 95mm long	TE713 (TE926) (TE4871) 95mm long			RE913 (RE7093)						TE713 - 95mm 12x1.25 RHT Female RE913 - 300mm 16x1 (socket) 12x1.25 (tre) BJ4191 - Ball Joint Only - Press In
2000-06	Pulsar N16 - 2.0L		BJ4191 or RH-BJ9067R+ARM LH-BJ9068L+ARM		TE926+14 100mm long	TE926+14 100mm long			RE7423 14X1.5						TE926 - 95mm long BJ4191 - Ball Joint Only - Press In RE7423 - 302mm 16x1.0 (socket) 14x1.5 (tre)
1991-on	SERENA Serena AC23				TE980	TE980			RE955						RE955 - 330mm 16x1 (socket) 14x1.5 (tre)
	SKYLINE														
1977-81	Skyline C210 sedan & coupe		BJ151 555	SX4254 555	TE520L M18x1.5 LHT 555	TE520L M18x1.5 LHT 555	TE521R M18x1.5 RHT 555	TE521R M18x1.5 RHT 555		TR656	TR417 555				TR656 - consists of TE520L / TE521R / AS656 Adjusting sleeve - AS656 (18x1.5) 100mm o/all lgh TE521R - 255mm 18x1.5 U bend in shank TE520L - 98mm 18x1.5 straight
8/81-7/85	Skyline R30 sedan & hatch		RH - BJ515 LH - BJ516 or RH-BJ515R LH-BJ516L inc. Arm	SX1232 NLA idler arm	TE668 LH Thread 555	TE668 LH Thread 555	TE669 M18x1.5 RHT 555	TE669 M18x1.5 RHT 555			TR426 555				TE668 - 97mm 14.1.5 BLD 13.82mm
1986-8/89	Skyline R31 - imported steering rack		BJ274 (40160-41L00)		TE714R (TE714P) 235mm long	TE714R (TE714P) 235mm long			RE859** 150mm or RE955** 330mm	TR4620					TE714R - 235mm 14x1.5 RHT Female ** Rack end - For Skyline full import GTS use RE955 RE859 - 150mm 16x1 (socket) 14x1.5 (tre) RE955 - 330mm 16x1 (socket) 14x1.5 (tre)
1986-8/89	Skyline R31 - TRW steering rack		BJ274 (40160-41L00)		TE714T (TE714) 221mm long	TE714T (TE714) 221mm long			RE907TRW (P191006) 165mm male						RE907TRW - 166mm 16x1.5 (socket) 14x1.5 (tre) TE714T - 221mm 14x1.5 RHT Female
9/89-93	Skyline R32 2WD	LH-SA625L RH-SA625R	BJ291 (BJ6001)		TE926+14 (TE7125)	TE926+14 (TE7125)			RE752 (RE4760)						TE926+14 will not suit GTR-ST - taper different BJ291 - will not suit for 4WD (40160-05U00)




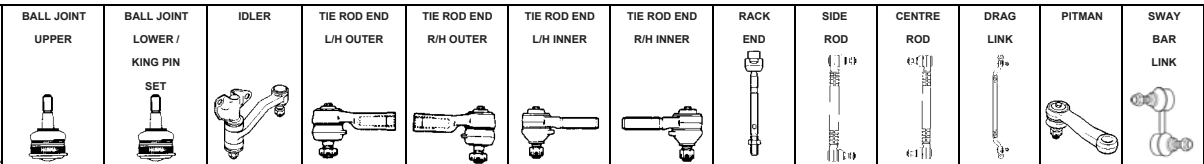
Part Number KEY
 BLUE - item avail ex. stock
 GREEN - under development
 RED - not a normally stocked line
 555 - also avail in 555 brand



Nissan

		BALL JOINT UPPER	BALL JOINT LOWER / KING PIN SET	IDLER	TIE ROD END L/H OUTER	TIE ROD END R/H OUTER	TIE ROD END L/H INNER	TIE ROD END R/H INNER	RACK END	SIDE ROD	CENTRE ROD	DRAG LINK	PITMAN	SWAY BAR LINK	
			(40160-01U01) 41mm OD and BJ5515 (55154-39F00) (REAR)		100mm long	100mm long			(RE7096) RE762 rear			TE926+14  Female 14X1.5 RHT 100mm			RE752 - 280mm 16x1 (socket) 14x1.5 (tre) BJ5515 - GTS only BJ5515 - approx 30mm OD body toward top - tapered BJ5515 & RE762 - Hicas Rear Steering BJ291 - suits front & rear lower control arms BJ5515 - suits for Rear Hicas Ball Joint
1989-92	Skyline R32 4WD	LH-SA625L RH-SA625R	BJ492		TE926+14 (TE7125) 100mm long	TE926+14 (TE7125) 100mm long			RE4710 - 258mm RE752 - 280mm front RE858 rear			BJ5515 			TE926+14 will not suit GTR-ST - taper different BJ291 - will not suit for 4WD (40160-05U00) RE4710 - 258mm 16x1 (socket) 14x1.5 (tre) RE752 - 289mm 16x1(socket) 14x1.5(tre)
8/1993-98	Skyline R33 2WD		BJ291 (BJ6001) (40160-01U01) 41mm OD and BJ5515 (55154-39F00) (REAR)		TE926+14 (TE7125) 100mm long	TE926+14 (TE7125) 100mm long									BJ291 - suits front & rear lower control arms BJ5515 - approx 30mm OD body toward top - tapered BJ5515 - suits for Rear Hicas Ball Joint
8/1993-98	Skyline R33 4WD		BJ492		TE926+14 (TE7125) 100mm long	TE926+14 (TE7125) 100mm long			RE4710						RE4710 - 258mm 16x1.0 (socket) 14x1.5 (tre)
5/1998-2002	Skyline R34 2WD				TE926+14 (TE7125) 100mm long	TE926+14 (TE7125) 100mm long			RE7081						RE7081 - 290mm 16x1.0 (socket) 14x1.5 (tre)
5/1998-2002	Skyline R34 4WD				TE926+14 (TE7125) 100mm long	TE926+14 (TE7125) 100mm long			RE4710						RE4710 - 258mm 16x1.0 (socket) 14x1.5 (tre)
	STANZA														
1977-81	Stanza A10 series inc. Violet		BJ163 555	SX1136 555 2 bolt mount	TE518L TE518R 77mm long with bend	TE519R TE519L 107mm long with relief bend				RH-TR634 LH-TR633 555	see Drag Link	TR558 555			If TRW rack present - no inners etc. required. Instead use rack end P189014
6/81-85	Stanza T11 series		RH-BJ240R LH-BJ240L		TE518L TE518R 77mm long with bend	TE519R TE519L 107mm long with relief bend				TR654 (TR4480)					TR4480 - consists of TE664 / RE857
10/85-on	Stanza T12, T12Y		BJ241		TE665 90mm long	TE665 90mm long				TR683 555					


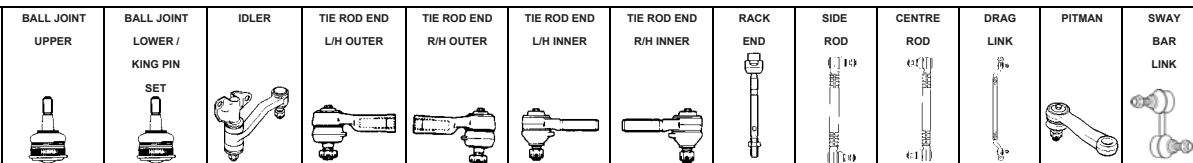
Part Number KEY
 BLUE - item avail ex. stock
 GREEN - under development
 RED - not a normally stocked line
 555 - also avail in 555 brand



		BALL JOINT UPPER	BALL JOINT LOWER / KING PIN SET	IDLER	TIE ROD END L/H OUTER	TIE ROD END R/H OUTER	TIE ROD END L/H INNER	TIE ROD END R/H INNER	RACK END	SIDE ROD	CENTRE ROD	DRAG LINK	PITMAN	SWAY BAR LINK	
1971-77	SUNNY Sunny PB110, PB210, GB211		BJ85 555	SX1121	TE437L 14mm thread LH Thread 83mm long	TE437R 14mm thread RH Thread 83mm long	TE438R (TE603R) RH Thread 116mm long	TE438L (TE603L) LH Thread 116mm long		RH-TR655R (TR413R) LH-TR655L (TR414L)					TR413R - consists of TE437R / TE438L / CR655 Cpmnecting rod - CR655 (14x1.5) 166mm o/all lgth TE437 - 83mm 14x1.5 female BLD 13.2mm TE438 - 116mm 14x1.5 female BLD 13.2mm bend
1978-82	Sunny B310 1.2lt - models with 12mm ball joint mount bolts		BJ176 (short)	SX1136 555 2 bolt mount	TE518L 77mm long with bend	TE518R	TE519R 107mm long with relief bend	TE519L		RH-TR634 LH-TR633 555	TR558 555				
1978-82	Sunny B310 1.4lt, 1.5lt - models with 10mm ball joint mount bolts		BJ163 555 (long)	SX1136 555 2 bolt mount	TE518L 77mm long with bend	TE518R	TE519R 107mm long with relief bend	TE519L		RH-TR634 LH-TR633 555	TR558 555				
	SYLVIA - see GAZELLE														
12/05-on	Tiida Tiida C11		BJ4952 555		TE4951L 555	TE4951R 555			RE4950 p/steer						
	Z series - see 240Z,260Z,280ZX,300ZX														
NISSAN - Commercial															
	1000 UTILITY														
1967-70	Datsun 1000 B10,RB10,VB10,B20 outer's have 12mm thread	BJ89 555	BJ91 555		TE187L 12mm thread	TE187R 12mm thread	TE183R	TE183L							Outer tie rod ends - 12mm thread
1967-70	Datsun 1000 B10,RB10,VB10,B20 outer's have 14mm thread	BJ89 555	BJ91 555		TE437L 14mm thread LH Thread	TE437R 14mm thread RH Thread	TE183R	TE183L							Outer tie rod ends - 14mm thread TE437 - 83mm 14x1.5 female BLD 13.2mm
	1200 UTILITY														
1974-76	Datsun 1200 Ute 120Y, UB210 300kg		BJ92 555	SX1136 555	TE518L 77mm long with bend	TE518R	TE519R 107mm long with relief bend	TE519L			TR412 555				BJ92 mounting holes 41mm centre-to-centre
1976-78	Datsun 1200 Ute 120Y, UB210 300kg		BJ176 4 bolt mount	SX1136 555	TE518L 77mm long with bend	TE518R	TE519R 107mm long with relief bend	TE519L		RH-TR433 LH-TR434	TR412 555				BJ176 mounting holes 51mm centre-to-centre
1978-on	Datsun 1200 Ute				TE518L 77mm long with bend	TE518R	TE519R 107mm long with relief bend	TE519L			TR409 555				
	300C - see NISSAN 240C,260C,280C,300C DATSUN														

NISSAN - Commercial

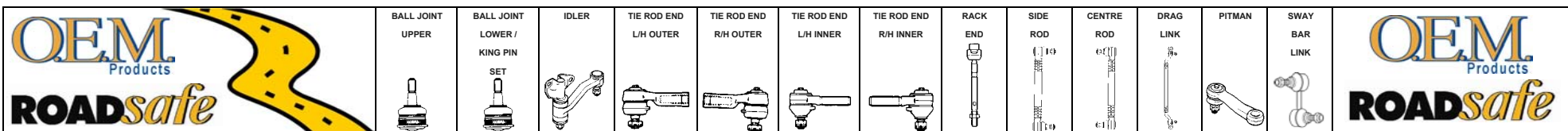
Part Number KEY
 BLUE - item avail ex. stock
 GREEN - under development
 RED - not a normally stocked line
 555 - also avail in 555 brand



	BALL JOINT UPPER	BALL JOINT LOWER / KING PIN SET	IDLER	TIE ROD END L/H OUTER	TIE ROD END R/H OUTER	TIE ROD END L/H INNER	TIE ROD END R/H INNER	RACK END	SIDE ROD	CENTRE ROD	DRAG LINK	PITMAN	SWAY BAR LINK	
1963-72	320, 520, 620, 720, 2WD													
Datsun 320, 520 & 521 Ute 2WD		KX230	SX1151 555	TE671L	TE671R					RH-TR433 LH-TR434	RH-TE546L LH-TE545R			Upper inner arm repair kit - SX1120A King pin set - 0.787" x 4.560" (20x116mm)
1972-8/77	Datsun 620 Ute 2WD													
		KX260	SX1151 555	TE546L	TE545R					RH-TR433 LH-TR434				TE432R&L can be used to replace ends on centre rod
9/77-9/79	Datsun 620 Ute 2WD													
	BJ205 555	RH-BJ206 LH-BJ207 555	SX1152	TE546L	TE545R					RH-TR433 LH-TR434				TE432R&L can be used to replace ends on centre rod BJ206 - 4 bolt mount
9/79-3/83	Datsun 720 2WD													
	BJ205 555	RH-BJ206 LH-BJ207 555	SX1153 555	TE6041 'short' with LH Thread M18x1.5 LHT	TE6041 'long' with RH Thread M18x1.5 LHT	TE6042 'long' with RH Thread M18x1.5 RHT	TE6042 'long' with RH Thread M18x1.5 RHT		TR661	TR614 555				TE6041 - replaces TE604R(OEM) & TE604L(RSV) TE6042 - replaces TE604L(OEM) & TE604R(RSV) TR614 - 740mm c/c ball studs & 525mm c/c holes
4/83-85	Datsun 720 2WD													
	BJ205 555	RH-BJ206 LH-BJ207 555	SX1223 (SX4223R) 555	TE6041 'short' with LH Thread ref. 48521-01W00 M18x1.5 LHT	TE6041 'long' with RH Thread ref. 48520-01W00 M18x1.5 LHT	TE6042 'long' with RH Thread ref. 48520-01W00 M18x1.5 RHT	TE6042 'long' with RH Thread ref. 48520-01W00 M18x1.5 RHT		TR661	TR679				TE6041 - replaces TE604R(OEM) & TE604L(RSV) TE6042 - replaces TE604L(OEM) & TE604R(RSV) BJ205 - 4 bolt mount BLD 16mm
4/80-3/83	720 (4WD)													
Nissan 720 4WD	BJ205 555	RH-BJ206 LH-BJ207 555	SX1217 NLA	TE6041 'short' with LH Thread ref. 48521-01W00 M18x1.5 LHT	TE6041 'short' with LH Thread ref. 48521-01W00 M18x1.5 LHT	TE674R** 18mm thread 555	TE674R** 18mm thread 555		TR663	TR681 NLA				**Tie rod ends - check dimensions TE6041 - replaces TE604R(OEM) & TE604L(RSV) TR681 - 734mm c/c ball studs - tapered holes TR681 - 630mm c/c b/w tapered holes
4/83-85	Nissan 720 4WD - manual steer													
	BJ205 555	BJ2029 (BJ222) 555	SX1224 (SX1309) 555 2 bolt mount	TE675L 555 LH Thread 110mm	TE675R 555 RH Thread 110mm	TE676R 555 LH Thread 160mm	TE676L 555 RH Thread 160mm		RH-TR664R LH-TR664L 555			SX1226 (SX4560) 555		SX1224 - 2 bolt mount with ball stud end SX1224 - 108mm c/c b/w mount holes BJ205 - 4 bolt mount BLD 16mm
4/83-85	Nissan 720 4WD - power steer													
	BJ205 555	BJ2029 (BJ222) 555	SX1225 (SX1308) 555	TE675L 555 LH Thread 110mm	TE675R 555 RH Thread 110mm	TE676R 555 LH Thread 160mm	TE676L 555 RH Thread 160mm		RH-TR664R LH-TR664L 555			SX1227 (SX4561) 555		BJ205 - 4 bolt mount BLD 16mm
C20 - see VANETTE														
CABALL														
1967-72	Caball C240 2ton													
		KX252		TE984 (TE473L) M22x1.5 LHT	TE979 (TE473R) M22x1.5 RHT									King pin set - 25 x 168mm Tie rod end config. different on some models - check thread
1973-76	Caball C240 2ton													
		KX265		TE984 (TE473L)	TE979 (TE473R)									King pin set - 25 x 170mm Tie rod end config. different on some models - check thread

Nissan - Complete

Part Number KEY
 BLUE - item avail ex. stock
 GREEN - under development
 RED - not a normally stocked line
 555 - also avail in 555 brand



Official Nissan


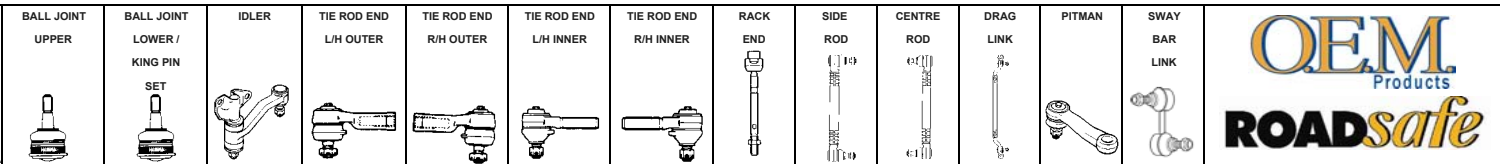
		BALL JOINT UPPER	BALL JOINT LOWER / KING PIN SET	IDLER	TIE ROD END L/H OUTER	TIE ROD END R/H OUTER	TIE ROD END L/H INNER	TIE ROD END R/H INNER	RACK END	SIDE ROD	CENTRE ROD	DRAG LINK	PITMAN	SWAY BAR LINK	
					M22x1.5 LHT	M22x1.5 RHT									
1977-81	Caball C340 2ton		KX266		TE984 (TE473L) M22x1.5 LHT	TE979 (TE473R) M22x1.5 RHT									King pin set - 25 x 172mm <small>Tie rod end config. different on some models - check thread</small>
CABSTAR															
3/76-4/78	Cabstar F20, F21	BJ138 (BJ183)	BJ140 (BJ184)		TE502L (TE570L) 555	TE502R (TE570R) 555				RH-TR636 LH-TR635					TE502L&R - 211mm M20x1.5 with bend
4/78-81	Cabstar F21	BJ138 (BJ183)	BJ140 (BJ184)		TE502L (TE570L) 555	TE502R (TE570R) 555				RH-TR516 LH-TR517					TE502L&R - 211mm M20x1.5 with bend
1982-86	Cabstar PF22, EF22	BJ205 555	RH-BJ206 LH-BJ207 555							RH-TR516 LH-TR517					BJ205 - 4 bolt mount BLD 16mm
all	Cabstar FGH40, KMH40		KX266												King pin set - 25 x 172mm
DX, ST UTILITY (rebadged FALCON)															
1988-90	DX Ute - manual steer	BJ94	BJ75	SX1119	TE548R	TE548R	TE549L	TE549L					SX809 (18901)		Spring saddle (rubber) - XR3388A (single) Camber pin kit - F67 SX1119 - rubber bush's both ends SX1119U - rubber/urethane combination
1988-90	ST Ute - power steer	BJ94	BJ75	SX1119	TE548R	TE548R	TE549L	TE549L					SX809B (18902)		Spring saddle (rubber) - XR3388A (single) Camber pin kit - F67 SX1119 - rubber bush's both ends SX1119U - rubber/urethane combination
E20 - see URVAN															
ESCARGO															
	ESCARGO				TE808R (TE664)	TE808R (TE664)									TE808R - 90mm x 12x1.25
HOMER															
1969-76	Homer T20, T640, T641	BJ138 (BJ183)	BJ140 (BJ184)		TE502L (TE570L) 555	TE502R (TE570R) 555				RH-TR516 LH-TR517					
3/76-4/78	Homer F20, F21	BJ138 (BJ183)	BJ140 (BJ184)		TE502L (TE570L)	TE502R (TE570R)				RH-TR636 LH-TR635					

Part Number KEY
 BLUE - item avail ex. stock
 GREEN - under development
 RED - not a normally stocked line
 555 - also avail in 555 brand

OEM Products ROADsafe		BALL JOINT UPPER	BALL JOINT LOWER / KING PIN SET	IDLER	TIE ROD END L/H OUTER	TIE ROD END R/H OUTER	TIE ROD END L/H INNER	TIE ROD END R/H INNER	RACK END	SIDE ROD	CENTRE ROD	DRAG LINK	PITMAN	SWAY BAR LINK	OEM Products ROADsafe
4/78-1982	Homer F20, F21, F22	BJ205 555	RH-BJ206 LH-BJ207 555		TE502L (TE570L) 555	TE502R (TE570R) 555									BJ205 - 4 bolt mount BLD 16mm
1982-87	H40				TE984 (TE473L) M22x1.5 LHT	TE979 (TE473R) M22x1.5 RHT									Tie rod end config. different on some models - check thread
5/05-on	MURANO Murano 4WD													Front RH-STB7621 LH-STB7620 Rear RH-STB7623 LH-STB7622	RE6795 - 285mm 16x1.0 (socket) 14x1.5 (tre)
1/86-3/97	NAVARA (2WD) Navara D21 series	BJ205 555	BJ244 555	SX4219 (SX1219) 555 3 bolt mount	TE672L 555	TE672L 555	TE673R	TE673R		TR662 555	TR680			Front 8/85-90 STB8068 92-on STB8116	BJ244 - press in Body dia. 52mm BLD 19.65mm BJ205 - 4 bolt mount BLD 16mm
4/97-11/05	Navara D22 series	BJ4821 press in 555	BJ244 555	SX4219 (SX1219) 555 3 bolt mount	TE4821 Male LHT M18x1.5 555	TE4821 Male LHT M18x1.5 555	TE4822 RH Thread Male 555	TE4822 RH Thread Male 555		TR4820 555					Tie Rod Ends - Check Threads - various arrangements have been identified. BJ244 - press in Body dia. 52mm BLD 19.65mm
4/97-11/05	Navara D22 Pickup/Utility	BJ4821 press in 555	BJ244 555	SX4219 (SX1219) 555 3 bolt mount	TE4831 RH Thread Female 555	TE4831 RH Thread Female 555	TE4832 LH Thread Female 555	TE4832 LH Thread Female 555							Tie Rod Ends - Check Threads - various arrangements have been identified. BJ244 - press in Body dia. 52mm BLD 19.65mm
9/05-09	Navara D40	BJ4981 555	BJ4982 43.25mm OD 555		TE4981L 555 16x1.5 Built in Spain 14x1.5 Built in Thailand - TBA	TE4981R 555 16x1.5 Built in Spain				RE6671 p/steer - suit Vin VSK# Built in Spain (16x1.5) or RE6505 suit Vin MNT# Built in Thailand (5/08-on) (14x1.5)					BJ4982 - small OD (43.25mm) - if larger OD required see BJ4992 (45.15mm) RE6671 - 218mm 20x1.0 (socket) 16x1.5 (tre) RE6505 - 218mm 16x1.5 (socket) 14x1.5 (tre)
09-on	Navara D40		BJ4982 43.25mm OD 555												



Part Number KEY
 BLUE - item avail ex. stock
 GREEN - under development
 RED - not a normally stocked line
555 - also avail in 555 brand




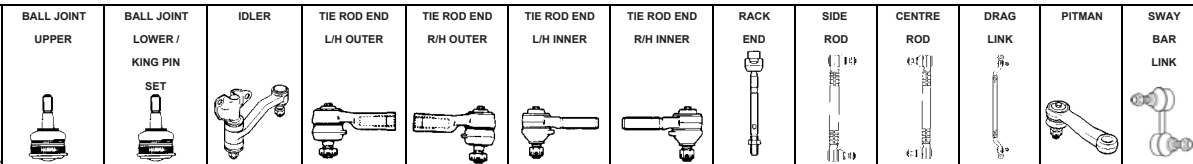
Nissan - Commercial

NAVARA (4WD)

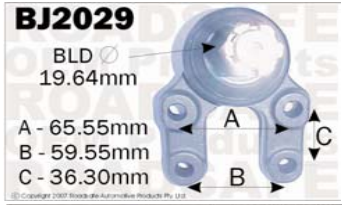
8/85-90	Navara D21 series	BJ205 555	BJ2029 (BJ222) 555	SX4221 (SX1221) 555 3 bolt mount	TE703R (TE703) RH Thread 555	TE703R (TE703) RH Thread 555	TE704L (TE704) LH Thread 555	TE704L (TE704) LH Thread 555		TR677 555	TR4680 (TR678)			Front 8/85-90 STB8068	SX4221 - 3 mounting holes TR4680 - 790mm overall length BJ205 - 4 bolt mount BLD 16mm
1990-8/92	Navara D21 series	BJ205 (BJ824) 555	BJ2029 (BJ222) (BJ825) 555	SX4221 (SX1221) 555 3 bolt mount	TE704L (TE704) BLD-13.3mm BHD-15mm or TE752 (TE4752) BLD-14.5mm BHD-16mm LH Thread	TE703R (TE703) or TE751 (TE4751) RH Thread	TE703R (TE703) or TE751 (TE4751) RH Thread	TE704L (TE704) or TE752 (TE4752) LH Thread		TR677 555	TR4680 (TR678)	TR4680 only suits TE703/TE704 tie rod ends or TR4680N (TR5625) TR4680N only suits TE751/TE752 tie rod ends		Front 8/85-90 STB8068 92-on STB8116	Tie Rod Ends - if taper on TE703/TE704 is too small - use TE751/TE752 BJ2029 - 4 bolt mount BLD 19.64mm TE751 - 127mm 16x1.5 BLD 14.5mm TE752 - 127mm 16x1.5 BLD 14.5mm <i>NOTE - TRW/OEM used to reference TE751 for Toyota Camry - confirm vehicle application if ordered by part number</i>
9/92-4/97	Navara D21 series	BJ205 (BJ824) 555	BJ2029 (BJ222) (BJ825) 555	SX4221 (SX1221) 555 3 bolt mount	TE752 (TE4752) BLD-14.5mm BHD-16mm LH Thread 555	TE751 (TE4751) BHD-16mm RH Thread 555	TE751 (TE4751) BHD-16mm RH Thread 555	TE752 (TE4752) LH Thread 555			TR4680N (TR5625)		SX8525 to 8/93 SX8526 9/93-on	Front 8/85-90 STB8068 92-on STB8116	Tie Rod Ends - Check Threads - various arrangements have been identified. BJ2029 - 4 bolt mount BLD 19.64mm TE751 - 127mm 16x1.5 BLD 14.5mm TE752 - 127mm 16x1.5 BLD 14.5mm
4/97-11/05	Navara D22 series	BJ4821 555 press in	BJ4802 (BJ4832) 555	SX2625 555 idler arm	TE4832 LH Thread Female 95mm 555	TE4831 RH Thread Female 95mm 555	TE4831 RH Thread Female 95mm 555	TE4832 LH Thread Female 95mm 555			TR2625 (TR2265)	connects steering box to idler			Tie Rod Ends - Check Threads - various arrangements have been identified. BJ4802 - Body OD 43.05mm screw on nut
2006-08	Navara D22 series	BJ4821 press in	BJ4802 555	SX2625 or SX2626 different tapers	TE4831 RH Thread	TE4831 RH Thread	TE4832 LH Thread	TE4832 LH Thread			TR2625 (TR2265)				SX2625 taper - 13-15mm & 79mm to arm SX2626 taper - 13-15-14mm & 81.5mm to arm

Part Number KEY
 BLUE - item avail ex. stock
 GREEN - under development
 RED - not a normally stocked line
 555 - also avail in 555 brand

Copyright © 2011
 Copyright Roadsafe Automotive
 Products Pty. Ltd. © 2011
 All Rights Reserved. E.&O.E.




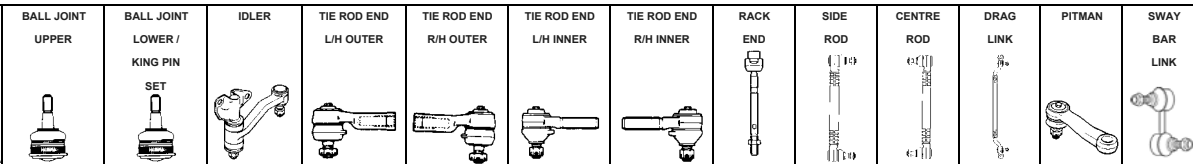
9/05-on	Navara D40	BJ4991 (thread) 42.10mm OD 555	BJ4992 (spigot) 45.15mm OD 555		TBA	TBA			RE6671 p/steer - suit Vin VSK# Built in Spain (16x1.5) or RE6505 suit Vin MNT# Built in Thailand (5/08-on) (14x1.5)										RE6671 - 218mm 20x1.0 (socket) 16x1.5 (tre) RE6505 - 218mm 16x1.5 (socket) 14x1.5 (tre) Coil Strut Spacer 25mm - CSSNAV25 Coil Strut Spacer 35mm - CSSNAV35 Recovery Tow Point - RPNAV40
07-on	Navara D40T	BJ4981 555 BLD 14.94	BJ2524 555 (spigot) 43.2mm OD		TE2518L 555	TE2518R 555			RE2585 555										



NOMAD																			
6/81-8/85	Nomad WSC22	BJ210 3 bolt mount 555	BJ211 555	SX1156 555	TE3647R 85mm long 555	TE3647L 85mm long 555	TE3649L 108mm long 555	TE3649R 108mm long 555			RH-TR446 LH-TR447 555	TR4640 (TR430)	DL302 555 840mm						DL302 - manual steering only DL302 - overall length 840mm
9/85-88	Nomad CG22	BJ210 3 bolt mount 555	BJ211 555	SX4263 555	TE3647R 85mm long 555	TE3647L 85mm long 555	TE3649L 108mm long 555	TE3649R 108mm long 555			RH-TR446 LH-TR447 555	TR4640 (TR430)	DL302 555 840mm						DL302 - manual steering only DL302 - overall length 840mm

Commercial - Nissan

Part Number KEY
 BLUE - item avail ex. stock
 GREEN - under development
 RED - not a normally stocked line
 555 - also avail in 555 brand



Nissan Commercial

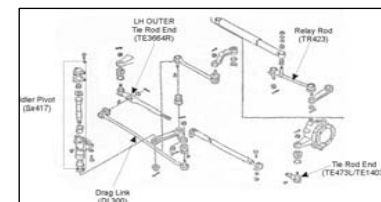
Year	Model	BALL JOINT UPPER	BALL JOINT LOWER / KING PIN SET	IDLER	TIE ROD END L/H OUTER	TIE ROD END R/H OUTER	TIE ROD END L/H INNER	TIE ROD END R/H INNER	RACK END	SIDE ROD	CENTRE ROD	DRAG LINK	PITMAN	SWAY BAR LINK	Notes
12/86-9/99	Nomad C22, C23 Wagon, Seriena, Vanette		BJ211 555												
PATHFINDER / TERRANO															
8/86-93	Pathfinder WD21, VD21 4WD	BJ205 555	BJ2029 (BJ222) 555	SX4221 (SX1221) 555 3 bolt mount	TE703R (TE703) RH Thread 555	TE703R (TE703) RH Thread 555	TE704L (TE704) LH Thread 555	TE704L (TE704) LH Thread 555		TR677 555	TR4680 (TR678)			Front STB8190 Rear STB8115	BJ205 - 4 bolt mount BLD 16mm
9/92-10/95	Pathfinder HYD21 4WD	BJ205 (BJ824) 555 4 bolt mount	BJ2029 (BJ222) (BJ825) 555	SX4221 (SX1221) 555 3 bolt mount	TE751 (TE4751) (TE985) RH Thread 555	TE751 (TE4751) (TE985) RH Thread 555	TE752 (TE4752) (TE982) LH Thread 555	TE752 (TE4752) (TE982) LH Thread 555			TR4680N (TR5625)				Tie Rod Ends - Check Threads - various arrangements have been identified. BJ2029 - 4 bolt mount BLD 19.64mm TE751 - 127mm 16x1.5 BLD 14.5mm TE752 - 127mm 16x1.5 BLD 14.5mm
11/95-6/05	Pathfinder R50 4WD	not required	BJ815 (BJ2483) 3 bolt mount 555		TE4831 (TE2480) (TE4352) 95mm female RHT	TE4831 (TE2480) (TE4352)			RE7424 (RE2483)					1996-01 Front STB8114 Rear STB8115 2002-on Front STB8191 Rear STB8115	Strut Front End - no upper ball joint required RE7424 - 345mm 20x1.5 (socket) 14x1.5 (tre)
7/05-on	Pathfinder R51 4WD - not R51M -	BJ4981 555 REAR BJ5453	BJ4992 press in (spigot) 45.15mm OD 555 REAR BJ5452		TE4981L 555 16x1.5 Built in Spain 14x1.5 Built in Thailand - TBA	TE4981R 555			RE6671 p/steer - suit Vin VSK# Built in Spain (16x1.5) or RE6505 suit Vin MNT# Built in Thailand (5/08-on) (14x1.5)					REAR RH-STB8838 LH-STB8839	RE6671 - 218mm 20x1.0 (socket) 16x1.5 (tre) RE6505 - 218mm 16x1.5 (socket) 14x1.5 (tre)
PATROL (Safari)															
1965-80	Patrol G60 series 4WD LEAF FRONT - LEAF REAR				TE984 (TE473L) 22mm LH Thread	TE984 (TE473L) 22mm LH Thread									
4/80-10/87	Patrol MQ/MK 4WD - manual steer			SX417	TE3664R	TE984					TR411	DL300	SX5310		TE3664R - has hole to accept drag link



Part Number KEY
 BLUE - item avail ex. stock
 GREEN - under development
 RED - not a normally stocked line
 555 - also avail in 555 brand

OEM Products ROADsafe		BALL JOINT UPPER	BALL JOINT LOWER / KING PIN SET	IDLER	TIE ROD END L/H OUTER	TIE ROD END R/H OUTER	TIE ROD END L/H INNER	TIE ROD END R/H INNER	RACK END	SIDE ROD	CENTRE ROD	DRAG LINK	PITMAN	SWAY BAR LINK	OEM Products ROADsafe
	LEAF FRONT - LEAF REAR														
		<p>MQ/MK Patrol Idler Pivot SX417 New Parts Reference Yes! It's Finally Available!! Available Now! VIC - Phone 1300 651 555 Fax 1300 651 555 QLD - Phone 1300 651 555 Fax 1300 651 555</p>		steering idler kit	drag link hole	(TE473L) 22mm LH Thread or TE1403 12/82-on - 25mm					Relay Rod 322mm has hole (no pin to damper)	(DL680) 705mm 555			
4/80-10/87	Patrol MQ/MK 4WD - power steer LEAF FRONT - LEAF REAR			SX417 steering idler kit	TE3664R drag link hole	TE984 (TE473L) 22mm LH Thread or TE1403 12/82-on - 25mm	<p>322mm TR423 (TR560) 15.7mm BLD 270mm DL300 (DL680) 15.75mm BLD offset 90° 705mm TR411 15.8mm BLD 14.2mm 322mm</p>			TR423 (TR560) Relay Rod 322mm has pin 555	DL300 (DL680) 705mm 555	SX5311			TE3664R - has hole to accept drag link
11/87-10/91	Patrol GQ Y60 4WD - UTE / TRAY LEAF FRONT - LEAF REAR				TE3664R drag link hole long (228mm) MALE	TE1403 25mm LH Thread short (170mm) MALE					TR423 Relay Rod 555 322mm has pin	DL300 (DL680) 705mm 555	SX5307 p/steer or SX5308 m/steer	Rear Only STB7632 (12mm stud) standard or STB8828 extended to suit 200mm lift	TR423 - relay rod 322mm has pin for damper STB7632 - 12mm stud if 10mm stud needed see STB8192 1/2" Drive Hub Socket GQ 54mm - 4H500 Swivel Hub Repair Kit - SHBK13B Radius Arm to Chassis Rubber Bush - S0500R Radius Arm to Diff Rubber Bush - S0501R Transmission Spacer Kit - GQTSK Recovery Tow Point - RPPAT01


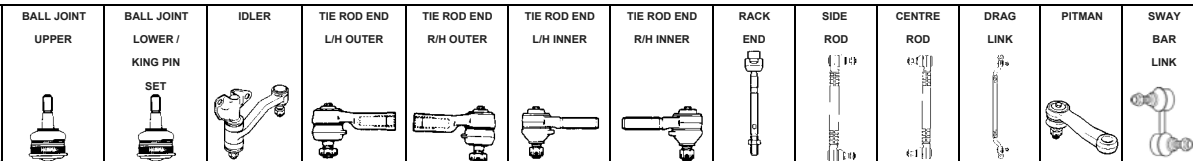
Leaf Front has Straight Bolt




11/87-6/92	Patrol GQ Y60 4WD - WAGON COIL FRONT - COIL REAR				TE984 (TE473L) 22mm LH Thread MALE	TE979 (TE473R) 22mm RH Thread MALE					DL700S adjustable	SX5306 m/steer	F&R STB7632 (12mm stud) or STB8192 (10mm stud) standard or	Adjustable Panhard Rod front - APR004 Adjustable Panhard Rod rear - APR005 Rear Lower Trailing Arm +11mm - NPTA11B Rear Lower Trailing Arm +16mm - NPTA16B Rear Upper Trailing Arm Adjustable - NPTA43B Rear Upper T/Arm Long Range Tank & 2" lift - NPTA47B Rear Trailing Arm Rubber Bush - S0498R 1/2" Drive Hub Socket GQ 54mm - 4H500
		<p>GQ Panhard Drag Link New Super Heavy Duty Design Available! DL700SHD Greaseable Female Ends Redesigned Damper Bracket & Trailing Arm</p>									DL700SHD 34mm OD Rod Female Ends			
											DL704			
														<p>ADJ PANHARD ROD APR004 - Front 830-920mm APR005 - Rear 980-1065mm</p>

Part Number KEY
 BLUE - item avail ex. stock
 GREEN - under development
 RED - not a normally stocked line
 555 - also avail in 555 brand

Copyright © 2011
 Copyright Roadsafe Automotive
 Products Pty. Ltd. © 2011
 All Rights Reserved. E.&O.E.



COMMERCIAL



Complete Track Rod to suit GQ Y60 up to 5/01 (coil/coil wagon & ute) and GU Y61 6/01 to current (coil front).

Track Rod (also known as Tie Rod) runs Behind the Front Diff & is supplied complete with HD Tie Rod Ends.

Part Numbers:


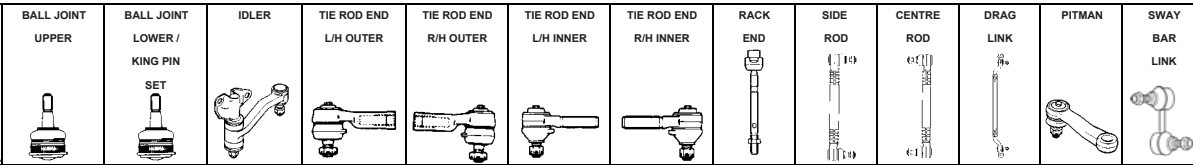
[DL704 - GQ](#)

[DL706 - GU](#)

Year	Model	TE135L	TE135R	APR005	NPTA11	NPTA16	S0498R	4H500	4H501	DL700S	DL700SHD	DL704	SX5309	F&R	STB7632	STB8192	STB8828	
7/92-on	Patrol GQ Y60 DX 4WD - WAGON Patrol GQ Y60 4WD - TRAY COIL FRONT - COIL REAR	female 123mm LH Thread FEMALE	female 123mm RH Thread FEMALE	11mm longer than standard suit for up to 2" lift	11mm longer than standard suit for up to 2" lift	16mm longer than standard suit for up to 2"-6" lift	Pictures Display Bushing Fitted in the Arm. suits NPTA11 & NPTA16			adjustable	34mm OD Rod Female Ends	Track Rod runs behind front diff		F&R Adjustable Panhard Rod front - APR004 Adjustable Panhard Rod rear - APR005 Rear Lower Trailing Arm +11mm - NPTA11B Rear Lower Trailing Arm +16mm - NPTA16B Rear Upper Trailing Arm Adjustable - NPTA43B Rear Upper T/Arm Long Range Tank & 2" lift - NPTA47B Rear Trailing Arm Rubber Bush - S0498R 1/2" Drive Hub Socket GQ 54mm - 4H500	(12mm stud) or (10mm stud) standard	or standard	extended to suit 200mm lift	Swivel Hub Repair Kit - SHBKT13B Radius Arm to Chassis Rubber Bush - S0500R Radius Arm to Diff Rubber Bush - S0501R Panhard Rod Rubber Bush GQ - Diff End - S0502R GQ Panhard Rod Rubber Bush - Chassis End - S0503R Drop Box - LHS - GUDBL Drop Box - RHS - GUDBR Transmission Spacer Kit - GQTSK Recovery Tow Point - RPPAT01
8/93-98	Patrol GQ Y60 4WD - WAGON COIL FRONT - COIL REAR	TE984 (TE473L) 22mm LH Thread MALE	TE979 (TE473R) 22mm RH Thread MALE							adjustable	34mm OD Rod Female Ends	Track Rod runs behind front diff	SX5309	F&R Adjustable Panhard Rod front - APR004 Adjustable Panhard Rod rear - APR005 Rear Lower Trailing Arm +11mm - NPTA11B Rear Lower Trailing Arm +16mm - NPTA16B Rear Upper Trailing Arm Adjustable - NPTA43B Rear Upper T/Arm Long Range Tank & 2" lift - NPTA47B Rear Trailing Arm Rubber Bush - S0498R 1/2" Drive Hub Socket late GQ Pins - 4H501	(12mm stud) or (10mm stud) standard	or standard	extended to suit 200mm lift	Swivel Hub Repair Kit - SHBKT13B (for 54mm Hub Tool) Radius Arm to Chassis Rubber Bush - S0500R Radius Arm to Diff Rubber Bush - S0501R Panhard Rod Rubber Bush GQ - Diff End - S0502R GQ Panhard Rod Rubber Bush - Chassis End - S0503R Drop Box - LHS - GUDBL Drop Box - RHS - GUDBR Transmission Spacer Kit - GQTSK

Part Number KEY
 BLUE - item avail ex. stock
 GREEN - under development
 RED - not a normally stocked line
 555 - also avail in 555 brand

Copyright © 2011
 Copyright Roadsafe Automotive
 Products Pty. Ltd. © 2011
 All Rights Reserved. E.&O.E.



NASC - COEOLUR

Year	Model	TE ROD END L/H OUTER	TE ROD END R/H OUTER	TE ROD END L/H INNER	TE ROD END R/H INNER	RACK END	SIDE ROD	CENTRE ROD	DRAG LINK	PITMAN	SWAY BAR LINK	Notes
11/99-on	Patrol GQ Y60 4WD - TRAY COIL FRONT - LEAF REAR	TE4891L male 20x1.5 LH Thread MALE	TE4891R male 20x1.5 RH Thread MALE						DL700S adjustable DL700SHD 34mm OD Rod Female Ends DL704 Track Rod runs behind front diff			Recovery Tow Point - RPPAT01 Adjustable Panhard Rod front - APR004 1/2" Drive Hub Socket GQ 54mm - 4H500 or 1/2" Drive Hub Socket late GQ Pins - 4H501 Swivel Hub Repair Kit - SHBKT13B (for 54mm Hub Tool) or Radius Arm to Chassis Rubber Bush - S0500R Radius Arm to Diff Rubber Bush - S0501R Panhard Rod Rubber Bush GQ - Diff End - S0502R GQ Panhard Rod Rubber Bush - Chassis End - S0503R Drop Box - LHS - GUDBL Drop Box - RHS - GUDBR Transmission Spacer Kit - GQTSK Recovery Tow Point - RPPAT01
10/97-5/01	GU Y61 - series 1	TE4891L male 20x1.5 LH Thread MALE	TE4891R male 20x1.5 RH Thread MALE						DL710S adjustable DL706 Track Rod runs behind front diff			Adjustable Panhard Rod front - APR004 Adjustable Panhard Rod rear - APR005 Rear Lower Trailing Arm +11mm - NPTA11B Rear Std. Rear Lower Trailing Arm +16mm - NPTA16B RH-STB7634 Rear Upper Trailing Arm Adjustable - NPTA43B LH-STB7633 Rear Upper T/Arm Long Range Tank & 2" lift - NPTA47B Rear Trailing Arm Rubber Bush - S0498R 1/2" Drive Hub Socket late GQ Pins - 4H501 Radius Arm to Chassis Rubber Bush - S0500R Radius Arm to Diff Rubber Bush - S0501R Panhard Rod Rubber Bush GQ - Diff End - S0502R GQ Panhard Rod Rubber Bush - Chassis End - S0503R Drop Box - LHS - GUDBL Drop Box - RHS - GUDBR Radius Arm Spacer Washer Kit - RASWNIS Rear Door Wheel Mount Assy Kit - GUWMA Recovery Tow Point - RPPAT01
6/01-8/04	GU Y61 - series 2	TE8520L female 120mm LH Thread FEMALE	TE8520R female 120mm RH Thread FEMALE						DL710S adjustable DL706 Track Rod runs behind front diff			Adjustable Panhard Rod front - APR028 Adjustable Panhard Rod rear - APR029 Rear Lower Trailing Arm +11mm - NPTA11B Rear Std. Rear Lower Trailing Arm +16mm - NPTA16B RH-STB7634 Rear Upper Trailing Arm Adjustable - NPTA43B LH-STB7633 Rear Upper T/Arm Long Range Tank & 2" lift - NPTA47B Rear Trailing Arm Rubber Bush - S0498R 1/2" Drive Hub Socket late GQ Pins - 4H501 Radius Arm to Chassis Rubber Bush - S0500R Radius Arm to Diff Rubber Bush - S0501R Drop Box - LHS - GUDBL

ROADsafe AWD New Parts Reference June 2011

Patrol Trailing Arms

We've Upgraded the Weld Thickness on our Patrol Rear Lower Trailing Arms. Genuine cap 30mm, our original replacements were 30mm - but new stock starting to come through now are on awesome 36mm weld thickness.

Part No. NPTA11B Patrol GQ 60 Rear Lower Trailing Arm Heavy Duty - Standard Length Rubber Bushings Sold Individually

Part No. NPTA11B Patrol GQ 60 Rear Lower Trailing Arm Heavy Duty - Heavy Extended Rubber Bushings Sold Individually

Part No. NPTA16B Patrol GQ 60 Rear Lower Trailing Arm Heavy Duty - Standard Length Rubber Bushings Sold Individually

Part No. NPTA16B Patrol GQ 60 Rear Lower Trailing Arm Heavy Duty - Heavy Extended Rubber Bushings Sold Individually

Available Now!

VIC - Phone 1300 651 551 Fax 1300 651 451
QLD - Phone 1300 559 086 Fax 1300 559 842

ROADsafe AWD New Parts Reference June 2011

Patrol Trailing Arms

No! This Bend is not meant to be there!

Standard Genuine Roadsafe Heavy Duty

Check out the Comparison...

Available Now!

VIC - Phone 1300 651 551 Fax 1300 651 451
QLD - Phone 1300 559 086 Fax 1300 559 842

S0498R Rear Trailing Arm Bushings GQ GU Patrol

4H501

Pictures Display Bushing Fitted in the Arm. suits NPTA11 & NPTA16

© Copyright 2011 Roadsafe Automotive Products Pty. Ltd.




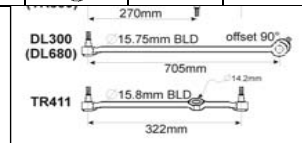
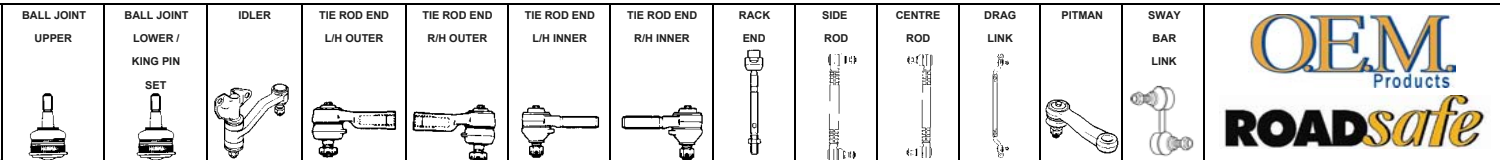
Complete Track Rod to suit GQ Y60 up to 5/01 (coil/coil wagon & ute) and GU Y61 6/01 to current (coil front).

Track Rod (also known as Tie Rod) runs Behind the Front Diff & is supplied complete with HD Tie Rod Ends.

Part Numbers:

Part Number KEY
 BLUE - item avail ex. stock
 GREEN - under development
 RED - not a normally stocked line
 455 - also avail in 555 brand

Copyright © 2011
 Copyright Roadsafe Automotive Products Pty. Ltd. © 2011
 All Rights Reserved. E.O.E.


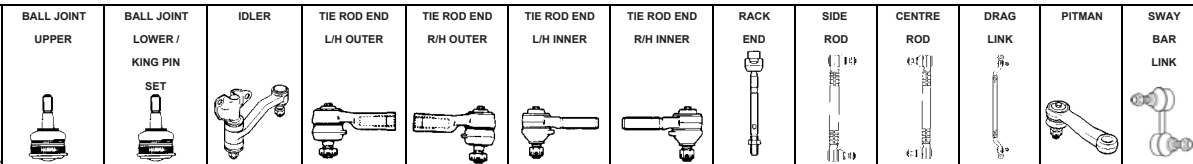


Year	Model	BJ304	BJ91	BJ92	BJ176	BJ176	SX1135	SX1135	TE808R	TE808R	TE187L	TE187R	TE183R	TE183L	TE440L	TE440R	TE4092L	TE4092R	TE518L	TE518R	TE519R	TE519L	RH-TR659R	LH-TR659L	RH-TR660R	LH-TR660L	TR409	TR409	TR558	Notes
1982-on	Pulsar Van VB11 500kg	BJ304 (BJ242) 555							TE808R (TE664) 555	TE808R (TE664) 555																				BJ304 - 3 bolt mount TE808R - 90mm x 12x1.25
1966-70	Sunny Truck B20	BJ89 555	BJ91 555						TE187L 12mm thread	TE187R 12mm thread	TE183R	TE183L																		
1971-75	Sunny Truck B120		BJ92 555				SX1135		TE440L	TE440R	TE4092L	TE4092R											RH-TR659R	LH-TE659L			TR409 555			
10/75-on	Sunny Truck B120, B121, B122		BJ176				SX1135		TE518L	TE518R	TE519R	TE519L											RH-TR660R	LH-TR660L			TR409 555			
1978-83	Sunny Van VB310 350kg		BJ176				SX1136 555		TE518L	TE518R	TE519R	TE519L																	TR558 555	

Part Number KEY
 BLUE - item avail ex. stock
 GREEN - under development
 RED - not a normally stocked line
 555 - also avail in 555 brand

		BALL JOINT UPPER	BALL JOINT LOWER / KING PIN SET	IDLER	TIE ROD END L/H OUTER	TIE ROD END R/H OUTER	TIE ROD END L/H INNER	TIE ROD END R/H INNER	RACK END	SIDE ROD	CENTRE ROD	DRAG LINK	PITMAN	SWAY BAR LINK
	TERRANO - see PATHFINDER TRUCK													
1971-75	Junior 140,N140 (1600) 30cwt truck	BJ138 (BJ183)	BJ140 (BJ184)											
1972-on	Nissan UG780 / TK10		KX123											
	Nissan UD Truck CMA86 & 87		KX133											
1979-on	Nissan UD Truck CD50/51, CW50/51, PD, RD				TE677L 555	TE677R 555								
	Nissan CU40 / CD		KX136											
1979-84	CWA45, CW40, CK11, GVW 24000kg		KX264											King pin set - 47 x 239mm
	URVAN													
74-11/75	Urvan E20	BJ138 (BJ183)	BJ140 (BJ184)		TE502L (TE570L) 555	TE502R (TE570R) 555				RH-TR636 (TR636R) LH-TR635 (TR635L)				
11/75-78	Urvan E20, E21, E22, E23	BJ138 (BJ183)	BJ140 (BJ184)		TE502L (TE570L) 555	TE502R (TE570R) 555				RH-TR636 (TR636R) LH-TR635 (TR635L)				TR636 - 420mm long TR635 - 420mm long
1978-86	Urvan E20, E21, E22, E23	BJ205 555	RH-BJ206 LH-BJ207		TE502L (TE570L)	TE502R (TE570R)				RH-TR516 (TR638R)				TR516 - 390mm long TR517 - 390mm long

Part Number KEY
 BLUE - item avail ex. stock
 GREEN - under development
 RED - not a normally stocked line
 555 - also avail in 555 brand


















		BALL JOINT UPPER	BALL JOINT LOWER / KING PIN SET	IDLER	TIE ROD END L/H OUTER	TIE ROD END R/H OUTER	TIE ROD END L/H INNER	TIE ROD END R/H INNER	RACK END	SIDE ROD	CENTRE ROD	DRAG LINK	PITMAN	SWAY BAR LINK	
			555		555	555				LH-TR517 (TR637L)					BJ205 - 4 bolt mount BLD 16mm
1987-93	Urvan E24 2WD	BJ205 555	BJ244 555		TE859 555 LH Thread	TE858 555 RH Thread	TE858 555 RH Thread	TE859 555 LH Thread		TR445 NLA	TR429 NLA	DL301 NLA			TE859 - LH thread TE858 - RH thread BJ244 - press in Body dia. 52mm BLD 19.65mm BJ205 - 4 bolt mount BLD 16mm
2001-on	Urvan E25		BJ4972		TE4971	TE4971			RE4970 555						
	VANETTE, C20														
1968-76	Vanette C80, SC80 series 3500kg		KX251		TE437L LH Thread	TE437R RH Thread									King pin set - 30 x 183mm TE437 - 83mm 14x1.5 female BLD 13.2mm
1975-78	Vanette C20, C21	BJ208 555	BJ209	SX1154	TE187R 555	TE187R 555	TE187L	TE187L		TR610 555		DL400 NLA			BJ208 - 2 bolt mount
10/78-6/81	Vanette C120, C121 excl. Z/LD20	BJ208 555	BJ211 555	SX1155 555	TE437R RH Thread	TE437L LH Thread	TE438L LH Thread	TE438R RH Thread		RH-TR612 LH-TR613	TR407 555	DL401			TE437 - 83mm 14x1.5 female BLD 13.2mm TE438 - 116mm 14x1.5 female BLD 13.2mm bend
6/81-9/85	Vanette C120, C122 incl. Z/LD20	BJ210 3 bolt mount 555	BJ211 555	SX1156 555	TE437R RH Thread	TE437L LH Thread	TE438L LH Thread	TE438R RH Thread		RH-TR612 LH-TR613	TR407 555 740mm	DL401 400mm			TE437 - 83mm 14x1.5 female BLD 13.2mm TE438 - 116mm 14x1.5 female BLD 13.2mm bend
9/85-93	Vanette C22	BJ210 3 bolt mount 555	BJ211 555	SX4263 555	TE3647R 85mm long 555	TE3647L 85mm long 555	TE3649L 108mm long 555	TE3649R 108mm long 555		RH-TR446 LH-TR447 555	TR4640 (TR430)	DL302 m/steer only length 840mm			DL302 - overall length 840mm - m/steer only check tie rod end orientation prior to ordering
1993-on	Vanette				TE713 (TE926)	TE713 (TE926)									TE713 - 95mm 12x1.25 RHT Female
	X TRAIL														
10/01-06	X Trail - T30				TE4831 (TE873)	TE4831 (TE873)			RE4910 555					Front RH-STB8232 LH-STB8231	
07-on	X Trail - T31, T31N		BJ4942 555		TE8400L 555	TE8400R 555			RE7423 or RE7425						RE7423 - 302mm 16x1.0 (socket) 14x1.5 (tre) RE7425 - 246mm 22x1.5 (socket) 14x1.5 (tre) Check Rack End Dimensions Before Ordering

OLDSMOBILE															
1941-60	Oldsmobile - all models		KX26		TE52R	TE52R									
















ROADSAFE

Part Number KEY
 BLUE - item avail ex. stock
 GREEN - under development
 RED - not a normally stocked line
 555 - also avail in 555 brand

		 BALL JOINT UPPER	 BALL JOINT LOWER / KING PIN SET	 IDLER	 TIE ROD END L/H OUTER	 TIE ROD END R/H OUTER	 TIE ROD END L/H INNER	 TIE ROD END R/H INNER	 RACK END	 SIDE ROD	 CENTRE ROD	 DRAG LINK	 PITMAN	 SWAY BAR LINK		
1961-72	Cutlass, Cutlass Supreme Classic, F85, Vista Cruiser, Calais	BJ54	BJ55 or BJ55OS (oversize)		TE52R	TE52R										
1973-74	Omega	BJ54	BJ55 or BJ55OS (oversize)		TE52R	TE52R										
1973-88	Cutlass, Cutlass Supreme Classic, F85, Vista Cruiser, Calais	BJ487 (10268)	BJ488 (305-153)	18765 (1973-74) 18799 (1978-88)	TE2019R	TE2019R	TE2020L	TE2020L								
PEUGEOT																
9/99-on	205 series				TE1718	TE1718										
9/99-3/07	206 series				TE2220 (TE434R)	TE2219 (TE435R)			RE9531 ZF Pinion							RE9531 - For 206 with ZF Pinion
1/94-9/03	306 series - power steer		BJ581		TE1741 (TE3638R)	TE1741 (TE3638R)			RE2834 (RE3437)							RE2834 - 368mm 12x1.0 (socket) F14x1.5 (tre)
12/01-on	307 series								RE9531							
2/89-8/96	405 series								RE7089							RE7089 - 288mm 14x1.5 (socket) 12x1.25 (tre)
1999-on	406 series		BJ989		TE534R	TE534R			RE9233 (RE3540)							
1968-80	504 to chassis# 3221370		BJ894RK repair kit only		TE9918K repair kit only	TE1741 (TE3638R)										TE9918K - repair kit only
1974-84	504 sedan & wagon - to chassis# 3692053		BJ894RK repair kit only		TE1741 (TE3638R)	TE1741 (TE3638R)										BJ894RK - repair kit only up to '82 BJ894 - complete assembly for '82 on
1974-84	504 sedan & wagon - from chassis# 3692054		BJ894 complete assembly		TE1741 (TE3638R)	TE1741 (TE3638R)										BJ894RK - repair kit only up to '82 BJ894 - complete assembly for '82 on


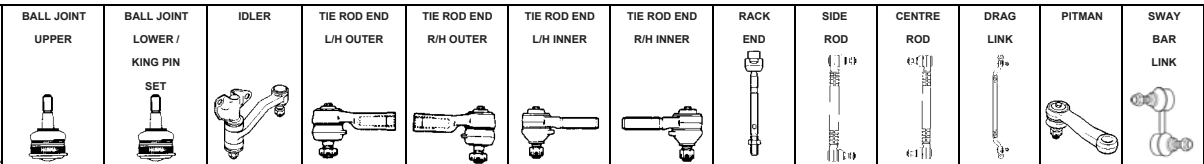
Part Number KEY
 BLUE - item avail ex. stock
 GREEN - under development
 RED - not a normally stocked line
 555 - also avail in 555 brand

o
t

		 BALL JOINT UPPER	 BALL JOINT LOWER / KING PIN SET	 IDLER	 TIE ROD END L/H OUTER	 TIE ROD END R/H OUTER	 TIE ROD END L/H INNER	 TIE ROD END R/H INNER	 RACK END	 SIDE ROD	 CENTRE ROD	 DRAG LINK	 PITMAN	 SWAY BAR LINK		
505 series																
1979-93	505 sedan & wagon - to chassis# 1341364		BJ894RK repair kit only		TE1741 (TE3638R)	TE1741 (TE3638R)				RE6401 (RE7099)						BJ894RK - repair kit only up to '82 BJ894 - complete assembly for '82 on
1979-93	505 sedan & wagon - from chassis# 1341365		BJ894 complete assembly		TE1741 (TE3638R)	TE1741 (TE3638R)				RE6401 (RE7099)						BJ894RK - repair kit only up to '82 BJ894 - complete assembly for '82 on
604 series																
1975-84	604 sedan & wagon - to chassis# 6607525		BJ894RK repair kit only		TE1741 (TE3638R)	TE1741 (TE3638R)										BJ894RK - repair kit only up to '82 BJ894 - complete assembly for '82 on
1975-84	604 sedan & wagon - from chassis# 6607526		BJ894 complete assembly		TE1741 (TE3638R)	TE1741 (TE3638R)										BJ894RK - repair kit only up to '82 BJ894 - complete assembly for '82 on
605 series																
1999-on	605 series		BJ989		TE434R	TE435R										
PLYMOUTH																
1957-74	all models	BJ8		SX1103A NLA	TE173R Male	TE173R Male	TE173L Male	TE173L Male								
1965-78	Fury	BJ8			TE173R	TE173R	TE173L	TE173L								
1960-72	Barracuda	BJ18														
1972-74	Barracuda, Cuda	BJ8			TE173R	TE173R	TE173L	TE173L								
1970-73	Belvedere, Satellite, Roadrunner	BJ8			TE173R	TE173R	TE173L	TE173L								
PONTIAC																
1941-48	Series 24,25,26,27,28 all models		KX26 NLA	SX1028 NLA	TE52R	TE52R										
1949-54	Series 20 & 22 all models		KX20 NLA	SX1019 NLA	TE57R	TE57R	TE57L	TE57L								
1949-52	Chieftain, Streamliner, Silver Streak Series 25,27		KX26 NLA	SX1028 NLA	TE52R	TE52R										
1953-57	Chieftain, Star Chief, Streamliner, Super Chief				TE52R	TE52R										
1955-57	Laurentian, Pathfinder (Canadian origin)	BJ70														
1958-70	Custom Sport, Fleet, Laurentian, Parisienne, Pathfinder, Safari, Strato Chief, Super Sport	BJ70	BJ71		ES378L	ES378L	ES378R	ES378R								

P
o
n
t
i
a
c
















Part Number KEY
 BLUE - item avail ex. stock
 GREEN - under development
 RED - not a normally stocked line
 555 - also avail in 555 brand


















		BALL JOINT UPPER	BALL JOINT LOWER / KING PIN SET	IDLER	TIE ROD END L/H OUTER	TIE ROD END R/H OUTER	TIE ROD END L/H INNER	TIE ROD END R/H INNER	RACK END	SIDE ROD	CENTRE ROD	DRAG LINK	PITMAN	SWAY BAR LINK	
	(Canadian origin)														
1969-72	Grand Prix	BJ54	BJ55 or BJ55OS (oversize)												
1971-74	Ventura	BJ54	BJ55 or BJ55OS (oversize)												
	BONNEVILLE, etc.														
1971-76	Bonneville, Catalina, Grandville, Grand Safari	BJ487 (10268)	BJ488 (305-153)	18765 (1973-76)	ES403R	ES403R									
1977-81	Bonneville, Catalina, Grandville (RWD)	BJ487 (10268)	BJ488 (305-153)	18799	TE2019R (ES2019R)	TE2019R (ES2019R)	TE2020L (ES2020L)	TE2020L (ES2020L)							
1982-86	Bonneville, Catalina, Grandville (RWD)	BJ487 (10268)	BJ488 (305-153)	18799											
	FIREBIRD, TRANSAM														
1967	Firebird, Transam	BJ54	BJ55 or BJ55OS (oversize)	18718											
1968	Firebird, Transam	BJ54	BJ55 or BJ55OS (oversize)	18718	ES381R	ES381R									
1969	Firebird, Transam	BJ54	BJ55 or BJ55OS (oversize)												
1970-75	Firebird, Transam	BJ487 (10268)	BJ488 (305-153)	18753 (1972-75)	ES404R	ES404R									
1976-81	Firebird, Transam	BJ487 (10268)	BJ488 (305-153)	18753	ES441R	ES441R									
1982-92	Firebird, Transam	BJ487 (10268)	BJ488 (305-153)	18832	ES2226R	ES2226R									
1993-96	Firebird, Transam		BJ488 (305-153)												
	GTO, LeMANS														

Pontiac
















Part Number KEY
 BLUE - item avail ex. stock
 GREEN - under development
 RED - not a normally stocked line
 555 - also avail in 555 brand

		 BALL JOINT UPPER	 BALL JOINT LOWER / KING PIN SET	 IDLER	 TIE ROD END L/H OUTER	 TIE ROD END R/H OUTER	 TIE ROD END L/H INNER	 TIE ROD END R/H INNER	 RACK END	 SIDE ROD	 CENTRE ROD	 DRAG LINK	 PITMAN	 SWAY BAR LINK		
1964-72	GTO, LeMans, Grand AM	BJ54	BJ55													
1973-81	GTO, LeMans, Grand AM	BJ487 (10268)	BJ488 (305-153)	18765 (1973-74) 18799 (1978-88)												
PORSCHE																
1963-70	Porsche 901, 911		BJ9114		TE9112R M14x1.5 RH Thread	TE9112R										
1970-89	Porsche 911, 911 Cabrio, 911 Targa		BJ9119 or BJ9117 (2.2T & 2.3T)		TE9112R M14x1.5 RH Thread	TE9112R										
1970-89	Porsche 911 Turbo - 3.3 SC		BJ9119		TE9302R M14x1.5 RH Thread	TE9302R			RE9303 M14x1.5 RHT							
1989-93	Porsche 911, 911 Cabrio, 911 Targa		BJ9644		TE9642R M14x1.5 RH Thread	TE9642R										
1993-on	Porsche 911, 911 Cabrio		BJ9939		TE9133R M14x1.5 RH Thread	TE9131R			RE9931						Tie Rod Assy inc. TE9131R + RE9931 = TR9334 Tie Rod Assy inc. TE9133R + RE9931 = TR9335	
1969-75	Porsche 914		BJ9113		TE9112R M14x1.5 RH Thread	TE9112R										
1975-77	Porsche 924, 924 Turbo - power steer	BJ3227			TE7111 female	TE7111 female			RE7110							BJ3227 - 15mm
1975-77	Porsche 924, 924 Turbo - manual steer	BJ3227			TE7118 male	TE7118 male			RE7119							BJ3227 - 15mm
1978-85	Porsche 924, 924 Turbo - power steer	BJ2022			TE7111 female	TE7111 female			RE7110							BJ2022 - 3 bolt mount spigot style 17mm
1978-85	Porsche 924, 924 Turbo - manual steer	BJ2022			TE7118 male	TE7118 male			RE7119							BJ2022 - 3 bolt mount spigot style 17mm
1977-85	Porsche 928, 928S		BJ7112		TE7115	TE7115			RE6624							RE6624 - 270mm 16x1.5 (socket) F14x1.5 (tre)
1985-on	Porsche 928				TE7115	TE7115			RE6624							RE6624 - 270mm 16x1.5 (socket) F14x1.5 (tre)

Part Number KEY
 BLUE - item avail ex. stock
 GREEN - under development
 RED - not a normally stocked line
 555 - also avail in 555 brand
















		 BALL JOINT UPPER	 BALL JOINT LOWER / KING PIN SET	 IDLER	 TIE ROD END L/H OUTER	 TIE ROD END R/H OUTER	 TIE ROD END L/H INNER	 TIE ROD END R/H INNER	 RACK END	 SIDE ROD	 CENTRE ROD	 DRAG LINK	 PITMAN	 SWAY BAR LINK		
1981-89	Porsche 944 from chassis# DN402645 power steer	BJ2022			TE3226	TE3226			RE7120							BJ2022 - 3 bolt mount spigot style 17mm
1981-89	Porsche 944 from chassis# DN402645 manual steer	BJ2022			TE7118 male	TE7118 male			RE7119							BJ2022 - 3 bolt mount spigot style 17mm
1999-on	Porsche Boxster															
PROTON																
5/95-2002	Persona, Wira, M21 - sedan & coupe		BJ285		TE730R	TE730R			RE6402						Rear STB7522	RE6402 - 329mm 14x1.5 (socket) 12x1.25 (tre)
2/97-2002	Satria Gti - hatchback		BJ285						RE6402							RE6402 - 329mm 14x1.5 (socket) 12x1.25 (tre)
12/01/2002	Waja - sedan															
2/2003-on	Jumbak (C97P)								RE6402							RE6402 - 329mm 14x1.5 (socket) 12x1.25 (tre)
RAMBLER - see AMC																
RANGE ROVER - see LANDROVER																
RELIANT																
	Scimitar SE4-8															
	Scimitar SS1															
RENAULT																
	R12, R15, R16, R17															
1969-77	Renault R12	BJ105	BJ106		TE1415L	TE1415R	TE4297	TE4297								
1973-77	Renault R15, R17	BJ105	BJ106		TE1415L	TE1415R	TE4297	TE4297								
1968-78	Renault R16	BJ107	BJ108		TE1135L	TE1135R	TE4297	TE4297								
	R18, R19, R20, R25															
1980-83	R18 GTS	BJ105	BJ886		TE1707	TE1707	14 x 1.5mm RH Thread		RE4193							
1991-on	R19 TXE, RT		BJ885		TE2174	TE2173										
1976-80	R20TL - to chassis# 160600	BJ332	BJ813		TE1767	TE1767										TE1767 - 14x1.5mm LH Thread

Part Number KEY
 BLUE - item avail ex. stock
 GREEN - under development
 RED - not a normally stocked line
 555 - also avail in 555 brand

		 BALL JOINT UPPER	 BALL JOINT LOWER / KING PIN SET	 IDLER	 TIE ROD END L/H OUTER	 TIE ROD END R/H OUTER	 TIE ROD END L/H INNER	 TIE ROD END R/H INNER	 RACK END	 SIDE ROD	 CENTRE ROD	 DRAG LINK	 PITMAN	 SWAY BAR LINK		
					LH Thread	LH Thread										
1977-83	R20TS - to chassis# 48700	BJ2020	BJ795		TE1768 14 x 1.5mm RH Thread	TE1768 14 x 1.5mm RH Thread										6mm fixing
1977-83	R20TS - from chassis# 48701	BJ2020	BJ830		TE1768 14 x 1.5mm RH Thread	TE1768 14 x 1.5mm RH Thread										7mm fixing
11/83-92	R25	BJ4295	BJ4281		TE1768 14 x 1.5mm RH Thread	TE1768 14 x 1.5mm RH Thread									RE2021	RE2021 - 190mm 14x1.5 (tre)
CLIO																
12/01-9/04	Clio		BJ3023													
ESPACE																
1984-90	Espace I	BJ887 11/84-11/87	BJ886 11/84-11/87		TE1768 14 x 1.5mm RH Thread	TE1768 14 x 1.5mm RH Thread									RE6302	RE6302 - 205mm 14x1.5 (tre)
1991-10/96	Espace II	BJ4295	BJ4281		TE1768 14 x 1.5mm RH Thread	TE1768 14 x 1.5mm RH Thread									RE6431	RE6431 - 205mm 14x1.5 (tre)
FUEGO																
1982-86	Fuego	BJ887	BJ886		TE1768 14 x 1.5mm RH Thread	TE1768 14 x 1.5mm RH Thread									RE4193	
LAGUNA																
9/93-2/01	Laguna I				TE1056L	TE1055R									RE6648	RE6648 - 282mm 12x1.0 (socket) 14x1.5 (tre)
3/01-10/06	Laguna II		BJ3977		TE1217L	TE1218R									RE2102	
11/06-9/07	Laguna II		BJ3103		TE1217L	TE1218R									RE2102	
10/07-on	Laguna III				TE1320L	TE1321R									RE1163	
MEGANE																
5/01-9/03	Megane														RE6689	RE6689 - 230mm 14x1.5 (socket) 14x1.5 (tre)
10/03-on	Megane X84														RE6729	
9/02-1/03	Megane II		BJ3952 16mm spigot		TE1240L	TE1241R									RE4448	RE6689 - 230mm 14x1.5 (socket) 14x1.5 (tre)

4-55307
















Part Number KEY
 BLUE - item avail ex. stock
 GREEN - under development
 RED - not a normally stocked line
 455 - also avail in 555 brand

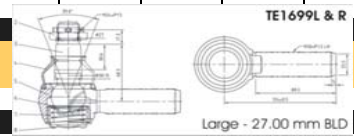
		 BALL JOINT UPPER	 BALL JOINT LOWER / KING PIN SET	 IDLER	 TIE ROD END L/H OUTER	 TIE ROD END R/H OUTER	 TIE ROD END L/H INNER	 TIE ROD END R/H INNER	 RACK END	 SIDE ROD	 CENTRE ROD	 DRAG LINK	 PITMAN	 SWAY BAR LINK		
2/03-on	Megane II		BJ3953 18mm spigot		TE1240L	TE1241R			RE4448							
RILEY																
1957-65	1.5 litre				TE126R	TE126R										
1961-69	Elf	BJ29 repair kit	BJ29 repair kit		TE179R	TE179R										BJ29 - Ball joint repair kit
1965-69	Kestrel 1100,1300	BJ37 repair kit	BJ38 repair kit		TE179R	TE179R										BJ37 - Ball joint repair kit BJ38 - Ball joint repair kit
ROCKWELL AXLES																
	17101,FG931,FG933,FG941,FG943 14600lb axle - king pin set with metal bush and 5.44" stud centre-to-end tie rod ends or with 5.75" stud centre-to-ends tie rod ends		K582		310-222 (5.44") or 310-229 (5.75")	310-223 (5.44") or 310-228 (5.75")										King pin set with metal bushes - 1.7935" x 10.392"
	17101,FG931,FG933,FG941,FG943 14600lb axle - king pin set with composite bush and 5.44" stud centre-to-end tie rod ends or with 5.75" stud centre-to-end tie rod ends		K583		310-222 (5.44") or 310-229 (5.75")	310-223 (5.44") or 310-228 (5.75")										King pin set with composite bushes - 1.7935" x 10.392"
	FH901 16000lb & FL901 18000lb axle		300-210		310-229	310-228										Twin keyway king pin set with metal bushes - 1.9985" x 11.04"
	FF931 9000lb & FF931 12000lb axle		300-232		310-222	310-223										Twin keyway king pin set with metal bushes - 1.793" x 10.39"
	FL931 & FL933 - 16000/18000/20000lb axles with 7.37" stud centre-to-end tie rod ends or 5.75" stud centre-to end tie rod ends		300-216		310-283 (7.37") or 310-229 (5.75")	310-284 (7.37") or 310-228 (5.75")										Twin keyway king pin set with metal bushes - 1.999" x 11.21"
ROVER																
1948-64	Series 60,75,80,90,95,100,105,110				TE79L	TE79R							RH-TE79L LH-TE79L			Centre Rod - ends only TE79L & TE79R
1963-78	2000,2000TC,3500,3500S Coil Spring Suspension	BJ109	BJ110							DL1138						Centre Rod - ends only TE449L & TE449R

Rockwell

Rover
















Part Number KEY
 BLUE - item avail ex. stock
 GREEN - under development
 RED - not a normally stocked line
 555 - also avail in 555 brand

		 BALL JOINT UPPER	 BALL JOINT LOWER / KING PIN SET	 IDLER	 TIE ROD END L/H OUTER	 TIE ROD END R/H OUTER	 TIE ROD END L/H INNER	 TIE ROD END R/H INNER	 RACK END	 SIDE ROD	 CENTRE ROD	 DRAG LINK	 PITMAN	 SWAY BAR LINK		
11/06-on	9-3 series - 1.9L turbo Diesel TRW Rack								RE6681							RE6681 - 309mm 18x1.5 (socket) 14x1.5 (tre)
11/97-on	9-5 series								RE6764							
SCANIA																
	Scania				TE1699L BLD 28mm	TE1699R BLD 28mm										
SCOUT - see INTERNATIONAL TRUCKS																
SEAT																
CORDOBA																
11/93 - 10/95	Cordoba - manual steer		BJ7365		TE9303R	TE9812R			RE9803							
11/93 - 10/95	Cordoba - power steer		BJ7365		TE9303R	TE9812R			RE8803							
11/95-12/99	Cordoba SX		BJ7365		TE2281	TE2282			RH - RE2804 LH - RE2803							
11/95-12/99	Cordoba excl. SX		BJ7365		TE2281	TE2282			RH - RE2806 LH - RE2805							
IBIZA																
to 5/1984	Ibiza				TE415R	TE415R			RE2913							14 X 1.5
6/84-6/86	Ibiza				TE2406R	TE2406R			RE2449							12 X 1.5
7/86-6/93	Ibiza				TE2406R	TE2406R			RE9832							
8/93 - 10/95	Ibiza excl. 1.3 - manual steer		BJ7365		TE9303R	TE9812R			RE9803							
8/93 - 10/95	Ibiza excl. 1.3 - power steer		BJ7365		TE9303R	TE9812R			RE8803							
11/95-on	Ibiza GTI		BJ7365		TE2281	TE2282			RH - RE2804 LH - RE2803							
11/95-on	Ibiza excl. GTI		BJ7365		TE2281	TE2282			RH - RE2806 LH - RE2805							
TOLEDO																
3/91-96	Toledo - manual steer		BJ7365		TE9303R	TE9812R			RE9803							



S
E
A
T

Part Number KEY
 BLUE - item avail ex. stock
 GREEN - under development
 RED - not a normally stocked line
 555 - also avail in 555 brand

		 BALL JOINT UPPER	 BALL JOINT LOWER / KING PIN SET	 IDLER	 TIE ROD END L/H OUTER	 TIE ROD END R/H OUTER	 TIE ROD END L/H INNER	 TIE ROD END R/H INNER	 RACK END	 SIDE ROD	 CENTRE ROD	 DRAG LINK	 PITMAN	 SWAY BAR LINK		
3/91-96	Toledo - power steer		BJ7365		TE9303R	TE9812R			RE8803							
1/97-on	Toledo		BJ3485		TE9303R	TE9812R			RE3532							
SINGER																
1961-67	Vogue Mk I,II,III,IV (wishbone suspension)	BJ31 NLA	BJ32 NLA		TE125L	TE125L	TE125R	TE125R								
1961-63	Gazelle IIIC	BJ30 NLA	KX185 NLA		TE125L	TE125L	TE125R	TE125R								
1963-67	Gazelle V,VI (wishbone suspension)	BJ31 NLA	BJ32 NLA		TE125L	TE125L	TE125R	TE125R								
1967-70	Gazelle, Vogue (strut suspension)		BJ56	SX1130	TE125L	TE125L	TE125R	TE125R								SX1130 - Idler arm support assembly
SOARER - see TOYOTA Soarer																
SSANGYONG																
1993-on	Musso		BJ3011						RE7104 96-98							RE7104 - 290mm 16x1.5 (socket) 14x1.5 (tre)
7/98-on	Korando								RE911							RE911 - 291mm 16x1.5 (socket) 14x1.5 (tre)
STUDEBAKER																
1951-62	Champion, Commander, Hawk, Lark, President with short outer tie rod ends	SX76 NLA	SX75 NLA		310-220	310-221	310-221	310-220								
1962-63	All models except Avanti with long outer tie rod ends	SX76 NLA	SX75 NLA				310-220	310-220								
SUBARU																
1400 series																
1971-76	1400 sedan, coupe, wagon		BJ308		TE815R	TE815R										
1600 series																
1976-80	1600 sedan, coupe, wagon		BJ308		TE815R	TE815R										
BRUMBY																
1978-80	Brumby 1600 Ute 4x4		BJ308		TE815R	TE815R			RE7012							RE7012 - 300mm F16x1.5 (socket) 14x1.5 (tre)

REGIS

E7050

Part Number KEY
 BLUE - item avail ex. stock
 GREEN - under development
 RED - not a normally stocked line
 - also avail in 555 brand

		 BALL JOINT UPPER	 BALL JOINT LOWER / KING PIN SET	 IDLER	 TIE ROD END L/H OUTER	 TIE ROD END R/H OUTER	 TIE ROD END L/H INNER	 TIE ROD END R/H INNER	 RACK END	 SIDE ROD	 CENTRE ROD	 DRAG LINK	 PITMAN	 SWAY BAR LINK																				
									Female 300mm long																									
1980-94	Brumby 1800 Ute 4x4		BJ315 (BJ257)		TE816L (TE694L) 555	TE816R (TE694R) 555			RE860 Female 250mm long						RE860 - 250mm F16x1.5 (socket) 14x1.5 (tre)																			
	FORESTER																																	
3/97-5/02	Forester 197-L02		BJ4141 555		TE8665 or can use TE2975	TE8665 or can use TE2974			RE1023 (RE6405) (RE82975)	Subaru Rack Ends alter depending upon model code. <table border="1"> <thead> <tr> <th>Part No.</th> <th>Length</th> <th>Socket</th> <th>TRE</th> </tr> </thead> <tbody> <tr> <td>RE7106</td> <td>307</td> <td>14x1.5</td> <td>14x1.5</td> </tr> <tr> <td>RE1023</td> <td>310</td> <td>14x1.5</td> <td>14x1.5</td> </tr> <tr> <td>RE6413</td> <td>318</td> <td>14x1.5</td> <td>14x1.5</td> </tr> <tr> <td>RE7105</td> <td>320</td> <td>16x1.5</td> <td>14x1.5</td> </tr> </tbody> </table> Please check Rack Ends prior to Ordering.			Part No.	Length	Socket	TRE	RE7106	307	14x1.5	14x1.5	RE1023	310	14x1.5	14x1.5	RE6413	318	14x1.5	14x1.5	RE7105	320	16x1.5	14x1.5	1998-02 Front STB8106 Rear STB8107	RE1023 - 310mm 14x1.5 (socket) 14x1.5 (tre) TE8665 - straight TE2974/75 - bent
Part No.	Length	Socket	TRE																															
RE7106	307	14x1.5	14x1.5																															
RE1023	310	14x1.5	14x1.5																															
RE6413	318	14x1.5	14x1.5																															
RE7105	320	16x1.5	14x1.5																															
5/02-2/08	Forester 102 SG		BJ4141 555		TE8665 or can use TE2975	TE8665 or can use TE2974			RE7105 (RE82995) (RE7412)						2003-on Front STB8196	RE7105 - 320mm 16x1.5 (socket) 14x1.5 (tre) TE8665 - straight TE2974/75 - bent																		
3/2008-2011	Forrester SH																																	
	IMPREZA																																	
4/93-9/00	Impreza - GC3, GC8, GF5, GF8		BJ4141 555		TE8665 (straight) or TE2975 (curved) <i>check prior to ordering</i>	TE8665 (straight) or TE2974 (curved)			RE1023 (RE6405) (RE3414) (RE82975)	Subaru Rack Ends alter depending upon model code. <table border="1"> <thead> <tr> <th>Part No.</th> <th>Length</th> <th>Socket</th> <th>TRE</th> </tr> </thead> <tbody> <tr> <td>RE7106</td> <td>307</td> <td>14x1.5</td> <td>14x1.5</td> </tr> <tr> <td>RE1023</td> <td>310</td> <td>14x1.5</td> <td>14x1.5</td> </tr> <tr> <td>RE6413</td> <td>318</td> <td>14x1.5</td> <td>14x1.5</td> </tr> <tr> <td>RE7105</td> <td>320</td> <td>16x1.5</td> <td>14x1.5</td> </tr> </tbody> </table> Please check Rack Ends prior to Ordering.			Part No.	Length	Socket	TRE	RE7106	307	14x1.5	14x1.5	RE1023	310	14x1.5	14x1.5	RE6413	318	14x1.5	14x1.5	RE7105	320	16x1.5	14x1.5	1993-01 Sed/Wgn Rear STB8106 Rear STB8107	RE1023 - 310mm 14x1.5 (socket) 14x1.5 (tre) TE8665 - straight TE2974/75 - bent
Part No.	Length	Socket	TRE																															
RE7106	307	14x1.5	14x1.5																															
RE1023	310	14x1.5	14x1.5																															
RE6413	318	14x1.5	14x1.5																															
RE7105	320	16x1.5	14x1.5																															
1998-00	Impreza		BJ4141 555		TE8665 or can use TE2975	TE8665 or can use TE2974			RE7106 (RE8665)						1993-01 Sed/Wgn Rear STB8106 Rear STB8107	RE7106 - 307mm 14x1.5 (socket) 14x1.5 (tre) TE8665 - straight TE2974/75 - bent																		
	IMPREZA WRX																																	
2/94-00	Impreza WRX		BJ4141 555		TE8665 (straight) or TE2975 (curved) <i>check prior to ordering</i>	TE8665 (straight) or TE2974 (curved)			RE1023 (RE6405) (RE3414) (RE82975)	Subaru Rack Ends alter depending upon model code. <table border="1"> <thead> <tr> <th>Part No.</th> <th>Length</th> <th>Socket</th> <th>TRE</th> </tr> </thead> <tbody> <tr> <td>RE7106</td> <td>307</td> <td>14x1.5</td> <td>14x1.5</td> </tr> <tr> <td>RE1023</td> <td>310</td> <td>14x1.5</td> <td>14x1.5</td> </tr> <tr> <td>RE6413</td> <td>318</td> <td>14x1.5</td> <td>14x1.5</td> </tr> <tr> <td>RE7105</td> <td>320</td> <td>16x1.5</td> <td>14x1.5</td> </tr> </tbody> </table> Please check Rack Ends prior to Ordering.			Part No.	Length	Socket	TRE	RE7106	307	14x1.5	14x1.5	RE1023	310	14x1.5	14x1.5	RE6413	318	14x1.5	14x1.5	RE7105	320	16x1.5	14x1.5	1993-01 Sed/Wgn Rear STB8106 Rear STB8107	RE1023 - 310mm 14x1.5 (socket) 14x1.5 (tre) TE8665 - straight TE2974/75 - bent
Part No.	Length	Socket	TRE																															
RE7106	307	14x1.5	14x1.5																															
RE1023	310	14x1.5	14x1.5																															
RE6413	318	14x1.5	14x1.5																															
RE7105	320	16x1.5	14x1.5																															
















555

Part Number KEY
 BLUE - item avail ex. stock
 GREEN - under development
 RED - not a normally stocked line
 555 - also avail in 555 brand















		 BALL JOINT UPPER	 BALL JOINT LOWER / KING PIN SET	 IDLER	 TIE ROD END L/H OUTER	 TIE ROD END R/H OUTER	 TIE ROD END L/H INNER	 TIE ROD END R/H INNER	 RACK END	 SIDE ROD	 CENTRE ROD	 DRAG LINK	 PITMAN	 SWAY BAR LINK																								
2001	Impreza WRX				TE8665	TE8665			RE6413						RE6413 - 318mm 14x1.5 (socket) 14x1.5 (tre) TE8665 - straight																							
12/02-05	Impreza WRX - GDA, GGA		BJ4141 555		TE8665	TE8665			RE1023 (RE82975)						RE1023 - 310mm 14x1.5 (socket) 14x1.5 (tre) TE8665 - straight																							
10/99-05	Impreza WRX Sti - GDB		BJ4141 555		TE8665	TE8665			RE1023 (RE82975)						RE1023 - 310mm 14x1.5 (socket) 14x1.5 (tre) TE8665 - straight																							
05-on	Impreza WRX - GDE, GGE		BJ4141 555		TE8665	TE8665			RE7105 (RE7412) (RE82995)				Front STB8106 Rear STB7752		RE7105 - 320mm 16x1.5 (socket) 14x1.5 (tre) TE8665 - straight																							
10/05-on	Impreza WRX Sti - GDF		BJ4141 555		TE8665	TE8665			RE7105 (RE7412) (RE82995)						RE7105 - 320mm 16x1.5 (socket) 14x1.5 (tre) TE8665 - straight																							
LEGACY (OUTBACK)																																						
1990-92	Legacy BC2, BC3, BC4, BC5		BJ4141 555		TE2975 555	TE2974 555			RE1023 (RE6405) (RE82975)					Front STB8106	RE1023 - 310mm 14x1.5 (socket) 14x1.5 (tre) TE2974/75 - bent straight tre's will not suit																							
1993-94	Legacy		BJ4141 555		TE8665 or can use TE2975	TE8665 or can use TE2974			RE1023 (RE6405) (RE82975)	<table border="1"> <thead> <tr> <th colspan="4">Subaru Rack Ends alter depending upon model code.</th> </tr> <tr> <th>Part No.</th> <th>Length</th> <th>Socket</th> <th>TRE</th> </tr> </thead> <tbody> <tr> <td>RE7106</td> <td>307</td> <td>14x1.5</td> <td>14x1.5</td> </tr> <tr> <td>RE1023</td> <td>310</td> <td>14x1.5</td> <td>14x1.5</td> </tr> <tr> <td>RE6413</td> <td>318</td> <td>14x1.5</td> <td>14x1.5</td> </tr> <tr> <td>RE7105</td> <td>320</td> <td>16x1.5</td> <td>14x1.5</td> </tr> </tbody> </table>			Subaru Rack Ends alter depending upon model code.				Part No.	Length	Socket	TRE	RE7106	307	14x1.5	14x1.5	RE1023	310	14x1.5	14x1.5	RE6413	318	14x1.5	14x1.5	RE7105	320	16x1.5	14x1.5	Front STB8106	RE1023 - 310mm 14x1.5 (socket) 14x1.5 (tre) TE8665 - straight TE2974/75 - bent
Subaru Rack Ends alter depending upon model code.																																						
Part No.	Length	Socket	TRE																																			
RE7106	307	14x1.5	14x1.5																																			
RE1023	310	14x1.5	14x1.5																																			
RE6413	318	14x1.5	14x1.5																																			
RE7105	320	16x1.5	14x1.5																																			
1995-05	Legacy - BG, BH		BJ4141 555		TE8665 or can use TE2975	TE8665 or can use TE2974			RE1023 310mm or RE7105 320mm	Please check Rack Ends prior to Ordering.			1995-on Front STB8106 Rear to 99 STB8107 8/00-on STB7751	RE1023 - 310mm 14x1.5 (socket) 14x1.5 (tre) RE7105 - 320mm 16x1.5 (socket) 14x1.5 (tre) TE8665 - straight TE2974/75 - bent																								
05-09	Legacy - BHE		BJ4141 555		TE8665 or can use TE2975	TE8665 or can use TE2974							Front STB8106 Rear STB7751																									
LEONE																																						
6/79-84	1800 sedan 2WD & 4WD, coupe, wagon 4WD		BJ315		TE816L	TE816R			RE860						RE860 - 250mm F16x1.5 (socket) 14x1.5 (tre)																							

Part Number KEY
 BLUE - item avail ex. stock
 GREEN - under development
 RED - not a normally stocked line
 555 - also avail in 555 brand
















Copyright © 2011
 Copyright Roadsafe Automotive
 Products Pty. Ltd. © 2011
 All Rights Reserved. E.&O.E.

		 BALL JOINT UPPER	 BALL JOINT LOWER / KING PIN SET	 IDLER	 TIE ROD END L/H OUTER	 TIE ROD END R/H OUTER	 TIE ROD END L/H INNER	 TIE ROD END R/H INNER	 RACK END	 SIDE ROD	 CENTRE ROD	 DRAG LINK	 PITMAN	 SWAY BAR LINK																										
	AB2, AB4, AM1, AM2 - 2WD AB5, AJ5, AM3, AM5 - 4WD		(BJ257)		(TE694L)	(TE694R)			Female 250mm long or RE7012 Female 300mm long							RE7012 - 300mm F16x1.5 (socket) 14x1.5 (tre)																								
6/84-88	1800 sedan 2WD & 4WD, wagon 4WD AL4, AL5 - manual steer		BJ315 (BJ257)		TE701L	TE701R			RE876 male end (not Turbo)							RE876 - manual steer excluding Turbo RE876 - 295mm 14x1.5 (socket) 14x1.5 (tre)																								
6/84-88	1800 sedan 2WD & 4WD, wagon 4WD AL4, AL5 - power steer		BJ315 (BJ257)		TE701L	TE701R			RE877 male end							RE877 - power steer RE877 - 300mm 14x1.5 (socket) 14x1.5 (tre)																								
1988-94	1800 2WD & 4WD power steer		BJ315 (BJ257)		TE701L (TE987)	TE701R (TE986)			RE989							RE989 - 296mm 14x1.5 (socket) 14x1.5 (tre)																								
1989	LIBERTY L series manual steer				TE701L	TE701R			RE5006 female	<table border="1"> <thead> <tr> <th colspan="4">Subaru Rack Ends alter depending upon model code.</th> </tr> <tr> <th>Part No.</th> <th>Length</th> <th>Socket</th> <th>TRE</th> </tr> </thead> <tbody> <tr> <td>RE7106</td> <td>307</td> <td>14x1.5</td> <td>14x1.5</td> </tr> <tr> <td>RE1023</td> <td>310</td> <td>14x1.5</td> <td>14x1.5</td> </tr> <tr> <td>RE6413</td> <td>318</td> <td>14x1.5</td> <td>14x1.5</td> </tr> <tr> <td>RE7105</td> <td>320</td> <td>16x1.5</td> <td>14x1.5</td> </tr> </tbody> </table>				Subaru Rack Ends alter depending upon model code.				Part No.	Length	Socket	TRE	RE7106	307	14x1.5	14x1.5	RE1023	310	14x1.5	14x1.5	RE6413	318	14x1.5	14x1.5	RE7105	320	16x1.5	14x1.5			
Subaru Rack Ends alter depending upon model code.																																								
Part No.	Length	Socket	TRE																																					
RE7106	307	14x1.5	14x1.5																																					
RE1023	310	14x1.5	14x1.5																																					
RE6413	318	14x1.5	14x1.5																																					
RE7105	320	16x1.5	14x1.5																																					
1990-5/94	Liberty sedan, wagon & turbo BC, BF DX, GX, LX 2WD & 4WD		BJ4141 555		TE2975 555	TE2974 555			RE1023 (RE6405) (RE82975)					Front STB8106 Rear STB8107	RE1023 - 310mm 14x1.5 (socket) 14x1.5 (tre) TE2974/75 - bent straight tre's will not suit																									
6/94-9/99	Liberty sedan, wagon & turbo BD, BG GX, LX, RX 2WD & 4WD		BJ4141 555		TE8665 or can use TE2975	TE8665 or can use TE2974			RE1023 (RE6405) (RE82975)					Front STB8106 Rear STB8107	RE1023 - 310mm 14x1.5 (socket) 14x1.5 (tre) TE8665 - straight TE2974/75 - bent																									
10/00-03	Liberty sedan, wagon & turbo BE, BH		BJ4141 555		TE8665 or can use TE2975	TE8665 or can use TE2974			RE1023 (RE6405) (RE82975)	<table border="1"> <thead> <tr> <th colspan="4">Subaru Rack Ends alter depending upon model code.</th> </tr> <tr> <th>Part No.</th> <th>Length</th> <th>Socket</th> <th>TRE</th> </tr> </thead> <tbody> <tr> <td>RE7106</td> <td>307</td> <td>14x1.5</td> <td>14x1.5</td> </tr> <tr> <td>RE1023</td> <td>310</td> <td>14x1.5</td> <td>14x1.5</td> </tr> <tr> <td>RE6413</td> <td>318</td> <td>14x1.5</td> <td>14x1.5</td> </tr> <tr> <td>RE7105</td> <td>320</td> <td>16x1.5</td> <td>14x1.5</td> </tr> </tbody> </table>				Subaru Rack Ends alter depending upon model code.				Part No.	Length	Socket	TRE	RE7106	307	14x1.5	14x1.5	RE1023	310	14x1.5	14x1.5	RE6413	318	14x1.5	14x1.5	RE7105	320	16x1.5	14x1.5	Front STB4208 65mm	RE1023 - 310mm 14x1.5 (socket) 14x1.5 (tre) TE8665 - straight TE2974/75 - bent	
Subaru Rack Ends alter depending upon model code.																																								
Part No.	Length	Socket	TRE																																					
RE7106	307	14x1.5	14x1.5																																					
RE1023	310	14x1.5	14x1.5																																					
RE6413	318	14x1.5	14x1.5																																					
RE7105	320	16x1.5	14x1.5																																					
9/03-05	Liberty sedan, wagon & turbo BL,BP		BJ4141 555		TE8665 or can use TE2975	TE8665 or can use TE2974			RE1023 (RE6405) (RE82975)					Front STB4208 60mm Rear STB4208 85mm	RE1023 - 310mm 14x1.5 (socket) 14x1.5 (tre) TE8665 - straight TE2974/75 - bent																									
05-on	Liberty sedan, wagon & turbo BL,BP		BJ4141		TE8665	TE8665																																		

Part Number KEY
 BLUE - item avail ex. stock
 GREEN - under development
 RED - not a normally stocked line
 555 - also avail in 555 brand

		 BALL JOINT UPPER	 BALL JOINT LOWER / KING PIN SET	 IDLER	 TIE ROD END L/H OUTER	 TIE ROD END R/H OUTER	 TIE ROD END L/H INNER	 TIE ROD END R/H INNER	 RACK END	 SIDE ROD	 CENTRE ROD	 DRAG LINK	 PITMAN	 SWAY BAR LINK		
			555		or can use TE2975	or can use TE2974										
	OUTBACK - see LEGACY															
	TRIBECA															
2007-on	Tribeca								RE6678							RE6678 - 343mm 16x1.5 (socket) 14x1.5 (tre)
	VORTEX															
1985-91	Vortex XT turbo coupe - manual steer		BJ315 (BJ257)		TE701L	TE701R			RE876 male end							RE876 - 295mm 14x1.5 (socket) 14x1.5 (tre)
1985-91	Vortex XT turbo coupe - power steer		BJ315 (BJ257)		TE701L	TE701R			RE877 (RE7108)							RE877 - 300mm 14x1.5 (socket) 14x1.5 (tre)
SUNBEAM																
1958-63	Rapier, Alpine Series I,II,III,IIIA	BJ30 NLA	KX185 NLA		TE125L	TE125L	TE125R	TE125R								
1963-67	Rapier, Alpine Series IV,V (wishbone suspension)	BJ31 NLA	BJ32 NLA		TE125L	TE125L	TE125R	TE125R								
1967-76	Rapier, Alpine, Arrow (strut suspension)		BJ56 NLA	SX1130 NLA	TE125L	TE125L	TE125R	TE125R								SX1130 - Idler arm support assembly
SUZUKI																
	ALTO - see SUZUKI Commercial															
	BALENO															
	Baleno								RE864							RE864 - 317mm 14x1.5 (socket) 12x1.25 (tre)
	IGNIS															
7/00-9/03	Ignis															
	SWIFT															
1984-91	Swift SA,SF310,SF413 - one piece lower arm/ball joint AA41S, AA41V, AB41S		BJ400 inc. Arm		TE3628R 555	TE3628R 555			RE1003 (RE6404)							RE1003 - 268mm F14x1.5 (socket) 12x1.25 (tre)


















Part Number KEY
 BLUE - item avail ex. stock
 GREEN - under development
 RED - not a normally stocked line
555 - also avail in 555 brand

		 BALL JOINT UPPER	 BALL JOINT LOWER / KING PIN SET	 IDLER	 TIE ROD END L/H OUTER	 TIE ROD END R/H OUTER	 TIE ROD END L/H INNER	 TIE ROD END R/H INNER	 RACK END	 SIDE ROD	 CENTRE ROD	 DRAG LINK	 PITMAN	 SWAY BAR LINK		
1991-97	Swift SF310, SF413, SF416		RH-BJ423R (BJ4158) LH-BJ424L (BJ4159) inc. Arm		TE988	TE988			RE1004 (RE990)						1995-01 Front/Rear STB8078	RE1004 - Female 285mm long 12x1.25 TRE thread
SUZUKI - Commercial																
ALTO																
79-8/84	Alto SS30V,SS40V,SS41V, SS80V - 4WD		BJ406 inc. Arm		TE813R (TE689R) RH Thread	TE813R (TE689R) RH Thread			RE861 female end							RE861 - 215mm F16x1.5 (socket) F12x1.25 (tre)
9/84-88	Alto CA71V, CA72V, CC71V, CC72V - 4WD		BJ406 (BJ4250) inc. Arm		TE724R 555	TE724R 555			RE872							RE872 - 227mm F14x1.5 (socket) F12x1.25 (tre)
1/91-on	Alto CL22V, CM22V, CR22S, CS22S				TE724R 555	TE724R 555			RE872							
CARRY/ST series																
1976-79	ST10,ST20 797cc 4cyl. van & truck				TE811L LH Thread	TE811R RH Thread	TE811R RH Thread	TE811L LH Thread								
1979-92	ST80,SV90,SK408 797cc 4cyl, van & truck		BJ407 inc. Arm (1980-85)		TE812L LH Thread	TE812R RH Thread	TE812R RH Thread	TE812L LH Thread								
1984-3/85	ST308 796cc 3cyl. van & truck				TE812L	TE812R	TE812R	TE812L								
ESCUDO - see VITARA																
HATCH																
1979-85	SS30V,SS40V,SS80V van & hatch		BJ406 inc. Arm		TE813R (TE689R)	TE813R (TE689R)			RE861 female end							RE861 - 215mm F16x1.5 (socket) F12x1.25 (tre)
JIMNY - see SIERRA																
L series																
1972-76	L50, L51, L60, L61 van & truck				TE811L	TE811R	TE811R	TE811L								
LJ series (STOCKMAN 4WD)																
1974-78	LJ50, LJ51 - 4x4				TE814L (TE690L)	TE814R (TE690R)						DL306 555				DL306 - 585mm overall length DL306 - ball studs 90deg offset

- KENEO

- KENEO


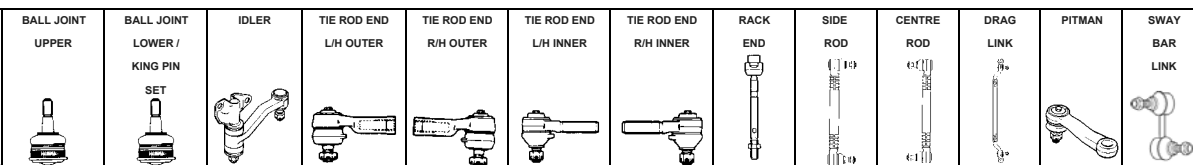
Part Number KEY
 BLUE - item avail ex. stock
 GREEN - under development
 RED - not a normally stocked line
 555 - also avail in 555 brand

		 BALL JOINT UPPER	 BALL JOINT LOWER / KING PIN SET	 IDLER	 TIE ROD END L/H OUTER	 TIE ROD END R/H OUTER	 TIE ROD END L/H INNER	 TIE ROD END R/H INNER	 RACK END	 SIDE ROD	 CENTRE ROD	 DRAG LINK	 PITMAN	 SWAY BAR LINK		
1978-81	LJ80, LJ81 - 4x4				TE814L (TE690L)	TE814R (TE690R)	TE691R 555	TE691R 555								DL306 - 585mm overall length DL306 - ball studs 90deg offset
MIGHTY BOY																
1985-88	Mighty Boy SS40T Utility		BJ406 inc. Arm		TE813R (TE689R)	TE813R (TE689R)			RE861 female end							RE861 - 215mm F16x1.5 (socket) F12x1.25 (tre)
SIERRA / JIMNY																
7/77-82	Sierra SJ10, SJ20				TE814L (TE690L)	TE814R (TE690R)	TE691R 555	TE691R 555								DL306 - 585mm overall length DL306 - ball studs 90deg offset
5/81-6/83	Sierra SJ30, SJ31, SJ32				TE692L	TE692R	TE725	TE725								
7/83-on	Sierra SJ30, SJ31, SJ32, SJ33 SJ410, SJ411, SJ412, SJ413 SJ50				TE692R	TE692R	TE693 'long' with two ball studs	TE693					DL307 (TR307) 555			DL307 - 'Narrow Track' only
8/82-on	Sierra SJ40, JA51, JA71 "Narrow Track"				TE692R 'short' tie rod ends	TE692R	TE693 'long' with two ball studs	TE693					DL307 (TR307) 555			TE693 - 970mm long Tie Rod Ends - only one of each per vehicle DL307 - 'Narrow Track' only
				 <p>TE692L BLD \varnothing 12.55mm M 16x1.5 LHT 90mm</p>		 <p>TE693 70mm 970mm 16x1.5 LHT BLD 12.8mm \varnothing ball studs 90° offset</p>										
11/89-on	Sierra JA11C, JA11V "Wide Track"				TE692R	TE692R	TE887 (longer than TE693)	TE887					DL308			TE887 - 1030mm long Tie Rod Ends - only one of each per vehicle
all	Jimny								RE6407							RE6407 - 262mm F14x1.5 (socket) 12x1.25 (tre)
SUPER CARRY																
1985-89	Super Carry van & truck SK410 & 4WD		BJ407 inc. Arm		TE812L LH Thread	TE812R RH Thread	TE812R RH Thread	TE812L LH Thread								
VITARA																
5/88-95	Vitara		BJ7542 555		TE692R M16x1.5 RHT	TE692R M16x1.5 RHT	TE7542	TE7542								Front STB8079
1995-98	Vitara - 3 door		BJ7542		TE7571	TE7571	TE7572	TE7572								Front



GENE

Part Number KEY
 BLUE - item avail ex. stock
 GREEN - under development
 RED - not a normally stocked line
 555 - also avail in 555 brand


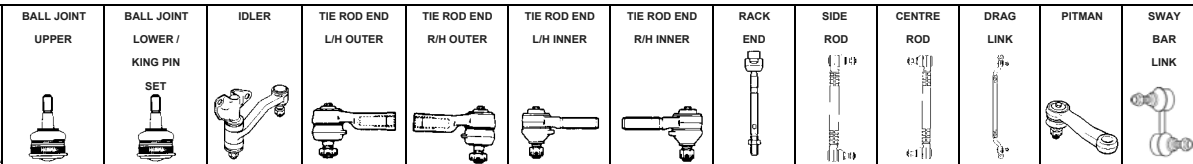


		BALL JOINT UPPER	BALL JOINT LOWER / KING PIN SET	IDLER	TIE ROD END L/H OUTER	TIE ROD END R/H OUTER	TIE ROD END L/H INNER	TIE ROD END R/H INNER	RACK END	SIDE ROD	CENTRE ROD	DRAG LINK	PITMAN	SWAY BAR LINK	
			555											STB8079	
1995-98	Vitara - 5 door		BJ7542 555		TE692R	TE692R	TE7572	TE7572						Front STB8079	
1999-02	Vitara				TE4867L	TE4767R			RE4867					Front STB7587	
1999-05	Grand Vitara		LH-BJ5006 RH-BJ5007 inc Arm		TE1460 (TE4865L)	TE1459 (TE4865R)			RE1077 (RE4865)					Front STB7587	RE1077 - 245mm 16x1.0 (socket) 14x1.5 (tre)

TOYOTA

TOYOTA															
AVANTI															
1985-87	Avanti ST141,ST142 - manual steering		BJ145 555		TE640R 555	TE640R 555			RE878						TE640R - longer than TE641R RE878 - 190mm 14x1.5 (socket) 14x1.5 (tre)
1985-87	Avanti ST141,ST142 - power steering		BJ145 555		TE641R 555	TE641R 555			RE878						TE641R - shorter than TE640R RE878 - 190mm 14x1.5 (socket) 14x1.5 (tre)
AVALON															
1996-00	Avalon - MCX10														
7/00-12/03	Avalon - MCX20		BJ2932 3 bolt mount 555		TE2931 555	TE2931 555			RE2930 555					Front RH-STB8198 LH-STB8197 Rear STB8105	RE2930 - 357mm 14x1.5 (socket) 15x1.5 (tre)
2005-07	Avalon - GSX30		RH- BJ9330 LH- BJ9040		TE3753L 555	TE3753R 555			RE9420						
2006-on	Avalon - ACV4#		RH-BJ9580 LH-BJ9100		TE3753L 555	TE3753R 555			RE9275 555						
AVENSIS															
2005-on	Avensis								RE9055						RE9055 - 315mm 14x1.5 (socket) 15x1.5 (tre)
CAMRY inc. VIENTA															
3/82-87	Camry SV11 - 5 door hatch SV1# & CV1# series		BJ231 2 bolt mount 555		TE870 (TE3687R) 555	TE870 (TE3687R) 555			RE879 male end						RE879 - 244mm 14x1.5 (socket) 14x1.5 (tre) TE870 - Female RHT M14x1.5

Part Number KEY
 BLUE - item avail ex. stock
 GREEN - under development
 RED - not a normally stocked line
 555 - also avail in 555 brand



ROADSAFE

Year	Model	BALL JOINT UPPER	BALL JOINT LOWER / KING PIN SET	IDLER	TIE ROD END L/H OUTER	TIE ROD END R/H OUTER	TIE ROD END L/H INNER	TIE ROD END R/H INNER	RACK END	SIDE ROD	CENTRE ROD	DRAG LINK	PITMAN	SWAY BAR LINK	Notes
5/87-2/93	Camry SV20, SV21, SV22 1.8 & 2.0lt 4cyl. - Japanese steering rack power steer		BJ231 2 bolt mount 555		TE648 (TE9305)	TE648 (TE9305)			RE880					Front STB8008 Rear STB8001	Japanese steering rack RE880 - 345mm 14x1.5 (socket) 14x1.5 (tre) TE648 - Female RHT M14 x 1.5
5/87-2/93	Camry SV20, SV21, SV22 1.8 & 2.0lt 4cyl. - TRW steering rack power steer		BJ231 2 bolt mount 555		TE648 (TE9305)	TE648 (TE9305)			RE1008 (P191008) (RE991)					Front STB8008 Rear STB8001	TRW steering rack TE648 - Female RHT M14 x 1.5 RE1008 - 345mm 16x1.5 (socket) 14x1.5 (tre)
1987-3/90	Camry SV21 - manual steer		BJ231 2 bolt mount 555		TE648 (TE9305)	TE648 (TE9305)			RH-RE1008 (P191008) - 14mm dia. shaft & 16mm thread @ rack shaft end LH-RE1009 (P191009) - has recess for steering damper bracket					Front STB8008 Rear STB8001	TE648 - Female RHT M14 x 1.5 RE1008 - 345mm 16x1.5 (socket) 14x1.5 (tre)
11/92-6/97	Camry SVD10 2.2lt 4cyl. & Vienta VDV10 3.0lt V6 "Wide Body"		BJ920 (TRW BJ301) 3 bolt mount RH-ARM4132R LH-ARM4133L		TE991T (TRW TE751) (TE9916) 16x1.5	TE991T (TRW TE751) (TE9916) 16x1.5			RE1020 (P191020) (RE992)					Front STB8008 Rear STB8105	Rear Toe Adjuster - TE5504 BJ920 - ball joint only ARM4132/4133 - control arm NOTE - Roadsafe now reference TE751 for Nissan Navara - confirm vehicle application if ordered by part number
7/97-on	Camry SXV20, MCV70		BJ920 (TRW BJ301) 3 bolt mount 555		TE3591 15x1.5	TE3591 15x1.5			RE2930 (RE3590) or RE1020 (P191020)					Front RH-STB8198 LH-STB8197 Rear STB8105	RE2930 - 357mm 14x1.5 (socket) 15x1.5 (tre) RE1020 - 357mm 16x1.5 (socket) 16x1.5 (tre) NOTE - Roadsafe now reference BJ301 for Toyota Hilux - confirm vehicle application if ordered by part number
2001-03	Camry ACV3#		RH-BJ3752R LH-BJ3752L 555		TE1452 555	TE1451 555			RE3750 (RE6442) (for ACV30) or RE3900 (for ACV35)					Front STB8200 Rear STB8201	RE3750 - 352mm 14x1.5 (socket) 15x1.5 (tre)
2003-04	Camry ACV3#		RH-BJ3752R LH-BJ3752L		TE3753L 555	TE3753R 555								Front STB4209	285mm
2006-on	Camry ACV4#		RH-BJ9580 LH-BJ9100		TE3753L 555	TE3753R 555			RE9275 555					Rear STB4209	195mm




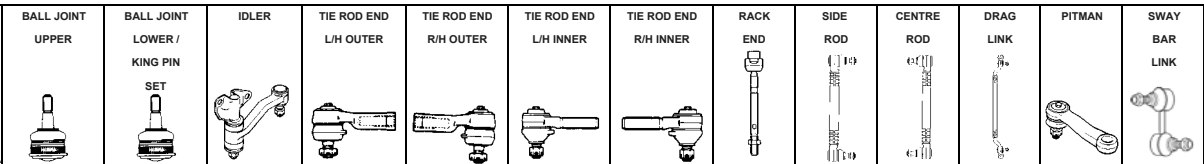
Part Number KEY
 BLUE - item avail ex. stock
 GREEN - under development
 RED - not a normally stocked line
 555 - also avail in 555 brand

		 BALL JOINT UPPER	 BALL JOINT LOWER / KING PIN SET	 IDLER	 TIE ROD END L/H OUTER	 TIE ROD END R/H OUTER	 TIE ROD END L/H INNER	 TIE ROD END R/H INNER	 RACK END	 SIDE ROD	 CENTRE ROD	 DRAG LINK	 PITMAN	 SWAY BAR LINK	
--	--	-------------------------	--	-----------	------------------------------	------------------------------	------------------------------	------------------------------	-----------------	-----------------	-------------------	------------------	------------	-------------------------	--

ROADSAFE

	CELICA															
1971-9/75	Celica TA22, TE23 1.6lt coupe		BJ145 555	SX4239 NLA	TE489L 555 LH Thread	TE489L 555 LH Thread	TE490R 555	TE490R 555			TR565				SX5240	TE490R - 183mm long SX4239 - 105mm b/w mount holes BLD 12.95mm
10/75-77	Celica TA23, RA23, RA28 coupe & liftback		BJ145 555	SX4246 NLA	TE489L 555 LH Thread	TE489L 555 LH Thread	TE564R 555 RH Thread	TE564R 555 RH Thread			TR556 NLA				SX5241 555 BLD - 12.5mm	TE564R - 170mm long SX4239 - 105mm b/w mount holes BLD 12.95mm
1977-7/81	Celica RA40 coupe & liftback		BJ145 555	SX1141	TE489L 555 LH Thread	TE489L 555 LH Thread	TE564R 555 RH Thread	TE564R 555 RH Thread			TR556 NLA				SX5241 555 BLD - 12.5mm	TE564R - 170mm long
7/81-83	Celica RA60 coupe & liftback - manual steer		BJ145 555		TE640R 555	TE640R 555			RE878 male end							RE878 - 190mm 14x1.5 (socket) 14x1.5 (tre)
7/81-83	Celica RA60 coupe & liftback - power steer		BJ145 555		TE641R 555	TE641R 555			RE878 male end							RE878 - 190mm 14x1.5 (socket) 14x1.5 (tre)
1983-12/85	Celica RA65, SA63 coupe & liftback - manual steer		BJ145 555		TE640R 555	TE640R 555			RE878 male end							RE878 - 190mm 14x1.5 (socket) 14x1.5 (tre)
1983-12/85	Celica RA65, SA63 coupe & liftback - power steer		BJ145 555		TE641R 555	TE641R 555			RE878 male end							RE878 - 190mm 14x1.5 (socket) 14x1.5 (tre)
8/85-8/89	Celica ST162 coupe & liftback		BJ260 3 bolt mount		TE648	TE648			RE880 - 14mm dia. shaft & 14mm thread @ rack shaft end							Front TE648 - Female RHT M14 x 1.5 STB4208 70mm Rear BJ260 - 3 bolt mount BLD 15.95mm
8/89-94	Celica ST184, ST185 coupe & liftback		BJ365 555		TE648 (TE9305)	TE648 (TE9305)			RE1019 (RE2970) - overall length 355mm (10mm longer than RE880)						STB4209 108mm	BJ365 - 3 bolt mount BLD 17.84mm TE648 - Female RHT M14 x 1.5
3/93-11/99	Celica ST204, ST205 coupe & liftback		BJ550		TE648	TE648			RE1019						Front STB8006 Rear STB8001	TE648 - Female RHT M14 x 1.5
11/99-03	Celica ZTZ231								RE7444						Front STB7802 Rear STB8014	




















Part Number KEY
 BLUE - item avail ex. stock
 GREEN - under development
 RED - not a normally stocked line
 555 - also avail in 555 brand



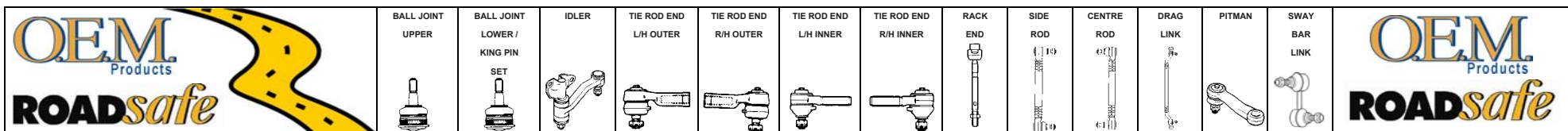
		BALL JOINT UPPER	BALL JOINT LOWER / KING PIN SET	IDLER	TIE ROD END L/H OUTER	TIE ROD END R/H OUTER	TIE ROD END L/H INNER	TIE ROD END R/H INNER	RACK END	SIDE ROD	CENTRE ROD	DRAG LINK	PITMAN	SWAY BAR LINK	
	COROLLA														
1967-70	Corolla 1000 KE10,KE15,KE16		BJ111 Press In	SX1127 idler arm	TE426L coarse thread	TE426L coarse thread	TE425R coarse thread	TE425R coarse thread					SX5238 555		coarse thread tie rod end
1967-70	Corolla 1200 KE11,KE17,KE18		BJ111 Press In	SX1127 idler arm	TE534L fine thread	TE534L fine thread	TE535R fine thread	TE535R fine thread					SX5238 555		fine thread tie rod end
1970-74	Corolla 1200/1400/1600 KE20,KE25,KE26		BJ113 ball joint 555 RH-BJ5201R LH-BJ5201L inc. Arm	SX1131 555	TE428L 555 LH Thread	TE428L 555 LH Thread	TE427R 555	TE427R 555					SX5208 (SX1201) 555		
74-9/81	Corolla 1200/1300/1400/1500/1600 KE30, KE35,KE36,KE38,KE50,KE55		BJ145 ball joint 555 RH-BJ5202R LH-BJ5202L inc. Arm	SX1139	TE489L 555 LH Thread	TE489L 555 LH Thread	TE490R 555	TE490R 555		TR565			SX5209 555		
8/79-5/83	Corolla T18 (TE72)		BJ145 ball joint 555	SX1140	TE489L 555 LH Thread	TE489L 555 LH Thread	TE564R 555 RH Thread	TE564R 555 RH Thread		TR566			SX5272 (SX1672)		
8/81-12/84	Corolla KE70 VAN - fully imported		BJ145 ball joint 555 RH-BJ5203R LH-BJ5203L		TE489L 555 LH Thread	TE489L 555 LH Thread			RE862						RE862 - 162mm 14x1.5 (socket) 14x1.5 (tre)
8/81-12/84	Corolla AE71,KE70		BJ145 ball joint 555		TE803R (TE3676R)	TE803R (TE3676R)			RE862 162mm long						female thread tie rod ends RE862 - 162mm 14x1.5 (socket) 14x1.5 (tre)
5/83-5/85	Corolla AE86 - manual steer		BJ145 ball joint 555		TE803R (TE3676R)	TE803R (TE3676R)				RH-TR646R LH-TR645L					RE863 - suits imported model only
5/83-5/85	Corolla AE86 - power steer		BJ145 ball joint 555		TE803R (TE3676R) 555	TE803R (TE3676R) 555			RE864 imported 317mm long	RH-TR646R LH-TR646L					RE864 - suits imported model only RE864 - 317mm 14x1.5 (socket) 12x1.25 (tre)
5/83-9/84	Corolla AE80,AE81,AE82 - manual steer		RH-ARM457R LH-ARM458L		TE649	TE649			RE863						RE863 - 332mm 14x1.5 (socket) 12x1.25 (tre)

ROADSAFE

Part Number KEY
 BLUE - item avail ex. stock
 GREEN - under development
 RED - not a normally stocked line
 555 - also avail in 555 brand

		 BALL JOINT UPPER	 BALL JOINT LOWER / KING PIN SET	 IDLER	 TIE ROD END L/H OUTER	 TIE ROD END R/H OUTER	 TIE ROD END L/H INNER	 TIE ROD END R/H INNER	 RACK END	 SIDE ROD	 CENTRE ROD	 DRAG LINK	 PITMAN	 SWAY BAR LINK		
5/83-9/84	Corolla AE80,AE81,AE82 - power steer		RH-ARM457R LH-ARM458L		TE649	TE649			RE864							RE864 - 317mm 14x1.5 (socket) 12x1.25 (tre)
9/84-12/88	Corolla AE80,AE82 - manual steer Seca & Sprinter		BJ233  RH-ARM457R LH-ARM458L		TE648 85mm long (TE9305)	TE648 85mm long (TE9305)			RE865 328mm long							TE648 - Female RHT M14 x 1.5 RE865 - 328mm 14x1.5 (socket) 14x1.5 (tre)
9/84-12/88	Corolla AE80,AE82 - power steer Seca & Sprinter		BJ233  RH-ARM457R LH-ARM458L		TE648 85mm long (TE9305)	TE648 85mm long (TE9305)			RE866 315mm long							TE648 - Female RHT M14 x 1.5 RE866 - 315mm 14x1.5 (socket) 14x1.5 (tre)
9/84-12/88	Corolla AE80,AE82 - TRW rack		BJ233  RH-ARM457R LH-ARM458L		TE648 85mm long (TE9305)	TE648 85mm long (TE9305)			P191005 327mm long							TE648 - Female RHT M14 x 1.5 P191005 - 327mm 16x1.5 (socket) 14x1.5 (tre)
1989-on	Corolla AE90, AE92, AE93 - manual steer TRW rack		RH-BJ270 LH-BJ271 or RH-ARM459R LH-ARM460L		TE648 85mm long (TE9305)	TE648 85mm long (TE9305)			RE1008 (P191008)					1987-90 Front STB8008 Rear STB8001		TE648 - Female RHT M14 x 1.5 RE1008 - 345mm 16x1.5 (socket) 14x1.5 (tre)
1989-9/94	Corolla AE90,AE92 4WD/2WD - power steer		RH-BJ270 LH-BJ271 or RH-ARM459R LH-ARM460L		TE648 85mm long (TE9305)	TE648 85mm long (TE9305)			RE867 330mm					1987-90 Front STB8008 Rear STB8001		TE648 - Female RHT M14 x 1.5 RE867 - 330mm 14x1.5 (socket) 14x1.5 (tre)
1988-8/94	Corolla AE95 4WD wagon - manual steer		RH-BJ270 LH-BJ271 or RH-ARM459R LH-ARM460L		TE648 85mm long (TE9305)	TE648 85mm long (TE9305)			RE706 (RE2800) 330mm 					Front STB8006 Rear STB8001		TE648 - Female RHT M14 x 1.5
1988-8/94	Corolla AE95 4WD wagon - power steer		RH-BJ270 LH-BJ271 or RH-ARM459R LH-ARM460L		TE648 85mm long (TE9305)	TE648 85mm long (TE9305)			RE867 330mm					Front STB8006 Rear STB8001		TE648 - Female RHT M14 x 1.5 RE867 - 330mm 14x1.5 (socket) 14x1.5 (tre)
1992-96	Corolla AE100		BJ550 or RH-ARM461R											Front STB8006 Rear		BJ550 - angled bracket from ball stud mounting BJ550 - 3 bolt mount STB8006 - 10mm studs
















Part Number KEY
 BLUE - item avail ex. stock
 GREEN - under development
 RED - not a normally stocked line
 - also avail in 555 brand




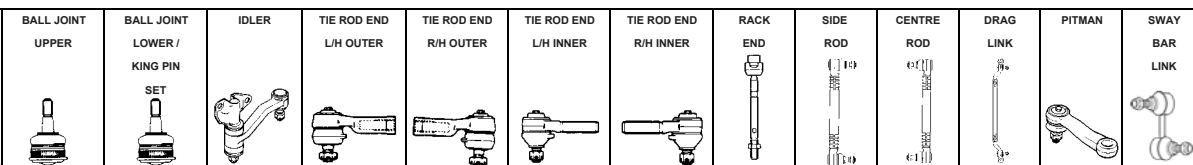
		BALL JOINT UPPER	BALL JOINT LOWER / KING PIN SET	IDLER	TIE ROD END L/H OUTER	TIE ROD END R/H OUTER	TIE ROD END L/H INNER	TIE ROD END R/H INNER	RACK END	SIDE ROD	CENTRE ROD	DRAG LINK	PITMAN	SWAY BAR LINK	
			LH-ARM462L												STB8001
7/94-00	Corolla AE101,AE102 AE10#, CR10#, EE10# series imported rack		BJ550 or RH-ARM461R LH-ARM462L		TE648 85mm long (TE9305)	TE648 85mm long (TE9305)			RE867 (RE2961) 330mm					Front STB4208 63mm Rear STB4209 108mm	RE867 - 330mm 14x1.5 (socket) 14x1.5 (tre) BJ550 - angled bracket from ball stud mounting BJ550 - 3 bolt mount
7/94-00	Corolla AE101,AE102 AE10#, CR10#, EE10# series TRW rack		BJ550 or RH-ARM461R LH-ARM462L		TE648 85mm long (TE9305)	TE648 85mm long (TE9305)			RE1008 (P191008) 345mm						RE1008 - 345mm 16x1.5 (socket) 14x1.5 (tre) BJ550 - angled bracket from ball stud mounting BJ550 - 3 bolt mount
1996-99	Corolla AE110		BJ550 or RH-ARM463R LH-ARM464L		TE648 85mm long (TE9305)	TE648 85mm long (TE9305)			RE9365 335mm					1998 Front STB8006 Rear STB8136	NOTE - TRW / PAJA used to reference BJ302 for Corolla - confirm vehicle application if ordered by part number. BJ550 - angled bracket from ball stud mounting BJ550 - 3 bolt mount
1995-00	Corolla AE111		BJ3642 555		TE648 85mm long	TE648 85mm long			RE9365 335mm						TE648 - Female RHT M14 x 1.5 RE9365 - 335mm 14x1.5 (socket) 14x1.5 (tre)
12/01-on	Corolla NZE120,121,CE121,ZZE122,123		BJ3642 555 3 bolt mount		TE3641L 555	TE3641R 555			RE7116 (RE3640) 285mm					Front STB4208 63mm Rear STB4209 108mm	RE7116 - 285mm 14x1.5 (socket) 14x1.5 (tre)
2003-on	Corolla ZZE13#		BJ3642 555						RE7117 317mm						RE7117 - 317mm 14x1.5 (socket) 12x1.5 (tre)
5/07-on	Corolla ZRE152								RE3901 p/steer						RE7117 - 317mm 14x1.5 (socket) 12x1.5 (tre)
	CORONA														
1960-64	Corona RT20,RT20L,RT26 & Tiara	BJ66			TE180L 555	TE180L 555									
1964-69	Corona RT40,RT46,RT51,RT56	BJ68	BJ69 555	SX1138 from ch# 360001	TE185L	TE185L	TE186R	TE186R							SX5210 Upper arm repair kit - SX1097A
1971	Corona RT61DK (Mark II)						TE3602R 555	TE3602R 555							TE3602R - Male RHT M14x1.5 BLD 13.13mm TE3602R - U bend in shank 140mm
1968-73	Corona RT72	BJ235 (BJ2201)			TE185L (TE3603L)	TE185L (TE3603L)	TE3602R 555	TE3602R 555							TE3602R - Male RHT M14x1.5 BLD 13.13mm TE3602R - U bend in shank 140mm

Part Number KEY
 BLUE - item avail ex. stock
 GREEN - under development
 RED - not a normally stocked line
 555 - also avail in 555 brand

Copyright © 2011
 Copyright Roadsafe Automotive
 Products Pty. Ltd. © 2011
 All Rights Reserved. E.&O.E.

		 BALL JOINT UPPER	 BALL JOINT LOWER / KING PIN SET	 IDLER	 TIE ROD END L/H OUTER	 TIE ROD END R/H OUTER	 TIE ROD END L/H INNER	 TIE ROD END R/H INNER	 RACK END	 SIDE ROD	 CENTRE ROD	 DRAG LINK	 PITMAN	 SWAY BAR LINK	
1970-73	Corona RT80,RT81	BJ68	BJ69 555	SX1138	TE185L	TE185L	TE3602R 555	TE3602R 555		TR406 555			SX5211 555		Upper arm repair kit - SX1097A TE3602R - Male RHT M14x1.5 BLD 13.13mm TE3602R - U bend in shank 140mm
1974-8/78	Corona RT104,RT118	BJ128 555	BJ129 555	SX1137 555	TE489L 555 LH Thread	TE489L 555 LH Thread	TE494R 555	TE493R 555		TR646R			SX5212 555		
8/78-1/82	Corona XT130,XT131,RT132,RT133		BJ145 555	SX1141	TE489L 555 LH Thread	TE489L 555 LH Thread	TE564R 555 RH Thread	TE564R 555 RH Thread		TR556 NLA			SX5241 BLD - 12.5mm		
1/82-1987	Corona ST141/2,RT142 - manual steer		BJ145 555		TE640R 555	TE640R 555			RE878	TR640					RE878 - 190mm 14x1.5 (socket) 14x1.5 (tre)
1/82-1987	Corona ST141/2,RT142 - power steer		BJ145 555		TE641R 555	TE641R 555			RE878	TR640					RE878 - 190mm 14x1.5 (socket) 14x1.5 (tre)
1/83-8/84	Corona AT, CT, ST150		BJ233 555		TE649	TE649			RE863						RE863 - 332mm 14x1.5 (socket) 12x1.25 (tre)
9/84-87	Corona AT, CT, ST150		BJ233 555		TE648 (TE9305)	TE648 (TE9305)									TE648 - Female RHT M14 x 1.5
9/84-87	Corona AT, CT, ST150		BJ260 3 bolt mount		TE648	TE648									TE648 - Female RHT M14 x 1.5
1987-on	Corona AT170,ST17,CT170,ET176V,CT176V				TE2821L	TE2821R			RE1032					Front RH-STB8003 LH-STB8002 Rear STB8124	
1989-on	Corona ST18								RE1019						
8/88-8/92	Corona AT175 4WD								RE704						
1992-on	Corona ST19, AT19, CT19				TE2991L	TE2991R			RE1036					Front RH-STB8004 LH-STB8005 Rear STB8124	
all	Corona ST170								RE6426						


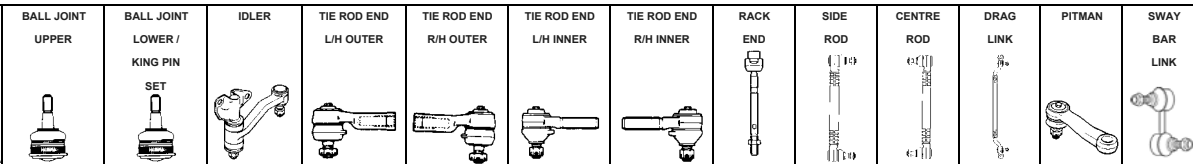
Part Number KEY
 BLUE - item avail ex. stock
 GREEN - under development
 RED - not a normally stocked line
 555 - also avail in 555 brand



2000

		BALL JOINT UPPER	BALL JOINT LOWER / KING PIN SET	IDLER	TIE ROD END L/H OUTER	TIE ROD END R/H OUTER	TIE ROD END L/H INNER	TIE ROD END R/H INNER	RACK END	SIDE ROD	CENTRE ROD	DRAG LINK	PITMAN	SWAY BAR LINK	
									266mm long						
	CORONA MKII (MX SERIES)														
1972-77	Corona MX10,MX13,MX22,MX23	BJ128 555	BJ129 555	SX4213 NLA	TE506L 555	TE506L 555	TE506R 555	TE506R 555					SX5214 NLA		
	CRESSIDA														
12/79-80	Cressida MX32,MX36		BJ314 (BJ232) OD 44.00mm	SX2290 555	TE489L 555 LH Thread	TE489L 555 LH Thread	TE650 555	TE650 555		TR642 555			SX1662 555		BJ314 - press in Body dia. 44mm SX2290 - 101mm c/c b/w mount holes BLD 13mm
9/80-84	Cressida MX62 sedan & wagon - manual steer		BJ314 (BJ232) OD 44.00mm	SX2390 555	TE489L 555 LH Thread	TE489L 555 LH Thread	TE651	TE651		TR643 555			SX1662 555		BJ314 - press in Body dia. 44mm
9/80-84	Cressida MX62 sedan & wagon - power steer		BJ314 (BJ232) OD 44.00mm	SX2391 555	TE489L 555 LH Thread	TE489L 555 LH Thread	TE651	TE651		TR643 555			SX1662 555		BJ314 - press in Body dia. 44mm
8/84-8/88	Cressida MX73 sedan And early MX83 (in Australia)		BJ314 (BJ232)		TE647 555	TE647 555			RH-RE882R LH-RE882L						BJ314 - press in Body dia. 44mm RE882L - has double thread on socket end
8/88-92	Cressida MX83		BJ314 (BJ232) OD 44.00mm ball joint		TE647 555	TE647 555			RH-RE912R LH-RE912L (RE7121/RE7122)						BJ314 - press in Body dia. 44mm
1984-on	Cressida MK11, SX7,LX,GX71,MX71				TE647 555	TE647 555			RE705						
1992-on	Cressida MK11,GX90,LX90,SX90,JZJ90 JZX9#				TE3511	TE3511			RE1037						
	CROWN														
1964-8/67	Crown RS40,RS41,MS41,MS45,MS46	BJ66	BJ67 555		TE180L 555	TE180L 555									
9/67-71	Crown RS50,RS60,MS53,MS57,RS56,MS55	BJ309 (BJ114)	BJ115	SX1129 NLA	TE180L 555	TE180L 555	TE3605R 555	TE3605R 555					SX9025 NLA		SX1129 - slight bend in arm BJ309 - 4 bolt mount BLD 15.23mm
2/71-12/72	Crown MS65,MS67,MS70,MS75	BJ309 (BJ114)	BJ115	SX1129 NLA	TE541L 555	TE541L 555	TE9316R 555	TE9316R 555					SX9075 NLA		SX1129 - slight bend in arm BJ309 - 4 bolt mount BLD 15.23mm
1/73-9/74	Crown MS65,MS67,MS70,MS75	BJ309	BJ115	SX1129	TE541L	TE541L	TE9316R	TE9316R					SX0995		SX1129 - slight bend in arm
















Part Number KEY
 BLUE - item avail ex. stock
 GREEN - under development
 RED - not a normally stocked line
 555 - also avail in 555 brand




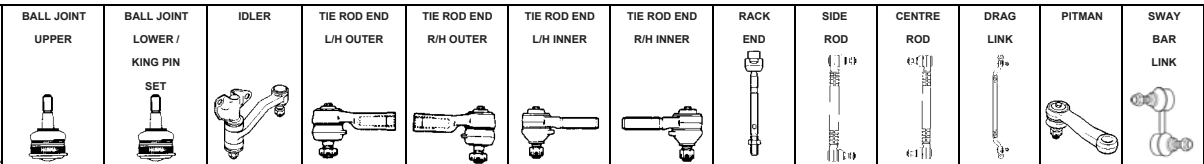
2003-02
 2003-03
 2003-04
 2003-05
 2003-06
 2003-07
 2003-08
 2003-09
 2003-10
 2003-11
 2003-12
 2004-01
 2004-02
 2004-03
 2004-04
 2004-05
 2004-06
 2004-07
 2004-08
 2004-09
 2004-10
 2004-11
 2004-12
 2005-01
 2005-02
 2005-03
 2005-04
 2005-05
 2005-06
 2005-07
 2005-08
 2005-09
 2005-10
 2005-11
 2005-12
 2006-01
 2006-02
 2006-03
 2006-04
 2006-05
 2006-06
 2006-07
 2006-08
 2006-09
 2006-10
 2006-11
 2006-12
 2007-01
 2007-02
 2007-03
 2007-04
 2007-05
 2007-06
 2007-07
 2007-08
 2007-09
 2007-10
 2007-11
 2007-12
 2008-01
 2008-02
 2008-03
 2008-04
 2008-05
 2008-06
 2008-07
 2008-08
 2008-09
 2008-10
 2008-11
 2008-12
 2009-01
 2009-02
 2009-03
 2009-04
 2009-05
 2009-06
 2009-07
 2009-08
 2009-09
 2009-10
 2009-11
 2009-12
 2010-01
 2010-02
 2010-03
 2010-04
 2010-05
 2010-06
 2010-07
 2010-08
 2010-09
 2010-10
 2010-11
 2010-12
 2011-01
 2011-02
 2011-03
 2011-04
 2011-05
 2011-06
 2011-07
 2011-08
 2011-09
 2011-10
 2011-11
 2011-12
 2012-01
 2012-02
 2012-03
 2012-04
 2012-05
 2012-06
 2012-07
 2012-08
 2012-09
 2012-10
 2012-11
 2012-12
 2013-01
 2013-02
 2013-03
 2013-04
 2013-05
 2013-06
 2013-07
 2013-08
 2013-09
 2013-10
 2013-11
 2013-12
 2014-01
 2014-02
 2014-03
 2014-04
 2014-05
 2014-06
 2014-07
 2014-08
 2014-09
 2014-10
 2014-11
 2014-12
 2015-01
 2015-02
 2015-03
 2015-04
 2015-05
 2015-06
 2015-07
 2015-08
 2015-09
 2015-10
 2015-11
 2015-12
 2016-01
 2016-02
 2016-03
 2016-04
 2016-05
 2016-06
 2016-07
 2016-08
 2016-09
 2016-10
 2016-11
 2016-12
 2017-01
 2017-02
 2017-03
 2017-04
 2017-05
 2017-06
 2017-07
 2017-08
 2017-09
 2017-10
 2017-11
 2017-12
 2018-01
 2018-02
 2018-03
 2018-04
 2018-05
 2018-06
 2018-07
 2018-08
 2018-09
 2018-10
 2018-11
 2018-12
 2019-01
 2019-02
 2019-03
 2019-04
 2019-05
 2019-06
 2019-07
 2019-08
 2019-09
 2019-10
 2019-11
 2019-12
 2020-01
 2020-02
 2020-03
 2020-04
 2020-05
 2020-06
 2020-07
 2020-08
 2020-09
 2020-10
 2020-11
 2020-12
 2021-01
 2021-02
 2021-03
 2021-04
 2021-05
 2021-06
 2021-07
 2021-08
 2021-09
 2021-10
 2021-11
 2021-12
 2022-01
 2022-02
 2022-03
 2022-04
 2022-05
 2022-06
 2022-07
 2022-08
 2022-09
 2022-10
 2022-11
 2022-12
 2023-01
 2023-02
 2023-03
 2023-04
 2023-05
 2023-06
 2023-07
 2023-08
 2023-09
 2023-10
 2023-11
 2023-12
 2024-01
 2024-02
 2024-03
 2024-04
 2024-05
 2024-06
 2024-07
 2024-08
 2024-09
 2024-10
 2024-11
 2024-12
 2025-01
 2025-02
 2025-03
 2025-04
 2025-05
 2025-06
 2025-07
 2025-08
 2025-09
 2025-10
 2025-11
 2025-12
 2026-01
 2026-02
 2026-03
 2026-04
 2026-05
 2026-06
 2026-07
 2026-08
 2026-09
 2026-10
 2026-11
 2026-12
 2027-01
 2027-02
 2027-03
 2027-04
 2027-05
 2027-06
 2027-07
 2027-08
 2027-09
 2027-10
 2027-11
 2027-12
 2028-01
 2028-02
 2028-03
 2028-04
 2028-05
 2028-06
 2028-07
 2028-08
 2028-09
 2028-10
 2028-11
 2028-12
 2029-01
 2029-02
 2029-03
 2029-04
 2029-05
 2029-06
 2029-07
 2029-08
 2029-09
 2029-10
 2029-11
 2029-12
 2030-01
 2030-02
 2030-03
 2030-04
 2030-05
 2030-06
 2030-07
 2030-08
 2030-09
 2030-10
 2030-11
 2030-12

		BALL JOINT UPPER 	BALL JOINT LOWER / KING PIN SET 	IDLER 	TIE ROD END L/H OUTER 	TIE ROD END R/H OUTER 	TIE ROD END L/H INNER 	TIE ROD END R/H INNER 	RACK END 	SIDE ROD 	CENTRE ROD 	DRAG LINK 	PITMAN 	SWAY BAR LINK 	
		(BJ114)		NLA	555	555	555	555					NLA		BJ309 - 4 bolt mount BLD 15.23mm
10/74-8/79	Crown MS83,MS85 - manual steer	BJ309 (BJ114)	BJ162	SX1211	TE541L 555	TE541L 555	TE542R 555	TE542R 555					SX5217 555		SX1211 - straight arm SX5217 - 180mm o/all 135mm c/c 41 splines BJ309 - 4 bolt mount BLD 15.23mm
10/74-8/79	Crown MS83,MS85 - power steer	BJ309 (BJ114)	BJ162	SX1129 NLA	TE541L 555	TE541L 555	TE542R 555	TE542R 555					SX5485		SX1129 - slight bend in arm BJ309 - 4 bolt mount BLD 15.23mm
9/79-83	Crown MS111,MS112 - manual steer	BJ309 (BJ114)	BJ162	SX1211	TE541L 555	TE541L 555	TE542R 555	TE542R 555		TR952 555			SX9175 or SX1228		SX1211 - straight arm In some cases SX9175 will not fit MS112 crown Check pitman arms prior to ordering!
9/79-83	Crown MS111,MS112 - power steer	BJ309 (BJ114)	BJ162	SX1129 NLA	TE541L 555	TE541L 555	TE542R 555	TE542R 555		TR952 555			SX9175 or SX1228		SX1129 - slight bend in arm In some cases SX9175 will not fit MS112 crown Check pitman arms prior to ordering!
8/83-8/87	Crown MS123	BJ309 (BJ114)	BJ310	SX1230	TE801L (TE642L)	TE801L (TE642L)	TE802R (TE711R)	TE802R (TE711R)		TR402 555			SX1228 NLA		BJ309 - 4 bolt mount BLD 15.23mm
9/87-91	Crown MS13# series	BJ309 (BJ114)	BJ162	SX1231	TE801L (TE642L)	TE801L (TE642L)	TE802R (TE711R)	TE802R (TE711R)					SX2580 (SX1212)		BJ309 - 4 bolt mount BLD 15.23mm
	ECHO														
2000-02	Echo		BJ3602 555		TE9026L 555	TE9026R 555			RE3600 (RE6441) 99-02						For Ball Joint inc. arm - use BJ9035L & BJ9035R
2003-on	Echo		BJ3602 555		TE648	TE648									For Ball Joint inc. arm - use BJ9035L & BJ9035R
	iQ														
1/09-on	iQ AJ1														
	LEXCEN														
10/88-10/91	Lexcen VN,VP - manual steer		BJ166 & BJ166OS (oversize)		TE738 or TE526R	TE738 or TE526R			RE823 (P191012)						
10/88-6/93	Lexcen VN,VP - power steer		BJ166 & BJ166OS (oversize)		TE738 or TE526R	TE738 or TE526R			RE824 (P191012)						

Part Number KEY
 BLUE - item avail ex. stock
 GREEN - under development
 RED - not a normally stocked line
 555 - also avail in 555 brand

		 BALL JOINT UPPER	 BALL JOINT LOWER / KING PIN SET	 IDLER	 TIE ROD END L/H OUTER	 TIE ROD END R/H OUTER	 TIE ROD END L/H INNER	 TIE ROD END R/H INNER	 RACK END	 SIDE ROD	 CENTRE ROD	 DRAG LINK	 PITMAN	 SWAY BAR LINK		
7/93-on	Lexcen VR, VS		RH-BJ366R (BJ300R) LH-BJ366L (BJ300L)		TE750	TE750			RE827 (P191031) (RE951)							
LEXUS - see LEXUS (AS MAKE)																
MR2																
6/84-89	MR2 AW10 AW11 sports coupe		BJ234 - front BJ231 - rear		TE649 (TE624R)	TE649 (TE624R)			RE2660					Front STB8013 Rear STB7806	BJ231 - four wheel steer rear ball joints	
12/89-94	MR2 SW20 sports coupe		BJ234 - front BJ231 - rear		TE4547 (TE7133)	TE4546 (TE7130)			RE1021 (RE4553)					Front STB7807 Rear STB7808	BJ231 - four wheel steer rear ball joints	
10/00-10/05	MR2 30 series															
PASEO																
1/91-11/95	Paseo EL44		RH-BJ551R LH-BJ552L		TE572 (TE2941)	TE572 (TE2941)			RE2740 (RE2940)							
11/95-00	Paseo EL54		RH-BJ551R LH-BJ552L		TE572 (TE2941)	TE572 (TE2941)			RH-RE912R LH-RE912L					Front STB7809		
PRIUS																
8/03-on	Prius				TE4414L 555	TE4414R 555										
RAV4 - see TOYOTA - Commercial																
SOARER																
2/81-86	GZ1#, MZ1#		BJ314 (BJ232)		TE640R 555	TE640R 555			RE878	TR640					BJ314 - press in Body dia. 44mm	
1/86-4/91	GZ2#, MZ2#		BJ360 (BJ435)						RE879	TR3530					BJ360 - 3 bolt bount - bracket approx. 45deg to ball stud housing	
5/91-on	JZZ3#, UZZ3#	BJ2946 555	RH-BJ6865 LH-BJ6965 555						RE3520 (RE29295)					Front STB4209 120mm Rear	RE3520 - 232mm 14x1.5 (socket) 14x1.5 (tre)	

Part Number KEY
 BLUE - item avail ex. stock
 GREEN - under development
 RED - not a normally stocked line
 555 - also avail in 555 brand



ROADsafe

		BALL JOINT UPPER	BALL JOINT LOWER / KING PIN SET	IDLER	TIE ROD END L/H OUTER	TIE ROD END R/H OUTER	TIE ROD END L/H INNER	TIE ROD END R/H INNER	RACK END	SIDE ROD	CENTRE ROD	DRAG LINK	PITMAN	SWAY BAR LINK
														STB4208 63mm
	SPRINTER COUPE													
1983-86	Sprinter Coupe AE86 1.6lt - manual steer		BJ145 555		TE803R 555	TE803R 555			RE862					
1983-86	Sprinter Coupe AE86 1.6lt - power steer		BJ145 555		TE803R 555	TE803R 555			RE868					
	STARLET													
1978-80	Starlet KP6													
1984-90	Starlet EP70,NP70 (imported)		BJ272 555						RE701					
1990-99	Starlet EP80,NP80,EP90,NP90 manual steer		RH-BJ551R LH-BJ552L		TE572	TE572			RE2940 manual					
1990-99	Starlet EP80,NP80,EP90,NP90 power steer		RH-BJ551R LH-BJ552L		TE572	TE572			RE3570 power					
	SUPRA													
1981-86	Supra MA61,SA63 - manual steer		BJ314 (BJ232)		TE640R 555	TE640R 555			RE878					BJ314 - press in Body dia. 44mm RE878 - 190mm 14x1.5 (socket) 14x1.5 (tre)
1981-86	Supra MA61,SA63 - power steer		BJ314 (BJ232)		TE641R 555	TE641R 555			RE878					BJ314 - press in Body dia. 44mm RE878 - 190mm 14x1.5 (socket) 14x1.5 (tre)
2/86-4/93	Supra MA70		BJ360		TE3686R	TE3686R			RE878 or RE879					Front STB4209 108mm Rear STB4209 108mm BJ360 - 3 bolt bount - bracket approx. 45deg to ball stud housing
2/86-4/93	Supra MA71		BJ360		TE3686R	TE3686R			RE3520 (RE29295)					
1993-98	Supra JZA80													Front STB8014 Rear STB4209

















































Part Number KEY
 BLUE - item avail ex. stock
 GREEN - under development
 RED - not a normally stocked line
 555 - also avail in 555 brand

		 BALL JOINT UPPER	 BALL JOINT LOWER / KING PIN SET	 IDLER	 TIE ROD END L/H OUTER	 TIE ROD END R/H OUTER	 TIE ROD END L/H INNER	 TIE ROD END R/H INNER	 RACK END	 SIDE ROD	 CENTRE ROD	 DRAG LINK	 PITMAN	 SWAY BAR LINK	
														75mm	
	T18 - see COROLLA														
	TERCEL														
5/82-1/88	Tercel Wagon AL20,AL25 - manual steer		BJ234		TE3645L	TE3645R			RE868	RH-TR645R LH-TR645L					Tie rod ends - same as side rods - 275mm long RE868 - 158mm 14x1.5 (socket) 14x1.5 (tre)
5/82-1/88	Tercel Wagon AL20,AL25 - power steer		BJ234		TE3646L	TE3646R			RE868	RH-TR646R LH-TR646L					Tie rod ends - same as side rods - 265mm long RE868 - 158mm 14x1.5 (socket) 14x1.5 (tre)
2/88-90	Tercel		BJ2702 		TE648	TE648									TE648 - Female RHT M14 x 1.5
1991-99	Tercel		RH-BJ2942R LH-BJ2942L		TE2942	TE2942									
	VIENTA - see CAMRY														
	YARIS														
2003-on	Yaris		BJ4192 or RH-BJ9135 LH-BJ9136		TE2301L	TE2301R			RE7801	 BJ9135 BJ9136					BJ4192 - Ball Joint Only BJ9135/9136 - Arms inc. Ball Joint RE7801 - 252mm 14x1.5 (socket) 14x1.5 (tre)
TOYOTA - Commercial															
	BLIZZARD														
1982-84	Blizzard LD10				TE712L 	TE600R 									TE712L - 322mm 22x1.5 LHT BLD 16.45mm TE600R - 93mm 20x1.5 RHT BLD 16.45mm
1984-on	Blizzard LD20, LD21					TE631R 	TE699R 	TE700L 		TR647 					
	BUNDERA - see LANDCRUISER														
	COASTER														
10/69-72	Coaster RU1#, JU1#, BU1#, BB1#, RB1#		KX247		TE654L 	TE654R 									King pin set - 25mm x 154mm

Part Number KEY
 BLUE - item avail ex. stock
 GREEN - under development
 RED - not a normally stocked line
 - also avail in 555 brand

300 - 2000


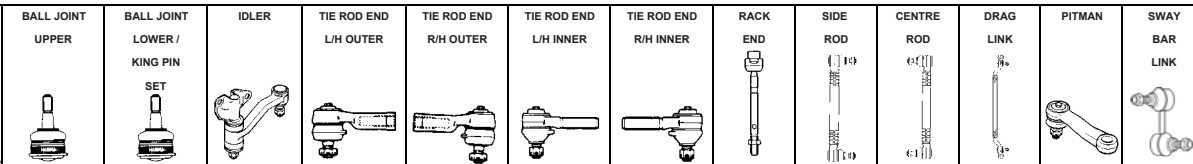
OEM Products

		 BALL JOINT UPPER	 BALL JOINT LOWER / KING PIN SET	 IDLER	 TIE ROD END L/H OUTER	 TIE ROD END R/H OUTER	 TIE ROD END L/H INNER	 TIE ROD END R/H INNER	 RACK END	 SIDE ROD	 CENTRE ROD	 DRAG LINK	 PITMAN	 SWAY BAR LINK			
2/72-79	Coaster RU1#, JU1#, BU1#, BB1#, RB1#		KX247		TE598L  LH Thread	TE597R  RH Thread										King pin set - 25mm x 154mm TE598L - 100mm 21x1.5 BLD 16.42mm TE597R - Male RHT M21x1.5	
1979-82	Coaster RU1#, JU1#, BU1#, BB1#, RB1#, BU61		KX261		TE598L  LH Thread	TE597R  RH Thread											King pin set - 28mm x 159mm TE598L - 100mm 21x1.5 BLD 16.42mm TE597R - Male RHT M21x1.5
5/82-93	Coaster RB2#, BB2#, BB3#, HB3#, HZB3#, HDB20, HDB30#	BJ263 	RH-BJ8068 LH-BJ8069 	SX2490 NLA (without pivot)	TE655L  LH Thread	TE655L  LH Thread	TE656 (TE656R) 	TE656 (TE656R) 		TR9175 	TR9185 	TR2490 					TE655L - 95.5mm 20x1.5 BLD 20.65mm BJ9095 - can use BJ9095 in place of BJ263 but not vice versa.
1/93-on	Coaster BB4#, HDB5#, HZB4#, HZB5#	BJ9095 	RH-BJ9015 LH-BJ9018	SX2490 NLA (without pivot)	TE3551  LH Thread	TE3551  LH Thread	TE656 (TE656R) 	TE656 (TE656R) 		TR3550 	TR9215 	TR9105 					BJ9095 - can use BJ9095 in place of BJ263 but not vice versa.
DA SERIES																	
1962-on	DA100, DA115, FA90, FA100		KX415														
1969-84	DA115 truck, DR10, DR15bus 6ton		KX263		TE389L  LH Thread	TE389R  RH Thread											King pin set - 40mm x 216mm
DYNA																	
up to 1969	Dyna RK150, RK106, RK170 series		KX246		TE598L  LH Thread	TE597R  RH Thread											TE598L - 100mm 21x1.5 BLD 16.42mm TE597R - Male RHT M21x1.5
1969-72	Dyna RU10,RU12,RU15 - 2000/2500kg		KX247														King pin set - 25mm x 154mm
1972-78	Dyna RU10/12/15/20/30, BU10/20/32/36, HU10/15/30/40/50		KX247		TE598L  LH Thread	TE597R  RH Thread											King pin set - 25mm x 154mm TE598L - 100mm 21x1.5 BLD 16.42mm TE597R - Male RHT M21x1.5
1978-83	Dyna RU10/12/15/20/30, BU10/20/32/36, HU10/15/30/40/50		KX262		TE598L  LH Thread	TE597R  RH Thread											King pin set - 28mm x 160mm TE598L - 100mm 21x1.5 BLD 16.42mm TE597R - Male RHT M21x1.5
1984	Dyna BU40, BU50		KX430														King pin set - 35mm x 205.5mm
1984-87	Dyna BU60		KX428		TE655L  LH Thread	TE655R  RH Thread											King pin set - 28mm x 160mm TE655L - 95.5mm 20x1.5 BLD 20.65mm
84-8/87	Dyna BU77, BU85, BU88, BU93, BU98		KX428		TE598L  LH Thread	TE597R  RH Thread											King pin set - 28mm x 160mm with 2 roller bearings TE598L - 100mm 21x1.5 BLD 16.42mm TE597R - Male RHT M21x1.5

Part Number KEY
 BLUE - item avail ex. stock
 GREEN - under development
 RED - not a normally stocked line
 - also avail in 555 brand

		 BALL JOINT UPPER	 BALL JOINT LOWER / KING PIN SET	 IDLER	 TIE ROD END L/H OUTER	 TIE ROD END R/H OUTER	 TIE ROD END L/H INNER	 TIE ROD END R/H INNER	 RACK END	 SIDE ROD	 CENTRE ROD	 DRAG LINK	 PITMAN	 SWAY BAR LINK		
84-8/87	Dyna WU90, BU90/95, HU40		KX431		TE655L male end or TE7655L female end	TE655R male end or TE7655R female end										<i>Please note: it has been identified that some vehicles in this model range were fitted with female tie rod ends. Please check prior to ordering.</i> TE655L - 95.5mm 20x1.5 BLD 20.65mm
1985-on	Dyna YU60/62, BU61/65		KX428		TE655L male end or TE7655L female end	TE655R male end or TE7655R female end										<i>Please note: it has been identified that some vehicles in this model range were fitted with female tie rod ends. Please check prior to ordering.</i> TE655L - 95.5mm 20x1.5 BLD 20.65mm
8/85-87	Dyna LY60/61		KX426		TE598L LH Thread	TE597R RH Thread										TE598L - 100mm 21x1.5 BLD 16.42mm TE597R - Male RHT M21x1.5
1987-on	Dyna LY60/61		KX428		TE598L LH Thread	TE597R RH Thread										TE598L - 100mm 21x1.5 BLD 16.42mm TE597R - Male RHT M21x1.5
8/85-7/89	Dyna YH80, LH80 - truck	BJ302 (BJ236) 4 bolt mount	BJ303 (BJ237) 	SX2790 	TE540L LH Thread	TE540L LH Thread	TE643R RH Thread	TE643R RH Thread		TR2481	TR9165 	TR9195 				BJ303 - 4 bolt mount BLD 18mm If taper on BJ303 is too large - use BJ225 <i>NOTE - TRW / PAJA used to reference BJ302 for Corolla - confirm vehicle application if ordered by part number</i>
8/89-93	Dyna KZH100, 110 - truck	BJ837	BJ303 (BJ237) 	SX2790 	TE540L LH Thread	TE540L LH Thread	TE643R RH Thread	TE643R RH Thread		TR2481	TR9165 	TR9195 				BJ303 - 4 bolt mount BLD 18mm If taper on BJ303 is too large - use BJ225
99-on	Dyna XZU301				TE9256L	TE9416R										
99-on	Dyna XZU334				TE9266L	TE9426R										
1983-88	4 RUNNER LN60, YN60	not required	not required		TE659R (TE3674R)	TE658L (TE658)						TE442K**				** Drag link repair kit - TE442K suits some models
8/85-8/88	LN61, LN66, YN63, RN61, RN66, YN63,	BJ500	BJ265	SX1215	TE540L	TE540L	TE702R	TE702R						SX5720		BJ500 - 4 bolt mount BLD 17.17mm

Part Number KEY
 BLUE - item avail ex. stock
 GREEN - under development
 RED - not a normally stocked line
 - also avail in 555 brand


















OEM Products Roadsafe

		BALL JOINT UPPER	BALL JOINT LOWER / KING PIN SET	IDLER	TIE ROD END L/H OUTER	TIE ROD END R/H OUTER	TIE ROD END L/H INNER	TIE ROD END R/H INNER	RACK END	SIDE ROD	CENTRE ROD	DRAG LINK	PITMAN	SWAY BAR LINK	
	VZN66, YZN61	(BJ264) 555	555	555	555	555	555	555					(SX1216) 555		BJ265 - 4 bolt mount BLD 18.02mm SX1215 - 3 bolt mount - 155mm c/c arm
8/88-8/91	RN130, RN135, YN130, YN135, LN130, LN135, VZN130 with independent front suspension (inc. Surf) inc. SURF	BJ500 (BJ264) 555	BJ502 (BJ503) 555	SX1215 555 155mm arm	TE540L 555	TE540L 555	TE702R 555	TE702R 555					(SX1216) 555	Front RH-STB8009 LH-STB8010	BJ500 - 4 bolt mount BLD 17.17mm BJ502 - 4 bolt mount BLD 18.02mm SX1215 - 3 bolt mount - 155mm c/c arm Rear Panhard Rod - APR006
8/91-1995	RN130, RN135, YN130, YN135, LN130, LN135, VZN130 with independent front suspension (inc. Surf) inc. SURF	BJ500 (BJ264) 555	BJ502 (BJ503) 555	SX9375 159mm arm	TE540L 555	TE540L 555	TE702R 555	TE702R 555					(SX5300) (SX5250) 555	Rear STB8125	BJ500 - 4 bolt mount BLD 17.17mm BJ502 - 4 bolt mount BLD 18.02mm SX9375 - 3 bolt mount - 159mm c/c arm Rear Panhard Rod - APR006
1996-02	RZN18#, VZN18#	BJ9016 555	RH-BJ3804R LH-BJ3804L		TE3561L 555	TE3561R 555			RE9075 555						RE9075 - 148mm 18x1.5 (socket) F20x1.5 (tre)
2003-05	GRN21#, UZN21#	BJ3841 555	BJ3842 555		TE3841 555	TE3841 555			RE3840 555						RE3840 - 276mm 22x1.5mm (socket) - 15x1.5 (tre)
2005-on	KUN51, TGN51		BJ9490 (BJ3882) 555						RE3880 555						RE3880 - 310mm 14x1.5 (socket) 15x1.5 (tre)
HIACE - Van, Wagon & Commuter (also see HIACE - Truck)															
9/67-1/71	Hiace PH10, RH15 - van, wagon, commuter	BJ66	BJ67 555 Bolt In		TE450L 12mm x 1.25mm ball bolt thread	TE450R				RH-TR211R LH-TR211L		DL402 some models			BJ67 - 14mm ball bolt thread - use '555' brand only DL402 - check before ordering
2/71-1/72	Hiace PH1#, RH10, RH11 - van, wagon, commuter	BJ66	BJ67 555 Bolt In	SX4218 bell crank	TE484L 14mm x 1.25mm ball bolt thread	TE484R				RH-TR648R LH-TR648L		DL402 555			BJ67 - 14mm ball bolt thread - use '555' brand only DL402 - 380mm c/c ball studs offset approx. 45deg SX4218 - boomerang shape
2/72-11/75	Hiace PH1#, RH10, RH16 - van, wagon, commuter	BJ66	BJ127 (16mm)	SX1160 2 bolt mount	TE484L 555 LH Thread	TE484L 555 LH Thread	TE485R RH Thread	TE485R RH Thread		TR649 555 350mm long	TR2110 555 560mm	DL402 555 box to bell crank			SX1160 - 2 bolt mount BJ127 - 16mm ball bolt thread TR2110 - 560mm c/c b/w holes DL402 - 380mm c/c ball studs offset approx. 45deg
12/75-1/77	Hiace PH1#, RH10, RH16 - van, wagon, commuter	BJ66	BJ127	SX1160 2 bolt mount	TE484L 555 LH Thread	TE484L 555 LH Thread	TE485R RH Thread	TE485R RH Thread		TR649 555 350mm long	TR2111 555	DL402 555 box to			SX1160 - 2 bolt mount TR2111 - 615mm c/c b/w holes TR2111 - 'bump' points down with ball stop up




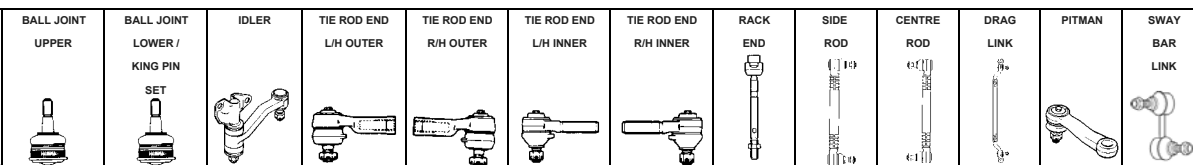
Part Number KEY
 BLUE - item avail ex. stock
 GREEN - under development
 RED - not a normally stocked line
555 - also avail in 555 brand

TOYOTA - COROLLA -

		 BALL JOINT UPPER	 BALL JOINT LOWER / KING PIN SET	 IDLER	 TIE ROD END L/H OUTER	 TIE ROD END R/H OUTER	 TIE ROD END L/H INNER	 TIE ROD END R/H INNER	 RACK END	 SIDE ROD	 CENTRE ROD	 DRAG LINK	 PITMAN	 SWAY BAR LINK		
																DL402 - 380mm c/c ball studs offset approx. 45deg
2/77-11/82	Hiace RH11, RH2#, RH3#, RH4# - van, wagon, commu Hiace LH11, LH2#, LH3# - van, wagon, commuter	BJ66	BJ127	SX1160 2 bolt mount	TE484L 555 LH Thread	TE484L 555 LH Thread	TE485R RH Thread	TE485R RH Thread		TR649 555 350mm long	TR2180 bell crank to idler 618mm	DL402 555 box to bell crank				SX1160 - 2 bolt mount TR2180 - 618mm c/c b/w holes DL402 - 380mm c/c ball studs offset approx. 45deg
12/82-8/85	Hiace LH50, LH60, LH70 - van and commuter Hiace YH5#, YH6#, YH7# - van and commuter	BJ302 (BJ236) 555 4 bolt mount	BJ303 (BJ237) 555 4 bolt mount	SX4260 3 bolt mount 555	TE540L 555 Male LHT M17 x 1.5	TE540L 555 Male LHT M17 x 1.5	TE643R RH Thread	TE643R RH Thread		TR451 555 adj to 480mm	TR500 555 665mm c/e 523mm	TR501 555 450mm box to bell crank				SX4260 - 3 bolt mount TR501 - 450mm 45deg offset ends BJ303 - 4 bolt mount BLD 18mm If taper on BJ303 is too large - use BJ225 TR500 - 665mm c/e ball stud one end only TR500 - 523mm c/c b/w holes
12/82-8/85	Hiace LH50, LH60, LH70 - wagon Hiace YH5#, YH6#, YH7# - wagon	BJ302 (BJ236) 555 4 bolt mount	BJ303 (BJ237) 555 4 bolt mount	SX4260 3 bolt mount 555	TE540L 555 Male LHT M17 x 1.5	TE540L 555 Male LHT M17 x 1.5	TE643R RH Thread	TE643R RH Thread		TR451 555	TR4505 wagon only 450mm	TR501 555 450mm				SX4260 - 3 bolt mount TR501 - 450mm 45deg offset ends BJ303 - 4 bolt mount BLD 18mm If taper on BJ303 is too large - use BJ225
9/85-7/89	Hiace LH51, LH61, LH71 - van and commuter	BJ302 (BJ236) 555 4 bolt mount	BJ303 (BJ237) 555 4 bolt mount	SX2790 555 or SX4260 3 bolt mount	TE540L 555 Male LHT M17 x 1.5	TE540L 555 Male LHT M17 x 1.5	TE643R RH Thread	TE643R RH Thread		TR2481	TR500 555 665mm	TR501 555 450mm				TR501 - 450mm 45deg offset ends BJ303 - 4 bolt mount BLD 18mm If taper on BJ303 is too large - use BJ225
9/85-7/89	Hiace LH51, LH61, LH71 - wagon	BJ302 (BJ236) 555 4 bolt mount	BJ303 (BJ237) 555 4 bolt mount	SX2790 555 or SX4260 3 bolt mount	TE540L 555 Male LHT M17 x 1.5	TE540L 555 Male LHT M17 x 1.5	TE643R RH Thread	TE643R RH Thread		TR2481	TR4505 wagon only 450mm	TR501 555 450mm				TR501 - 450mm 45deg offset ends BJ303 - 4 bolt mount BLD 18mm If taper on BJ303 is too large - use BJ225
9/85-7/89	Hiace YH5#, YH6#, YH7# - van and commuter	BJ302 (BJ236) 555 4 bolt mount	BJ303 (BJ237) 555 4 bolt mount	SX2791 2 bolt mount or SX4260 3 bolt mount	TE540L 555 Male LHT M17 x 1.5	TE540L 555 Male LHT M17 x 1.5	TE643R RH Thread	TE643R RH Thread		TR2481	TR500 555 450mm	TR501 555 450mm				TR501 - 450mm 45deg offset ends BJ303 - 4 bolt mount BLD 18mm If taper on BJ303 is too large - use BJ225
9/85-7/89	Hiace YH5#, YH6#, YH7# - wagon	BJ302 (BJ236) 555 4 bolt mount	BJ303 (BJ237) 555 4 bolt mount	SX2791 2 bolt mount or SX4260 3 bolt mount	TE540L 555 Male LHT M17 x 1.5	TE540L 555 Male LHT M17 x 1.5	TE643R RH Thread	TE643R RH Thread		TR2481	TR4505 wagon only 450mm	TR501 555 450mm				SX4260 - 3 bolt mount TR501 - 450mm 45deg offset ends BJ303 - 4 bolt mount BLD 18mm If taper on BJ303 is too large - use BJ225
8/89-7/93	Hiace KZH100/110/120 - van, wagon, commuter	BJ837	BJ303		TE994	TE994			RE1022							RE1022 - 293mm 14x1.5 (socket) 17x1.5 (tre)

Part Number KEY
 BLUE - item avail ex. stock
 GREEN - under development
 RED - not a normally stocked line
 555 - also avail in 555 brand

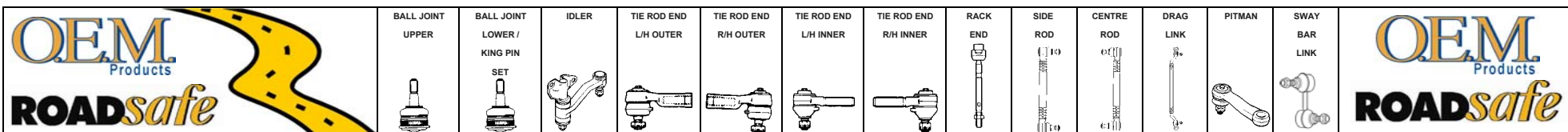
Copyright © 2011
 Copyright Roadsafe Automotive
 Products Pty. Ltd. © 2011
 All Rights Reserved. E.&O.E.



1
2
3
4
5
6
7
8
9
10
11
12
13
14
15
16
17
18
19
20
21
22
23
24
25
26
27
28
29
30
31
32
33
34
35
36
37
38
39
40
41
42
43
44
45
46
47
48
49
50
51
52
53
54
55
56
57
58
59
60
61
62
63
64
65
66
67
68
69
70
71
72
73
74
75
76
77
78
79
80
81
82
83
84
85
86
87
88
89
90
91
92
93
94
95
96
97
98
99
100
101
102
103
104
105
106
107
108
109
110
111
112
113
114
115
116
117
118
119
120
121
122
123
124
125
126
127
128
129
130
131
132
133
134
135
136
137
138
139
140
141
142
143
144
145
146
147
148
149
150
151
152
153
154
155
156
157
158
159
160
161
162
163
164
165
166
167
168
169
170
171
172
173
174
175
176
177
178
179
180
181
182
183
184
185
186
187
188
189
190
191
192
193
194
195
196
197
198
199
200
201
202
203
204
205
206
207
208
209
210
211
212
213
214
215
216
217
218
219
220
221
222
223
224
225
226
227
228
229
230
231
232
233
234
235
236
237
238
239
240
241
242
243
244
245
246
247
248
249
250
251
252
253
254
255
256
257
258
259
260
261
262
263
264
265
266
267
268
269
270
271
272
273
274
275
276
277
278
279
280
281
282
283
284
285
286
287
288
289
290
291
292
293
294
295
296
297
298
299
300
301
302
303
304
305
306
307
308
309
310
311
312
313
314
315
316
317
318
319
320
321
322
323
324
325
326
327
328
329
330
331
332
333
334
335
336
337
338
339
340
341
342
343
344
345
346
347
348
349
350
351
352
353
354
355
356
357
358
359
360
361
362
363
364
365
366
367
368
369
370
371
372
373
374
375
376
377
378
379
380
381
382
383
384
385
386
387
388
389
390
391
392
393
394
395
396
397
398
399
400
401
402
403
404
405
406
407
408
409
410
411
412
413
414
415
416
417
418
419
420
421
422
423
424
425
426
427
428
429
430
431
432
433
434
435
436
437
438
439
440
441
442
443
444
445
446
447
448
449
450
451
452
453
454
455
456
457
458
459
460
461
462
463
464
465
466
467
468
469
470
471
472
473
474
475
476
477
478
479
480
481
482
483
484
485
486
487
488
489
490
491
492
493
494
495
496
497
498
499
500
501
502
503
504
505
506
507
508
509
510
511
512
513
514
515
516
517
518
519
520
521
522
523
524
525
526
527
528
529
530
531
532
533
534
535
536
537
538
539
540
541
542
543
544
545
546
547
548
549
550
551
552
553
554
555
556
557
558
559
560
561
562
563
564
565
566
567
568
569
570
571
572
573
574
575
576
577
578
579
580
581
582
583
584
585
586
587
588
589
590
591
592
593
594
595
596
597
598
599
600
601
602
603
604
605
606
607
608
609
610
611
612
613
614
615
616
617
618
619
620
621
622
623
624
625
626
627
628
629
630
631
632
633
634
635
636
637
638
639
640
641
642
643
644
645
646
647
648
649
650
651
652
653
654
655
656
657
658
659
660
661
662
663
664
665
666
667
668
669
670
671
672
673
674
675
676
677
678
679
680
681
682
683
684
685
686
687
688
689
690
691
692
693
694
695
696
697
698
699
700
701
702
703
704
705
706
707
708
709
710
711
712
713
714
715
716
717
718
719
720
721
722
723
724
725
726
727
728
729
730
731
732
733
734
735
736
737
738
739
740
741
742
743
744
745
746
747
748
749
750
751
752
753
754
755
756
757
758
759
760
761
762
763
764
765
766
767
768
769
770
771
772
773
774
775
776
777
778
779
780
781
782
783
784
785
786
787
788
789
790
791
792
793
794
795
796
797
798
799
800
801
802
803
804
805
806
807
808
809
810
811
812
813
814
815
816
817
818
819
820
821
822
823
824
825
826
827
828
829
830
831
832
833
834
835
836
837
838
839
840
841
842
843
844
845
846
847
848
849
850
851
852
853
854
855
856
857
858
859
860
861
862
863
864
865
866
867
868
869
870
871
872
873
874
875
876
877
878
879
880
881
882
883
884
885
886
887
888
889
890
891
892
893
894
895
896
897
898
899
900
901
902
903
904
905
906
907
908
909
910
911
912
913
914
915
916
917
918
919
920
921
922
923
924
925
926
927
928
929
930
931
932
933
934
935
936
937
938
939
940
941
942
943
944
945
946
947
948
949
950
951
952
953
954
955
956
957
958
959
960
961
962
963
964
965
966
967
968
969
970
971
972
973
974
975
976
977
978
979
980
981
982
983
984
985
986
987
988
989
990
991
992
993
994
995
996
997
998
999
1000

		BALL JOINT UPPER	BALL JOINT LOWER / KING PIN SET	IDLER	TIE ROD END L/H OUTER	TIE ROD END R/H OUTER	TIE ROD END L/H INNER	TIE ROD END R/H INNER	RACK END	SIDE ROD	CENTRE ROD	DRAG LINK	PITMAN	SWAY BAR LINK	
		555 4 bolt mount	(BJ237) 555		555 Female RHT	555 Female RHT			(RE998) (RE7123)						TE994 - 127mm 17x1.5 female BLD 14.6mm BJ303 - 4 bolt mount BLD 18mm
8/89-7/93	Hiace LH100/102/103/110/113/115/120/123 125/140 - van, wagon, commuter	BJ837 555 4 bolt mount	BJ303 (BJ237) 555 4 bolt mount		TE994 555 Female RHT M17 x 1.5	TE994 555 Female RHT M17 x 1.5			RE1022 (RE998) (RE7123)						RE1022 - 293mm 14x1.5 (socket) 17x1.5 (tre) TE994 - 127mm 17x1.5 female BLD 14.6mm BJ303 - 4 bolt mount BLD 18mm If taper on BJ303 is too large - use BJ225
8/89-7/93	Hiace RZH10#, RZH11#, RZH12# - van, wagon, comm	BJ837 555 4 bolt mount	BJ303 (BJ237) 555 4 bolt mount		TE994 555 Female RHT M17 x 1.5	TE994 555 Female RHT M17 x 1.5			RE1022 (RE998) (RE7123)						RE1022 - 293mm 14x1.5 (socket) 17x1.5 (tre) TE994 - 127mm 17x1.5 female BLD 14.6mm BJ303 - 4 bolt mount BLD 18mm If taper on BJ303 is too large - use BJ225
8/93-on	Hiace KZH100/110/120 - van, wagon, commuter	BJ837 555 4 bolt mount	BJ303 (BJ237) 555 4 bolt mount		TE994 555 Female RHT M17 x 1.5	TE994 555 Female RHT M17 x 1.5			RE1022 (RE998) (RE7123)						RE1022 - 293mm 14x1.5 (socket) 17x1.5 (tre) TE994 - 127mm 17x1.5 female BLD 14.6mm BJ303 - 4 bolt mount BLD 18mm If taper on BJ303 is too large - use BJ225
8/93-on	Hiace LH100/102/103/110/113/115/120/123 125/140 - van, wagon, commuter	BJ837 555 4 bolt mount	BJ303 (BJ237) 555 4 bolt mount		TE994 555 Female RHT M17 x 1.5	TE994 555 Female RHT M17 x 1.5			RE1022 (RE998) (RE7123)						RE1022 - 293mm 14x1.5 (socket) 17x1.5 (tre) TE994 - 127mm 17x1.5 female BLD 14.6mm BJ303 - 4 bolt mount BLD 18mm If taper on BJ303 is too large - use BJ225
8/93-7/95	Hiace RZH10#, RZH11#, RZH12# - van, wagon, comm	BJ837 555 4 bolt mount	BJ303 (BJ237) 555 4 bolt mount		TE994 555 Female RHT M17 x 1.5	TE994 555 Female RHT M17 x 1.5			RE1022 (RE998) (RE7123)						RE1022 - 293mm 14x1.5 (socket) 17x1.5 (tre) TE994 - 127mm 17x1.5 female BLD 14.6mm
8/95-on	Hiace LH103/113/125, RZH103/113/125 manual steer	RH-BJ1277R LH-BJ1278L inc. Arm	BJ3682 555 4 bolt mount		TE9325 555	TE9325 555			RE998 (RE9505) manual				Front RH-STB8127 LH-STB8128		RE998 - 293mm 14x1.5 (socket) 17x1.5 (tre) BJ3682 - 4 bolt mount butterfly style
8/95-05	Hiace LH103/113/125, RZH103/113/125 Hiace LH110, 11#, 12#, 16#, 17#, 18# KZH10#, 11#, 126, 13# RZH10#, 11#, 12#, 133	RH-BJ1277R (BJ8066) LH-BJ1278L (BJ8067) inc. Arm	BJ3682 555 4 bolt mount		TE9325 555	TE9325 555			RE9565 p/steer				Front RH-STB8127 LH-STB8128		BJ3682 - 4 bolt mount butterfly style
2005-2008	Hiace KHD200 series - with ABS	RH-BJ1279 LH-BJ1280 inc. Arm	BJ3972 555		TE3971 555	TE3971 555			RE3970 555						
2005-2008	Hiace KHD200 series - no ABS	RH-BJ1281 LH-BJ1282 inc. Arm	BJ3972 555		TE3971 555	TE3971 555			RE3970 555						

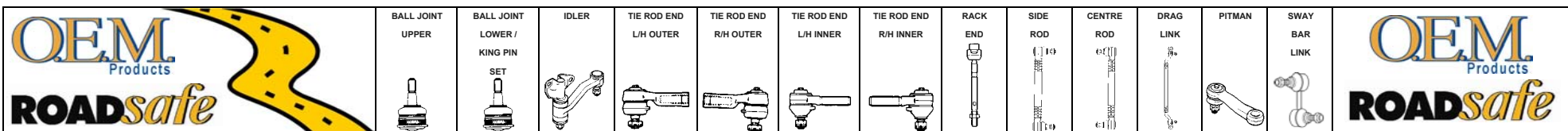
Part Number KEY
 BLUE - item avail ex. stock
 GREEN - under development
 RED - not a normally stocked line
 555 - also avail in 555 brand



		BALL JOINT UPPER	BALL JOINT LOWER / KING PIN SET	IDLER	TIE ROD END L/H OUTER	TIE ROD END R/H OUTER	TIE ROD END L/H INNER	TIE ROD END R/H INNER	RACK END	SIDE ROD	CENTRE ROD	DRAG LINK	PITMAN	SWAY BAR LINK		
	HIACE - Truck															
2/77-11/79	Hiace RH11 - truck	BJ66	BJ127	SX1160	TE484L 555	TE484L 555	TE485R RH Thread	TE485R RH Thread		TR649 555	TR2180	DL402 555			SX4260 - 3 bolt mount	
12/79-7/85	Hiace RH24, LH24 - truck	BJ66	BJ127	SX1160	TE484L 555	TE484L 555	TE485R RH Thread	TE485R RH Thread		TR649 555	TR2180	DL402 555			SX4260 - 3 bolt mount	
8/85-7/89	Hiace YH80, LH80 - truck	BJ302 (BJ236) 555 4 bolt mount	BJ303 (BJ237) 555	SX2790 555	TE540L 555 LH Thread	TE540L 555 LH Thread	TE800R (TE643R) RH Thread	TE800R (TE643R) RH Thread		TR2481	TR9165 555	TR9195 555			<i>NOTE - TRW / PAJA used to reference BJ302 for Corolla - confirm vehicle application if ordered by part number</i>	
11/87-89	Hiace LH85 - truck - 4WD		BJ265		TE994	TE994			RE9145							
10/89-on	Hiace LH85 - truck - 4WD		BJ3682		TE994	TE994			RE2871							
1995-on	LY10#, LY11#, YY101						TE800R (TE643R)	TE800R (TE643R)								
	HILUX 2WD															
3/68-4/72	Hilux RN1# 2WD	BJ309 (BJ114)	BJ67 555 Bolt In	SX1165	TE452L 12mm x 1.25mm ball bolt thread	TE451L	TE454R 555	TE454R 555								BJ67 - 14mm ball bolt thread - use '555' brand only BJ309 - 4 bolt mount BLD 15.23mm
5/72-73	Hilux RN2# 2WD	BJ309 (BJ114)	BJ127	SX2200 idler arm	TE487L 14mm x 1.25mm ball bolt thread Male LHT M17 x 1.5	TE486L Male LHT M17 x 1.5	TE488R Male RHT M17 x 1.5	TE488R Male RHT M17 x 1.5		RH-TR650R LH-TR650L			SX5227		BJ309 - 4 bolt mount BLD 15.23mm	
1/73-7/78	Hilux RN2# 2WD	BJ309 (BJ114)	BJ127	SX1200 2 bolt mount 555	TE487L Male LHT M17 x 1.5	TE486L Male LHT M17 x 1.5	TE488R Male RHT M17 x 1.5	TE488R Male RHT M17 x 1.5		RH-TR650R LH-TR650L			SX5201 555		BJ309 - 4 bolt mount BLD 15.23mm	
8/78-10/83	Hilux RN3#, RN4# 2WD Hilux LN3#, LN4# 2WD	BJ309 (BJ114)	BJ127	SX1145 3 bolt mount	TE540L 555 Male LHT M17 x 1.5	TE540L 555 Male LHT M17 x 1.5	TE569R 555 Male RHT M17 x 1.5	TE569R 555 Male RHT M17 x 1.5		TR651 555	TR2300 555 765mm c/c				TR2300 - 765mm c/c length TR2300 - 565mm c/c between holes BJ309 - 4 bolt mount BLD 15.23mm	
11/83-89	Hilux LN5#, YN5# 2WD RN5#	BJ300 (BJ238) 555	BJ301 (BJ239)	SX1220 3 bolt mount	TE540L 555 Male LHT	TE540L 555 Male LHT	TE569R 555 Male RHT	TE569R 555 Male RHT		TR651 555	TR2470 555 765mm c/c				<i>NOTE - TRW / PAJA used to reference BJ301 for Toyota Camry - confirm vehicle application if ordered by part number</i>	

TOYOTA - COROLLA

Part Number KEY
 BLUE - item avail ex. stock
 GREEN - under development
 RED - not a normally stocked line
 555 - also avail in 555 brand


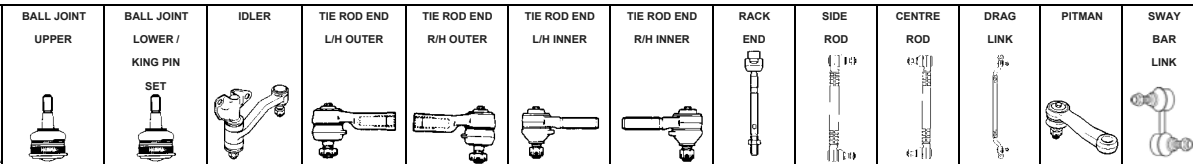


		BALL JOINT UPPER	BALL JOINT LOWER / KING PIN SET	IDLER	TIE ROD END L/H OUTER	TIE ROD END R/H OUTER	TIE ROD END L/H INNER	TIE ROD END R/H INNER	RACK END	SIDE ROD	CENTRE ROD	DRAG LINK	PITMAN	SWAY BAR LINK	
					M17 x 1.5	M17 x 1.5	M17 x 1.5	M17 x 1.5							
9/88-on	Hilux LN8#, LN8#, RN8# 2WD Hilux LN90, RN90, YN92 2WD	BJ300 (BJ238) 4 bolt mount 555	BJ371 (BJ832) 555	SX2830 3 bolt mount 555	TE540L 555 Male LHT M17 x 1.5	TE540L 555 Male LHT M17 x 1.5	TE569R 555 Male RHT M17 x 1.5	TE569R 555 Male RHT M17 x 1.5		TR651 555	TR2830 555 770mm c/c				1990-95 Front TR2830 - 770mm c/c length STB8020 Rear TR2830 - 560mm c/c between holes SX2830 - tapered hole 13.8 - 12.6mm BJ300 - 4 bolt mount BLD 15mm
1989-95	Hilux KZN130, LN13#, VZN130, YN130													Front STB8020 Rear STB8125	Rear Panhard Rod - APR006
1995-on	Hilux KZN185, RZN18#, VZN18#	BJ9016	RH-BJ3562R LH-BJ3562L		TE3561L	TE3561R			RE9075						RE9075 - 148mm 18x1.5 (socket) F20x1.5 (tre)
10/97-12/03	Hilux LN147, LN145, LN15#, RZN147, RZN152, RN149, RZN149	BJ9125 4 bolt mount 555	BJ371 (BJ832) 555	SX2830 3 bolt mount 555	TE540L 555 Male LHT M17 x 1.5	TE540L 555 Male LHT M17 x 1.5	TE569R 555 Male RHT M17 x 1.5	TE569R 555 Male RHT M17 x 1.5			TR295 555 765mm c/c				Upper Inner Shaft Kit - SK2081
1/02-on	Hilux RZN21#, VZN21#, KDN215, TRN21# (inc. Surf)	BJ3841 press in 555	BJ3842 555		TE3841 555 Female RHT 15x1.5	TE3841 555 Female RHT 15x1.5			RE3840 555						RE3840 - 276mm 22x1.5mm (socket) - 15x1.5 (tre)
2005-on	Hilux KUN1#, KUN2# 2WD	BJ3881 press in 555	BJ9490 (BJ3882) 47.4mm OD		TE9251 555 Female 15x1.5	TE9251 555 Female 15x1.5			RE3880 555						RE3880 - 310mm 14x1.5mm (socket) - 15x1.5 (tre) Recovery Tow Point - RPHIL05



T O W N S H I P

Part Number KEY
 BLUE - item avail ex. stock
 GREEN - under development
 RED - not a normally stocked line
 555 - also avail in 555 brand



HILUX 4WD

Year Range	Model	Ball Joint Upper	Ball Joint Lower / King Pin Set	Idler	Tie Rod End L/H Outer	Tie Rod End R/H Outer	Tie Rod End L/H Inner	Tie Rod End R/H Inner	Rack End	Side Rod	Centre Rod	Drag Link	Pitman	Sway Bar Link	Notes
10/79-9/81	Hilux RN36, RN37, RN47 4WD non IFS			SX3570 Strg Knuckle Arm	TE3671R 555	TE540L 555				TR2400		TE442K repair kit			TE442K - Drag link repair kit (2 per drag link) BS351 - Steering Knuckle Arm Ball Stud
10/81-10/83	Hilux RN38/39/48, LN36/46 4WD non IFS	not required	not required	SX3570 Strg Knuckle Arm	TE3672R 17mm thread 555	TE540L 555				TR2401		TE442K repair kit			TE442K - Drag link repair kit (2 per drag link) BS351 - Steering Arm Ball Stud Swivel Hub Kit - SHBKT60
11/83-88	Hilux LN60/65, YN60/62/65/67 4WD non IFS	not required	not required	SX3570 Strg Knuckle Arm	TE659R (TE3674R) 21mm thread	TE658L				TR652 555	TR6589 cross rod complete with TE659R & TE658 ends	TE442K repair kit or DL070 Drag Link or DL070E	SX5312 (can use SX5140)		TR652 - consists of TE658/TE659/990mm long tube TE659R - has provision for steering damper TE442K - Drag link repair kit (2 per drag link) BS351 - Steering Arm Ball Stud DL070 - 510mm e/e Swivel Hub Kit - SHBKT60
8/88-3/90	Hilux RN105, LN105/106, YN106 4WD non IFS	not required	not required	SX3570 Strg Knuckle Arm	TE659R (TE3674R) 21mm thread	TE658L				TR652 555	TR6589 cross rod complete with TE659R & TE658 ends	TE442K repair kit or DL070 Drag Link or DL070E	SX5160 (m/steer up to 8/90)		TR652 - consists of TE658/TE659/990mm long tube TE659R - has provision for steering damper TE442K - Drag link repair kit (2 per drag link) DL070 - 510mm e/e BS351 - Steering Arm Ball Stud Swivel Hub Kit - SHBKT60 Front Extended Shackle - SK400EXT Rear Extended Shackle - SK401EXT
4/90-8/97	Hilux RN105, LN105/106, YN106 4WD non IFS	not required	not required	SX3570 Strg Knuckle Arm	TE3721 (TE2842)	TE3720 (TE2841)				TR2840	TR6590 cross rod complete with TE3721 & TE3720 ends	TE442K repair kit or DL070 Drag Link or DL070E	SX5140 (8/90-on non IFS)	1990-95 Front STB8020 Rear STB8125	TE442K - Drag link repair kit (2 per drag link) DL070 - 510mm e/e BS351 - Steering Arm Ball Stud Swivel Hub Kit - SHBKT60 Front Extended Shackle - SK400EXT Rear Extended Shackle - SK401EXT
8/85-88 8/88-3/89	Hilux YN61/63, LN61/66, RN61/66, YZN61, VZN66 4WD Hilux RN101/106/110/126/130 4WD Hilux LN107/111/130/135 4WD Hilux YN130/135, VZN100/105/110/130/131 4WD with independent front suspension	BJ500 (BJ264) 555	BJ265 555	SX1215 555	TE540L 555	TE540L 555	TE702R 555	TE702R 555		TR2720 555			SX5720 (SX1216) 555		BS351 - Steering Arm Ball Stud SX561 - RH Steering Arm BJ500 - 4 bolt mount BLD 17.17mm BJ265 - 4 bolt mount BLD 18.02mm SX1215 - 3 bolt mount - 155mm c/c arm Swivel Hub Kit - SHBKT60

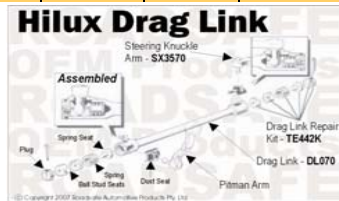
Original

Part Number KEY
 BLUE - item avail ex. stock
 GREEN - under development
 RED - not a normally stocked line
 555 - also avail in 555 brand

1
2
3
4
5
6
7
8
9
10
11
12
13
14
15
16
17
18
19
20
21
22
23
24
25
26
27
28
29
30
31
32
33
34
35
36
37
38
39
40
41
42
43
44
45
46
47
48
49
50
51
52
53
54
55
56
57
58
59
60
61
62
63
64
65
66
67
68
69
70
71
72
73
74
75
76
77
78
79
80
81
82
83
84
85
86
87
88
89
90
91
92
93
94
95
96
97
98
99
100
101
102
103
104
105
106
107
108
109
110
111
112
113
114
115
116
117
118
119
120
121
122
123
124
125
126
127
128
129
130
131
132
133
134
135
136
137
138
139
140
141
142
143
144
145
146
147
148
149
150
151
152
153
154
155
156
157
158
159
160
161
162
163
164
165
166
167
168
169
170
171
172
173
174
175
176
177
178
179
180
181
182
183
184
185
186
187
188
189
190
191
192
193
194
195
196
197
198
199
200
201
202
203
204
205
206
207
208
209
210
211
212
213
214
215
216
217
218
219
220
221
222
223
224
225
226
227
228
229
230
231
232
233
234
235
236
237
238
239
240
241
242
243
244
245
246
247
248
249
250
251
252
253
254
255
256
257
258
259
260
261
262
263
264
265
266
267
268
269
270
271
272
273
274
275
276
277
278
279
280
281
282
283
284
285
286
287
288
289
290
291
292
293
294
295
296
297
298
299
300
301
302
303
304
305
306
307
308
309
310
311
312
313
314
315
316
317
318
319
320
321
322
323
324
325
326
327
328
329
330
331
332
333
334
335
336
337
338
339
340
341
342
343
344
345
346
347
348
349
350
351
352
353
354
355
356
357
358
359
360
361
362
363
364
365
366
367
368
369
370
371
372
373
374
375
376
377
378
379
380
381
382
383
384
385
386
387
388
389
390
391
392
393
394
395
396
397
398
399
400
401
402
403
404
405
406
407
408
409
410
411
412
413
414
415
416
417
418
419
420
421
422
423
424
425
426
427
428
429
430
431
432
433
434
435
436
437
438
439
440
441
442
443
444
445
446
447
448
449
450
451
452
453
454
455
456
457
458
459
460
461
462
463
464
465
466
467
468
469
470
471
472
473
474
475
476
477
478
479
480
481
482
483
484
485
486
487
488
489
490
491
492
493
494
495
496
497
498
499
500
501
502
503
504
505
506
507
508
509
510
511
512
513
514
515
516
517
518
519
520
521
522
523
524
525
526
527
528
529
530
531
532
533
534
535
536
537
538
539
540
541
542
543
544
545
546
547
548
549
550
551
552
553
554
555
556
557
558
559
560
561
562
563
564
565
566
567
568
569
570
571
572
573
574
575
576
577
578
579
580
581
582
583
584
585
586
587
588
589
590
591
592
593
594
595
596
597
598
599
600
601
602
603
604
605
606
607
608
609
610
611
612
613
614
615
616
617
618
619
620
621
622
623
624
625
626
627
628
629
630
631
632
633
634
635
636
637
638
639
640
641
642
643
644
645
646
647
648
649
650
651
652
653
654
655
656
657
658
659
660
661
662
663
664
665
666
667
668
669
670
671
672
673
674
675
676
677
678
679
680
681
682
683
684
685
686
687
688
689
690
691
692
693
694
695
696
697
698
699
700
701
702
703
704
705
706
707
708
709
710
711
712
713
714
715
716
717
718
719
720
721
722
723
724
725
726
727
728
729
730
731
732
733
734
735
736
737
738
739
740
741
742
743
744
745
746
747
748
749
750
751
752
753
754
755
756
757
758
759
760
761
762
763
764
765
766
767
768
769
770
771
772
773
774
775
776
777
778
779
780
781
782
783
784
785
786
787
788
789
790
791
792
793
794
795
796
797
798
799
800
801
802
803
804
805
806
807
808
809
810
811
812
813
814
815
816
817
818
819
820
821
822
823
824
825
826
827
828
829
830
831
832
833
834
835
836
837
838
839
840
841
842
843
844
845
846
847
848
849
850
851
852
853
854
855
856
857
858
859
860
861
862
863
864
865
866
867
868
869
870
871
872
873
874
875
876
877
878
879
880
881
882
883
884
885
886
887
888
889
890
891
892
893
894
895
896
897
898
899
900
901
902
903
904
905
906
907
908
909
910
911
912
913
914
915
916
917
918
919
920
921
922
923
924
925
926
927
928
929
930
931
932
933
934
935
936
937
938
939
940
941
942
943
944
945
946
947
948
949
950
951
952
953
954
955
956
957
958
959
960
961
962
963
964
965
966
967
968
969
970
971
972
973
974
975
976
977
978
979
980
981
982
983
984
985
986
987
988
989
990
991
992
993
994
995
996
997
998
999
1000

		 BALL JOINT UPPER	 BALL JOINT LOWER / KING PIN SET	 IDLER	 TIE ROD END L/H OUTER	 TIE ROD END R/H OUTER	 TIE ROD END L/H INNER	 TIE ROD END R/H INNER	 RACK END	 SIDE ROD	 CENTRE ROD	 DRAG LINK	 PITMAN	 SWAY BAR LINK	
4/89-7/91	Hilux RN101/106/110/126/130 4WD Hilux LN107/111/130/135 4WD Hilux YN130/135, VZN100/105/110/130/131 4WD with independent front suspension	BJ500 (BJ264) 555	BJ502 (BJ503) 555	SX1215 (SX1312) 555	TE540L 555	TE540L 555	TE702R 555	TE702R 555		TR2720 555			SX5720 (SX1216) 555		BS351 - Steering Arm Ball Stud SX561 - RH Steering Arm BJ500 - 4 bolt mount BLD 17.17mm BJ502 - 4 bolt mount BLD 18.02mm SX1215 - 3 bolt mount - 155mm c/c arm Swivel Hub Kit - SHBKT60
8/91-on	Hilux RN101/106/110/126/130 4WD Hilux LN107/111/130/135 4WD Hilux YN130/135, VZN100/105/110/130/131 4WD with independent front suspension	BJ500 (BJ264) 555	BJ502 (BJ503) 555	SX9375	TE540L 555	TE540L 555	TE702R 555	TE702R 555		TR2720 555			SX5300 (SX5250) (SX2860)	1990-95 Front STB8020 Rear STB8125	BS351 - Steering Arm Ball Stud SX561 - RH Steering Arm BJ500 - 4 bolt mount BLD 17.17mm BJ502 - 4 bolt mount BLD 18.02mm SX9375 - 3 bolt mount - 159mm c/c arm Swivel Hub Kit - SHBKT60 Rear Panhard Rod - APR006 (130 series) Rear Extended Shackle - SK386EXT
1995-00	Hilux RN130, RN135, RZN140, YN130, YN135, VZN130, VZN150 - with IFS with independent front suspension	RH-BJ563 LH-BJ564	RH-BJ561 LH-BJ562		TE3561L 555	TE3561R 555			RE9075						RE9075 - 148mm 18x1.5 (socket) F20x1.5 (tre) Rear Panhard Rod - APR006 (130 series) Rear Extended Shackle - SK386EXT
8/97-2/05	Hilux KZN165, LN16#, LN17#, LN19#, RZN16#, RZN174, RZN19# VZN167, VZN172 with independent front suspension	BJ500 (BJ264) 555	BJ502 (BJ503) 555	SX9445 555	TE540L (TE3631) 555 Male LHT M17x1.5	TE540L (TE3631) 555 Male LHT M17x1.5	TE702R (TE3632) 555 Male RHT M17x1.5	TE702R (TE3632) 555 Male RHT M17x1.5		TR2720 555		Not DL070	SX3630 with IFS 555		BS351 - Steering Arm Ball Stud SX561 - RH Steering Arm BJ500 - 4 bolt mount BLD 17.17mm BJ502 - 4 bolt mount BLD 18.02mm
1995-on	Hilux KZN185, RZN18#, VZN18# KZJ9#, RZJ9#, VZJ9# strut front end with coil over suspension	BJ9016 (BJ3561) 555	RH-BJ3562R LH-BJ3562L 555		TE3561L 555	TE3561R 555			RE9075						RE9075 - 148mm 18x1.5 (socket) F20x1.5 (tre)
2005-on	Hilux KUN2#, GGN# 4WD	BJ3881 standard height or BJ4081 25mm Extended	BJ9490		TE9881	TE9881			RE3880						RE3880 - 310mm 14x1.5 (socket) 15x1.5 (tre) Recovery Tow Point - RPHIL05

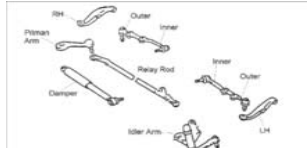
For IFS Drag Link from 98-02/05 - different from DL070. Later Drag Link has no obvious wearable parts. Main wearing items are tie rod ends, idler or pitman. If Rod is bent - replacement will need to be sourced from genuine or wrecker.



Part Number KEY
 BLUE - item avail ex. stock
 GREEN - under development
 RED - not a normally stocked line
 555 - also avail in 555 brand

TOYOTA Commercial

Hilux Leaf Spring Front
1/79 - 8/97



Hilux Independent Front
8/85 - on



KLUGER

00-03	Kluger ACU2#, MCU2#	RH-BJ3752R LH-BJ3752L	TE1452 555	TE1451 555		RE3900 555						
03-on	Kluger ACU2#, MCU2#		TE9435 555	TE9435 555		RE3901 555						

Part Number KEY
 BLUE - item avail ex. stock
 GREEN - under development
 RED - not a normally stocked line
 555 - also avail in 555 brand

08-on	Kluger GSU4#				TE4391L 555	TE4391R 555			RE3902 555						

T O Y O T A C O R - C O R P O R A T I O N

Landcruiser

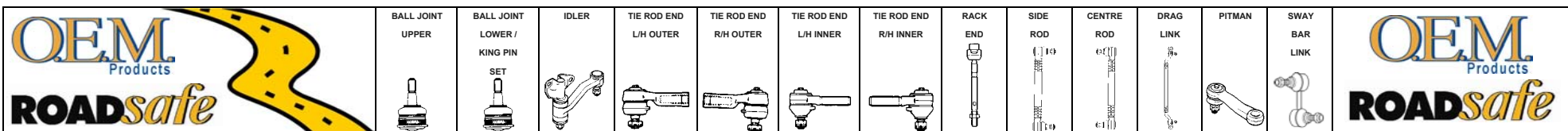
Landcruiser Tie Rod End Illustrations - Following



60 Series Cruiser - originally came out with short rod & long tie rod ends. These were recalled & replaced with long rod & short tie rod ends (the ones we sell). Some did not get changed, so there might be occasions where our tie rod ends are advised to be 'too short' - if the short rod is still installed. In this case we cannot assist with ends only, a complete rod replacement will be necessary or genuine ends only..

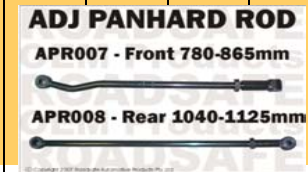
				"REAR"		"FRONT"								
				Track Tie Rod Ends Left	Track Tie Rod Ends Right	Relay Rod Ends Left	Relay Rod Ends Right							
1959-63	Landcruiser FJ40,FJ45 6 cylinder petrol			TE471R 555 17x1.5 RHT Track Rod End	TE471R 555 17x1.5 RHT Track Rod End	TE471R 555 17x1.5 RHT Relay Rod End	TE471L 555 17x1.5 LHT Relay Rod End				TE442K			TE442K - Drag Link Repair Kit Swivel Hub Kit FJ45 - SHBKT60
2/74-84 1964-81 1979-84	Landcruiser BJ4# Landcruiser FJ4# Landcruiser HJ45,HJ47	SX5402	SX5402	TE470L 555 21x1.5 LHT Track Rod End	TE469R 555 21x1.5 RHT Track Rod End	TE471L 555 17x1.5 LHT Relay Rod End	TE471R 555 17x1.5 RHT Relay Rod End	TR4520 Relay Rod	TR4620 Track Rod	TE472L end only 555				5 piece repair kit - TE469/5KIT (TE660) - A TE472L - Male LHT M17x1.5 Swivel Hub Kit FJ45,BJ40/42 - SHBKT60 Swivel Hub Kit HJ45 - SHBKT60
3/69-7/80	Landcruiser FJ5#		SX5402	TE470L 555 21x1.5 LHT Track Rod End	TE469R 555 21x1.5 RHT Track Rod End	TE471L 555 17x1.5 LHT Relay Rod End	TE471R 555 17x1.5 RHT Relay Rod End	TR4531 Relay Rod	TR4620 Track Rod	TR9015 Drag Link NLA				4 piece repair kit - TE469/4KIT (TE661K) - B Swivel Hub Kit FJ55 - SHBKT60
8/80-90 8/80-6/83 6/83-1/90 8/80-6/83 6/83-1/90	Landcruiser BJ6# Landcruiser FJ6# Landcruiser FJ6# Landcruiser HJ6# Landcruiser HJ6#			TE632L 555 Track Rod End	TE631R 555 Track Rod End	TE630L (TE630R) 555 RHT Relay Rod End	TE629L 555 Relay Rod End	TR4545 Relay Rod FJ6# 8/80-6/83 HJ6# 8/80-6/83	TR4665 Track Rod FJ6# 6/83-1/90 HJ6# 6/83-1/90	TE509K 11/84-on FJ6# 8/80-6/83 HJ6# 8/80-6/83	SX6090			4 piece repair kit - TE644/4KIT (TE644) - C TE509K - Drag link repair kit 11/84-on Swivel Hub Kit FJ60/62 - SHBKT60 Swivel Hub Kit HJ60/61 - SHBKT60
11/84-90 11/84-90 11/84-90	Landcruiser BJ7# Landcruiser FJ7# - not FJ75 Landcruiser HJ75			TE632L 555 Track Rod End	TE631R 555 Track Rod End	TE630L (TE630R) 555 Relay Rod End	TE696L 555 Relay Rod End			TE509K	SX6110			4 piece repair kit - TE695/4KIT (TE695R) - D TE509K - Drag link repair kit Swivel Hub Kit BJ70/74/78 - SHBKT60 Swivel Hub Kit FJ73/75 - SHBKT60 Swivel Hub Kit HJ75 - SHBKT60 Swivel Hub Kit BJ70/73/74 - SHBKT70 Swivel Hub Kit FJ70/73/75 - SHBKT70

Part Number KEY
 BLUE - item avail ex. stock
 GREEN - under development
 RED - not a normally stocked line
 555 - also avail in 555 brand



Power - Evolution -


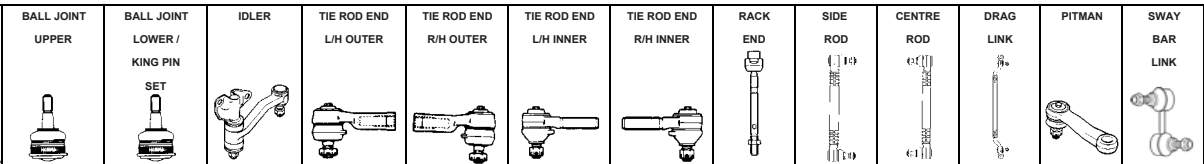
		BALL JOINT UPPER	BALL JOINT LOWER / KING PIN SET	IDLER	TIE ROD END L/H OUTER	TIE ROD END R/H OUTER	TIE ROD END L/H INNER	TIE ROD END R/H INNER	RACK END	SIDE ROD	CENTRE ROD	DRAG LINK	PITMAN	SWAY BAR LINK				
11/84-90	Landcruiser RJ70,LJ70,LJ71 (inc. Bundera)				TE698 (TE698L) 555 LH Thread Track Rod End	TE631R 555 Track Rod End	TE699 (TE699R) 555 Relay Rod End	TE700 (TE700L) 555 Relay Rod End		TR4510 Relay Rod	TR4690 Track Rod				SX6110	4 piece repair kit - TE697/4KIT (TE697R) - E TE698 - 86mm 23x1.5 LHT BLD 14.76mm TE700 - 167mm 21x1.5 LHT BLD 14.76mm TE700 - tapered mount hole 12-13.5mm		
1/90-9/99	Landcruiser FJ75				TE2752 160mm long LHT with hole 555 Track Rod End	TE997 110mm long RH Thread 555 Track Rod End	TE2754 134mm long RH Thread 555 Relay Rod End	TE2755 190mm long LHT with hole 555 Relay Rod End		TR4560 Relay Rod (Drag Link)	TR4660 Track Rod (Toe Adjuster)	TE509K			SX6110	1991-92 Front STB7843 Rear STB7859 1993-95 Front STB7843 Rear STB7580	4 piece repair kit - TE2750/4KIT (TE2750R) TE509K - Drag link repair kit Swivel Hub Kit FJ73/75 - SHBKT60 Swivel Hub Kit FJ70/73/75 - SHBKT70 Swivel Hub Kit HJ75/HZJ75 - SHBKT70 Swivel Hub Kit PJZJ70/73 - SHBKT70 Recovery Tow Point - RPCRU70	
1/90-9/99	Landcruiser HZJ7# (not including 78), PJZJ7#									770mm rod 555	1070mm rod long							
1/90-9/99	Landcruiser HJ75, HZJ7#, PJZJ7#									short	30mm OD Rod with 5.7mm wall thickness							
1/90-on	Landcruiser LJ7#, KZJ7#, RJ79 (inc. Bundera)				TE9127 555 Track Rod End	TE997 555 RH Thread Track Rod End	TE990 555 21x1.5 RHT Relay Rod End	TE9097 555 Relay Rod End							SX6110	4 piece repair kit - TE2751/4KIT		
1/90-on	Landcruiser FJ80, FZJ80, HDJ181, HZJ181				TE995 555 LH Thread Track Rod End	TE997 555 RH Thread Track Rod End	TE990 555 21x1.5 RHT Relay Rod End	TE989 555 LH Thread Relay Rod End		TR4220 Relay Rod (Drag Link)	TR4410 Track Rod (Toe Adjuster)	see TR4220			SX6200 to 1/95 SX6201 2/95-on	1993-95 Front STB7843 Rear STB7580	4 piece repair kit - TE2950/4KIT (TE2950K) Adjustable Panhard Rod front - APR007 Adjustable Panhard Rod rear - APR008 Front Sway Bar Extension 80/100 - STBEXT001 Rear Sway Bar Extension 80/100 - STBEXT002 Rear Sway Bar Extension 105 - STBEXT005 Rear Lower Trailing Arm +11mm - LCRTA11B Rear Lower Trailing Arm Rubber Bush - S0508R Rear Upper Trailing Arm Rubber Bush - S0509R Swivel Hub Kit HDJ80,HZJ80 - SHBKT80 Swivel Hub Kit FJ80, FZJ80 - SHBKT80 Swivel Hub Kit H/FZJ105 (non IFS) - SHBKT80	
1/90-on	Landcruiser HZJ80, HDJ80, HZJ81, HDJ81, HZJ105									880mm rod	1160mm rod							
1/90-on	Landcruiser FZJ105, HZJ105																	
	80 Series SOLID AXLE																	
8/99-2011	Landcruiser FZJ71, FZJ74, FZJ78, FZJ79				TE997 555 RH Thread Track Rod End	TE995 555 LH Thread Track Rod End	TE2754 555 RH Thread Relay Rod End	TE2755 555 LH Thread Relay Rod End		TR4610 Relay Rod (Drag Link)	TR4530 Track Rod (Toe Adjuster)	TE442K						TE442K - Drag Link Repair Kit 4 piece repair kit - TE2752/4KIT (TE2952XK) Swivel Hub Kit FZJ70/75 - SHBKT70 Swivel Hub Kit H/FZJ78/79 - SHBKT80 70 Series Extended Shackle - SK348EXT Recovery Tow Point - RPCRU70
8/99-2011	Landcruiser HZJ71, HZJ78, HZJ79									840mm rod	1020mm rod							
8/99-2011	Landcruiser HDJ7#																	
	78 & 79 Series (6 Cyl)																	
8/99-2011	Landcruiser FZJ71, FZJ74, FZJ78, FZJ79				TE997 555 RH Thread	TE995 555 LH Thread	TE2754 555 RH Thread	TE2755 555 LH Thread		TR4554 Relay Rod (Drag Link)	TR4563 Track Rod (Toe Adjuster)	TE442K						TE442K - Drag Link Repair Kit 4 piece repair kit - TE2752/4KIT (TE2952XK) Swivel Hub Kit FZJ70/75 - SHBKT70
8/99-2011	Landcruiser HZJ71, HZJ78, HZJ79																	
8/99-2011	Landcruiser HDJ7#																	



Part Number KEY
 BLUE - item avail ex. stock
 GREEN - under development
 RED - not a normally stocked line
 555 - also avail in 555 brand

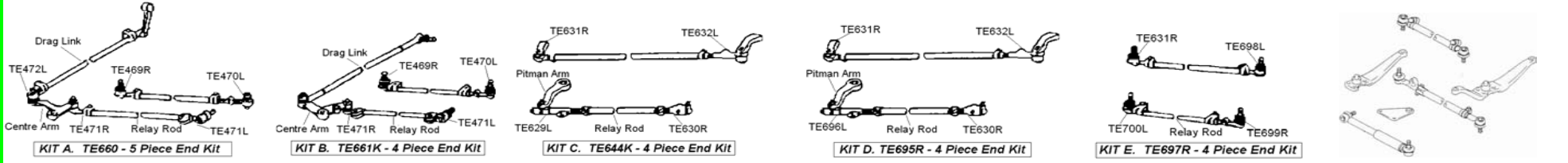
		BALL JOINT UPPER	BALL JOINT LOWER / KING PIN SET	IDLER	TIE ROD END L/H OUTER	TIE ROD END R/H OUTER	TIE ROD END L/H INNER	TIE ROD END R/H INNER	RACK END	SIDE ROD	CENTRE ROD	DRAG LINK	PITMAN	SWAY BAR LINK	
78 & 79 Series (V8)					Track Rod End	Track Rod End	Relay Rod End	Relay Rod End		920mm rod	1105mm rod				Swivel Hub Kit H/FZJ78/79 - SHBKT80 70 Series Extended Shackle - SK348EXT Recovery Tow Point - RPCRU70
1/07-7/09 1/07-2011	Landcruiser FZJ7# Landcruiser HZJ7#, VDJ7# 76 Series (V8)				TE997 555 RH Thread Track Rod End	TE995 555 LH Thread Track Rod End	TE2754 555 RH Thread Relay Rod End	TE2755 555 LH Thread Relay Rod End		TR4554 Relay Rod (Drag Link) 920mm rod	TR4563 Track Rod (Toe Adjuster) 1105mm rod	TE442K			TE442K - Drag Link Repair Kit 4 piece repair kit - TE2752/4KIT (TE2952XK) Swivel Hub Kit FZJ70/75 - SHBKT70 70 Series Extended Shackle - SK348EXT
1996-on	Landcruiser KZJ9#, RZJ9#, VZJ9#, Landcruiser FJ80/81, FZJ180, HZJ81, HDJ81 strut front end with coil over suspension	BJ9016 555 press in	RH-BJ3562R LH-BJ3562L 555		TE3561L 555	TE3561R 555			RE9075						RE9075 - 148mm 18x1.5 (socket) F20x1.5 (tre) Front Sway Bar Extension 80/100 - STBEXT001 Rear Sway Bar Extension 80/100 - STBEXT002 Rear Lower Trailing Arm +11mm - LCRTA11B Rear Lower Trailing Arm Rubber Bush - S0508R Rear Upper Trailing Arm Rubber Bush - S0509R
1998-02	Landcruiser UZJ100, HDJ101 100 Series IFS	BJ3841 555	BJ8620 (BJ3812) 555		TE3811L 555	TE3811R 555			RE3810 (RE6438) 555						98-04 Front STB7856 98 Rear STB7901 99-04 Rear STB7857 RE3810 - 215mm 18x1.5 (socket) 20x1.5 (tre) Front Sway Bar Extension 80/100 - STBEXT001 Rear Sway Bar Extension 80/100 - STBEXT002 Rear Sway Bar Extension 105 - STBEXT005 Rear Lower Trailing Arm +11mm - LCRTA11B Rear Lower Trailing Arm Rubber Bush - S0508R Rear Upper Trailing Arm Rubber Bush - S0509R
2003-on	Landcruiser UZJ100, HDJ101 Landcruiser 105 series 100 Series IFS	BJ3841 555	BJ8620 (BJ3812) 555		TE3813L 555	TE3813R 555			RE3811 555						RE3811 - 225mm 27x1.5 (socket) 20x1.5 (tre) Front Sway Bar Extension 80/100 - STBEXT001 Front Sway Bar Extension 105 - STBEXT005 Diff Drop Kit (100 series with IFS) - LCRDD Rear Lower Trailing Arm +11mm - LCRTA11B Rear Lower Trailing Arm Rubber Bush - S0508R Rear Upper Trailing Arm Rubber Bush - S0509R
8/02-on	Landcruiser RZJ12# 120 Series	BJ3841 555	BJ3842 555		TE3841 555	TE3841 555			RE3840 555						RE3840 - 276mm 22x1.5mm (socket) - 15x1.5 (tre)
2007-on	Landcruiser UZJ200 200 Series				TE9145L 555	TE9235R 555			RE6003 555						RE6003 - 255mm 28x1.5mm (socket) 22x1.5mm (tre)
2010-on	Landcruiser FJ Retro - 'FJ Cruiser'		BJ4340 555		TE4540 555	TE4540 555			RE4550 555					Rear STB8828ET RE4550 - 275mm 23x1.5 (socket) 16x1.5 (tre) Recovery Tow Point - RPPRA150 Rear Lower Trailing Arm - TATOB	

2010-07-01-2011-07-01-2012-07-01-2013-07-01-2014-07-01-2015-07-01-2016-07-01-2017-07-01-2018-07-01-2019-07-01-2020-07-01-2021-07-01-2022-07-01-2023-07-01-2024-07-01-2025-07-01-2026-07-01-2027-07-01-2028-07-01-2029-07-01-2030-07-01-2031-07-01-2032-07-01-2033-07-01-2034-07-01-2035-07-01-2036-07-01-2037-07-01-2038-07-01-2039-07-01-2040-07-01-2041-07-01-2042-07-01-2043-07-01-2044-07-01-2045-07-01-2046-07-01-2047-07-01-2048-07-01-2049-07-01-2050-07-01-2051-07-01-2052-07-01-2053-07-01-2054-07-01-2055-07-01-2056-07-01-2057-07-01-2058-07-01-2059-07-01-2060-07-01-2061-07-01-2062-07-01-2063-07-01-2064-07-01-2065-07-01-2066-07-01-2067-07-01-2068-07-01-2069-07-01-2070-07-01-2071-07-01-2072-07-01-2073-07-01-2074-07-01-2075-07-01-2076-07-01-2077-07-01-2078-07-01-2079-07-01-2080-07-01-2081-07-01-2082-07-01-2083-07-01-2084-07-01-2085-07-01-2086-07-01-2087-07-01-2088-07-01-2089-07-01-2090-07-01-2091-07-01-2092-07-01-2093-07-01-2094-07-01-2095-07-01-2096-07-01-2097-07-01-2098-07-01-2099-07-01-2100-07-01-2101-07-01-2102-07-01-2103-07-01-2104-07-01-2105-07-01-2106-07-01-2107-07-01-2108-07-01-2109-07-01-2110-07-01-2111-07-01-2112-07-01-2113-07-01-2114-07-01-2115-07-01-2116-07-01-2117-07-01-2118-07-01-2119-07-01-2120-07-01-2121-07-01-2122-07-01-2123-07-01-2124-07-01-2125-07-01-2126-07-01-2127-07-01-2128-07-01-2129-07-01-2130-07-01-2131-07-01-2132-07-01-2133-07-01-2134-07-01-2135-07-01-2136-07-01-2137-07-01-2138-07-01-2139-07-01-2140-07-01-2141-07-01-2142-07-01-2143-07-01-2144-07-01-2145-07-01-2146-07-01-2147-07-01-2148-07-01-2149-07-01-2150-07-01-2151-07-01-2152-07-01-2153-07-01-2154-07-01-2155-07-01-2156-07-01-2157-07-01-2158-07-01-2159-07-01-2160-07-01-2161-07-01-2162-07-01-2163-07-01-2164-07-01-2165-07-01-2166-07-01-2167-07-01-2168-07-01-2169-07-01-2170-07-01-2171-07-01-2172-07-01-2173-07-01-2174-07-01-2175-07-01-2176-07-01-2177-07-01-2178-07-01-2179-07-01-2180-07-01-2181-07-01-2182-07-01-2183-07-01-2184-07-01-2185-07-01-2186-07-01-2187-07-01-2188-07-01-2189-07-01-2190-07-01-2191-07-01-2192-07-01-2193-07-01-2194-07-01-2195-07-01-2196-07-01-2197-07-01-2198-07-01-2199-07-01-2200-07-01-2201-07-01-2202-07-01-2203-07-01-2204-07-01-2205-07-01-2206-07-01-2207-07-01-2208-07-01-2209-07-01-2210-07-01-2211-07-01-2212-07-01-2213-07-01-2214-07-01-2215-07-01-2216-07-01-2217-07-01-2218-07-01-2219-07-01-2220-07-01-2221-07-01-2222-07-01-2223-07-01-2224-07-01-2225-07-01-2226-07-01-2227-07-01-2228-07-01-2229-07-01-2230-07-01-2231-07-01-2232-07-01-2233-07-01-2234-07-01-2235-07-01-2236-07-01-2237-07-01-2238-07-01-2239-07-01-2240-07-01-2241-07-01-2242-07-01-2243-07-01-2244-07-01-2245-07-01-2246-07-01-2247-07-01-2248-07-01-2249-07-01-2250-07-01-2251-07-01-2252-07-01-2253-07-01-2254-07-01-2255-07-01-2256-07-01-2257-07-01-2258-07-01-2259-07-01-2260-07-01-2261-07-01-2262-07-01-2263-07-01-2264-07-01-2265-07-01-2266-07-01-2267-07-01-2268-07-01-2269-07-01-2270-07-01-2271-07-01-2272-07-01-2273-07-01-2274-07-01-2275-07-01-2276-07-01-2277-07-01-2278-07-01-2279-07-01-2280-07-01-2281-07-01-2282-07-01-2283-07-01-2284-07-01-2285-07-01-2286-07-01-2287-07-01-2288-07-01-2289-07-01-2290-07-01-2291-07-01-2292-07-01-2293-07-01-2294-07-01-2295-07-01-2296-07-01-2297-07-01-2298-07-01-2299-07-01-2300-07-01-2301-07-01-2302-07-01-2303-07-01-2304-07-01-2305-07-01-2306-07-01-2307-07-01-2308-07-01-2309-07-01-2310-07-01-2311-07-01-2312-07-01-2313-07-01-2314-07-01-2315-07-01-2316-07-01-2317-07-01-2318-07-01-2319-07-01-2320-07-01-2321-07-01-2322-07-01-2323-07-01-2324-07-01-2325-07-01-2326-07-01-2327-07-01-2328-07-01-2329-07-01-2330-07-01-2331-07-01-2332-07-01-2333-07-01-2334-07-01-2335-07-01-2336-07-01-2337-07-01-2338-07-01-2339-07-01-2340-07-01-2341-07-01-2342-07-01-2343-07-01-2344-07-01-2345-07-01-2346-07-01-2347-07-01-2348-07-01-2349-07-01-2350-07-01-2351-07-01-2352-07-01-2353-07-01-2354-07-01-2355-07-01-2356-07-01-2357-07-01-2358-07-01-2359-07-01-2360-07-01-2361-07-01-2362-07-01-2363-07-01-2364-07-01-2365-07-01-2366-07-01-2367-07-01-2368-07-01-2369-07-01-2370-07-01-2371-07-01-2372-07-01-2373-07-01-2374-07-01-2375-07-01-2376-07-01-2377-07-01-2378-07-01-2379-07-01-2380-07-01-2381-07-01-2382-07-01-2383-07-01-2384-07-01-2385-07-01-2386-07-01-2387-07-01-2388-07-01-2389-07-01-2390-07-01-2391-07-01-2392-07-01-2393-07-01-2394-07-01-2395-07-01-2396-07-01-2397-07-01-2398-07-01-2399-07-01-2400-07-01-2401-07-01-2402-07-01-2403-07-01-2404-07-01-2405-07-01-2406-07-01-2407-07-01-2408-07-01-2409-07-01-2410-07-01-2411-07-01-2412-07-01-2413-07-01-2414-07-01-2415-07-01-2416-07-01-2417-07-01-2418-07-01-2419-07-01-2420-07-01-2421-07-01-2422-07-01-2423-07-01-2424-07-01-2425-07-01-2426-07-01-2427-07-01-2428-07-01-2429-07-01-2430-07-01-2431-07-01-2432-07-01-2433-07-01-2434-07-01-2435-07-01-2436-07-01-2437-07-01-2438-07-01-2439-07-01-2440-07-01-2441-07-01-2442-07-01-2443-07-01-2444-07-01-2445-07-01-2446-07-01-2447-07-01-2448-07-01-2449-07-01-2450-07-01-2451-07-01-2452-07-01-2453-07-01-2454-07-01-2455-07-01-2456-07-01-2457-07-01-2458-07-01-2459-07-01-2460-07-01-2461-07-01-2462-07-01-2463-07-01-2464-07-01-2465-07-01-2466-07-01-2467-07-01-2468-07-01-2469-07-01-2470-07-01-2471-07-01-2472-07-01-2473-07-01-2474-07-01-2475-07-01-2476-07-01-2477-07-01-2478-07-01-2479-07-01-2480-07-01-2481-07-01-2482-07-01-2483-07-01-2484-07-01-2485-07-01-2486-07-01-2487-07-01-2488-07-01-2489-07-01-2490-07-01-2491-07-01-2492-07-01-2493-07-01-2494-07-01-2495-07-01-2496-07-01-2497-07-01-2498-07-01-2499-07-01-2500-07-01-2501-07-01-2502-07-01-2503-07-01-2504-07-01-2505-07-01-2506-07-01-2507-07-01-2508-07-01-2509-07-01-2510-07-01-2511-07-01-2512-07-01-2513-07-01-2514-07-01-2515-07-01-2516-07-01-2517-07-01-2518-07-01-2519-07-01-2520-07-01-2521-07-01-2522-07-01-2523-07-01-2524-07-01-2525-07-01-2526-07-01-2527-07-01-2528-07-01-2529-07-01-2530-07-01-2531-07-01-2532-07-01-2533-07-01-2534-07-01-2535-07-01-2536-07-01-2537-07-01-2538-07-01-2539-07-01-2540-07-01-2541-07-01-2542-07-01-2543-07-01-2544-07-01-2545-07-01-2546-07-01-2547-07-01-2548-07-01-2549-07-01-2550-07-01-2551-07-01-2552-07-01-2553-07-01-2554-07-01-2555-07-01-2556-07-01-2557-07-01-2558-07-01-2559-07-01-2560-07-01-2561-07-01-2562-07-01-2563-07-01-2564-07-01-2565-07-01-2566-07-01-2567-07-01-2568-07-01-2569-07-01-2570-07-01-2571-07-01-2572-07-01-2573-07-01-2574-07-01-2575-07-01-2576-07-01-2577-07-01-2578-07-01-2579-07-01-2580-07-01-2581-07-01-2582-07-01-2583-07-01-2584-07-01-2585-07-01-2586-07-01-2587-07-01-2588-07-01-2589-07-01-2590-07-01-2591-07-01-2592-07-01-2593-07-01-2594-07-01-2595-07-01-2596-07-01-2597-07-01-2598-07-01-2599-07-01-2600-07-01-2601-07-01-2602-07-01-2603-07-01-2604-07-01-2605-07-01-2606-07-01-2607-07-01-2608-07-01-2609-07-01-2610-07-01-2611-07-01-2612-07-01-2613-07-01-2614-07-01-2615-07-01-2616-07-01-2617-07-01-2618-07-01-2619-07-01-2620-07-01-2621-07-01-2622-07-01-2623-07-01-2624-07-01-2625-07-01-2626-07-01-2627-07-01-2628-07-01-2629-07-01-2630-07-01-2631-07-01-2632-07-01-2633-07-01-2634-07-01-2635-07-01-2636-07-01-2637-07-01-2638-07-01-2639-07-01-2640-07-01-2641-07-01-2642-07-01-2643-07-01-2644-07-01-2645-07-01-2646-07-01-2647-07-01-2648-07-01-2649-07-01-2650-07-01-2651-07-01-2652-07-01-2653-07-01-2654-07-01-2655-07-01-2656-07-01-2657-07-01-2658-07-01-2659-07-01-2660-07-01-2661-07-01-2662-07-01-2663-07-01-2664-07-01-2665-07-01-2666-07-01-2667-07-01-2668-07-01-2669-07-01-2670-07-01-2671-07-01-2672-07-01-2673-07-01-2674-07-01-2675-07-01-2676-07-01-2677-07-01-2678-07-01-2679-07-01-2680-07-01-2681-07-01-2682-07-01-2683-07-01-2684-07-01-2685-07-01-2686-07-01-2687-07-01-2688-07-01-2689-07-01-2690-07-01-2691-07-01-2692-07-01-2693-07-01-2694-07-01-2695-07-01-2696-07-01-2697-07-01-2698-07-01-2699-07-01-2700-07-01-2701-07-01-2702-07-01-2703-07-01-2704-07-01-2705-07-01-2706-07-01-2707-07-01-2708-07-01-2709-07-01-2710-07-01-2711-07-01-2712-07-01-2713-07-01-2714-07-01-2715-07-01-2716-07-01-2717-07-01-2718-07-01-2719-07-01-2720-07-01-2721-07-01-2722-07-01-2723-07-01-2724-07-01-2725-07-01-2726-07-01-2727-07-01-2728-07-01-2729-07-01-2730-07-01-2731-07-01-2732-07-01-2733-07-01-2734-07-01-2735-07-01-2736-07-01-2737-07-01-2738-07-01-2739-07-01-2740-07-01-2741-07-01-2742-07-01-2743-07-01-2744-07-01-2745-07-01-2746-07-01-2747-07-01-2748-07-01-2749-07-01-2750-07-01-2751-07-01-2752-07-01-2753-07-01-2754-07-01-2755-07-01-2756-07-01-2757-07-01-2758-07-01-2759-07-01-2760-07-01-2761-07-01-2762-07-01-2763-07-01-2764-07-01-2765-07-01-2766-07-01-2767-07-01-2768-07-01-2769-07-01-2770-07-01-2771-07-01-2772-07-01-2773-07-01-2774-07-01-2775-07-01-2776-07-01-2777-07-01-2778-07-01-2779-07-01-2780-07-01-2781-07-01-2782-07-01-2783-07-01-2784-07-01-2785-07-01-2786-07-01-2787-07-01-2788-07-01-2789-07-01-2790-07-01-2791-07-01-2792-07-01-2793-07-01-2794-07-01-2795-07-01-2796-07-01-2797-07-01-2798-07-01-2799-07-01-2800-07-01-2801-07-01-2802-07-01-2803-07-01-2804-07-01-2805-07-01-2806-07-01-2807-07-01-2808-07-01-2809-07-01-2810-07-01-2811-07-01-2812-07-01-2813-07-01-2814-07-01-2815-07-01-2816-07-01-2817-07-01-2818-07-01-2819-07-01-2820-07-01-2821-07-01-2822-07-01-2823-07-01-2824-07-01-2825-07-01-2826-07-01-2827-07-01-2828-07-01-2829-07-01-2830-07-01-2831-07-01-2832-07-01-2833-07-01-2834-07-01-2835-07-01-2836-07-01-2837-07-01-2838-07-01-2839-07-01-2840-07-01-2841-07-01-2842-07-01-2843-07-01-2844-07-01-2845-07-01-2846-07-01-2847-07-01-2848-07-01-2849-07-01-2850-07-01-2851-07-01-2852-07-01-2853-07-01-2854-07-01-2855-07-01-2856-07-01-2857-07-01-2858-07-01-2859-07-01-2860-07-01-2861-07-01-2862-07-01-2863-07-01-2864-07-01-2865-07-01-2866-07-01-2867-07-01-2868-07-01-2869-07-01-2870-07-01-2871-07-01-2872-07-01-2873-07-01-2874-07-01-2875-07-01-2876-07-01-2877-07-01-2878-07-01-2879-07-01-2880-07-01-2881-07-01-2882-07-01-2883-07-01-2884-07-01-2885-07-01-2886-07-01-2887-07-01-2888-07-01-2889-07-01-2890-07-01-2891-07-01-2892-07-01-2893-07-01-2894-07-01-289



PRADO - see Prado

Landcruiser Steering Linkage Illustrations


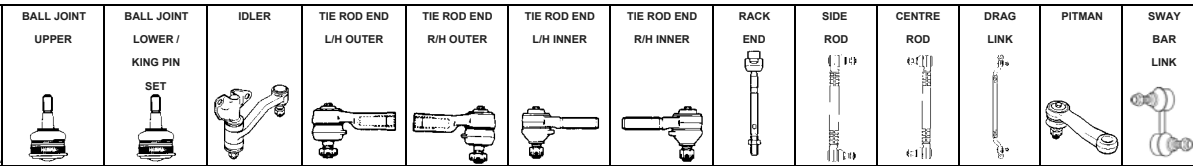


Landcruiser Tie Rod End Illustrations



LEXUS - see LEXUS

Part Number KEY
 BLUE - item avail ex. stock
 GREEN - under development
 RED - not a normally stocked line
 555 - also avail in 555 brand



LITEACE - 2WD

11/70-9/79	Liteace KM1#	BJ68	BJ69 555	SX1222	TE663L	TE663R					RH-TR653R LH-TR653L	TR2240			Upper arm repair kit - SX1097A
10/79-9/81	Liteace KM20, TM20	BJ173 555	BJ129 555	SX4262 555	TE428L 555 LH Thread	TE428L 555 LH Thread	TE564R 555 RH Thread	TE564R 555 RH Thread		TR460		TR2380			SX4262 - 2 bolt mount
10/81-9/82	Liteace KM20, TM20	BJ173 555	BJ129 555	SX4262 555	TE428L 555	TE428L 555	TE838R	TE838R		TR461		TR2380 555			SX4262 - 2 bolt mount TE428L = LH Thread
10/82-8/85	Liteace YM20, YM21, CM20	BJ173 555	BJ225 555	SX4261 555	TE489L 555	TE489L 555	TE838R	TE838R		TR462		TR2381 555			SX4261 - 3 bolt mount with ball stud end BJ225 - 4 bolt mount BLD 16.7mm
9/85-7/88	Liteace KM3#, CM3#, YM30 - manual steer	BJ173 555	BJ225 555		TE3675R 555	TE3675R 555				RE883	TR675				BJ225 - 4 bolt mount BLD 16.7mm TE3675R - 228mm c/c 14x1.5 Female BLD 13.05mm
9/85-7/88	Liteace KM3#, CM3#, YM30 - power steer	BJ173 555	BJ225 555		TE3675R 555	TE3675R 555				RE878	TR675				BJ225 - 4 bolt mount BLD 16.7mm TE3675R - 228mm c/c 14x1.5 Female BLD 13.05mm
8/88-92	Liteace KM3#, CM3#, YM3# - manual steer	BJ173 555	BJ225 555		TE3722 (TE992) 555	TE3722 (TE992) 555				RE2920 (RE996)					BJ225 - 4 bolt mount BLD 16.7mm TE3722 - Female RHT M15 x 1.5 RE2920 - 323mm 14x1.5 (socket) 14x1.5 (tre)
8/88-92	Liteace KM3#, CM3#, YM3# - power steer	BJ173 555	BJ225 555		TE3722 (TE992) 555	TE3722 (TE992) 555				RE9225					BJ225 - 4 bolt mount BLD 16.7mm TE3722 - Female RHT M15 x 1.5
1992-on	Liteace YR21, KR42 - manual steer	BJ173 555	BJ225 555		TE3722 (TE992) 555	TE3722 (TE992) 555				RE675					manual steer BJ225 - 4 bolt mount BLD 16.7mm TE3722 - Female RHT M15 x 1.5
1992-on	Liteace YR21, KR42 - power steer	BJ173 555	BJ225 555		TE3722 (TE992) 555	TE3722 (TE992) 555				RE9395 (RE395)					power steer BJ225 - 4 bolt mount BLD 16.7mm TE3722 - Female RHT M15 x 1.5
1999-04	Liteace LM7#, KM7#	BJ173 555	BJ225 555		TE3722 (TE992)	TE3722 (TE992)				RE9395 (RE395)					power steer BJ225 - 4 bolt mount BLD 16.7mm
LITEACE - 4WD															
9/85-7/88	Liteace CM4#, YM40 4WD & 4WD truck		BJ433 NLA		TE3688 TE1454	TE3688 TE1454				RE9085	TR929				
8/88-92	Liteace CM4#, YM40 4WD & 4WD truck		BJ433 NLA		TE5046	TE5046				RE9235					

Part Number KEY
 BLUE - item avail ex. stock
 GREEN - under development
 RED - not a normally stocked line
 555 - also avail in 555 brand

- 00660101 -
















		 BALL JOINT UPPER	 BALL JOINT LOWER / KING PIN SET	 IDLER	 TIE ROD END L/H OUTER	 TIE ROD END R/H OUTER	 TIE ROD END L/H INNER	 TIE ROD END R/H INNER	 RACK END	 SIDE ROD	 CENTRE ROD	 DRAG LINK	 PITMAN	 SWAY BAR LINK		
1999-04	Liteace CM75, KM75, CM8#, KM8#				TE9115L	TE9355R			TE9755							
LITEACE - Truck																
11/82-9/86	Liteace KM2#, YM2#, CM2#, TM20 - truck	BJ173 555	BJ225 555		TE189L	TE189L	TE838R	TE838R		TR462		TR2381				BJ225 - 4 bolt mount BLD 16.7mm
10/86-6/88	Liteace KM5#, YM55, CM5# - truck - manual steer	BJ173 555	BJ225 555		TE3675R 555	TE3675R 555			RE883 manual							BJ225 - 4 bolt mount BLD 16.7mm TE3675R - 228mm c/e 14x1.5 Female BLD 13.05mm RE883 - 192mm 14x1.5 (socket) 14x1.5 (tre)
10/86-6/88	Liteace KM5#, YM55, CM5# - truck - power steer	BJ173 555	BJ225 555		TE3675R 555	TE3675R 555			RE878 power							BJ225 - 4 bolt mount BLD 16.7mm TE3675R - 228mm c/e 14x1.5 Female BLD 13.05mm
7/88-on	Liteace KM5#, YM55, CM5# - truck - manual steer	BJ173 555	BJ225 555		TE3722 (TE992) 555	TE3722 (TE992) 555			RE2920 (RE996) manual							BJ225 - 4 bolt mount BLD 16.7mm TE3722 - Female RHT M15 x 1.5 RE2920 - 323mm 14x1.5 (socket) 14x1.5 (tre)
7/88-on	Liteace KM5#, YM55, CM5# - truck - power steer	BJ173 555	BJ225 555		TE3722 (TE992) 555	TE3722 (TE992) 555			RE9225 power							BJ225 - 4 bolt mount BLD 16.7mm TE3722 - Female RHT M15 x 1.5
PRADO																
4/96-1/03	Prado - 95 series strut front end with coil over suspension	BJ9016 555	RH-BJ3562R LH-BJ3562L 555		TE3561L 555	TE3561R 555			RE9075 148mm female 18x1.5					Front STB8129 Rear STB8126		RE9075 - 148mm 18x1.5 (socket) F20x1.5 (tre)
95 Series																
2/03-on	Prado RZJ12# - 120 series VZJ12#, KDJ12#, TRJ12#	BJ3841 555 46.3mm OD	BJ3842 555		TE3841 Female RHT M15x1.5 555	TE3841 Female RHT M15x1.5 555			RE3840 555 278mm male 22x1.5					Rear STB8828ET		RE3840 - 276mm 22x1.5mm (socket) 15x1.5 (tre) Recovery Tow Point - RPPRA120 Rear Lower Trailing Arm - TATOB
120 Series																
09-on	Prado GRJ150, TRJ150 - 150 series		BJ4340 555 47.22mm OD		TE4540 555	TE4540 555			RE4550 555					Rear STB8828ET		RE4550 - 275mm 23x1.5 (socket) 16x1.5 (tre) Recovery Tow Point - RPPRA150
150 Series																




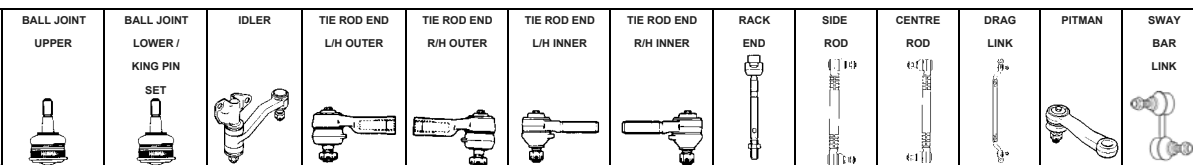
RAV 4



Part Number KEY
 BLUE - item avail ex. stock
 GREEN - under development
 RED - not a normally stocked line
 555 - also avail in 555 brand

		 BALL JOINT UPPER	 BALL JOINT LOWER / KING PIN SET	 IDLER	 TIE ROD END L/H OUTER	 TIE ROD END R/H OUTER	 TIE ROD END L/H INNER	 TIE ROD END R/H INNER	 RACK END	 SIDE ROD	 CENTRE ROD	 DRAG LINK	 PITMAN	 SWAY BAR LINK		
1994-00	Rav 4 (SXA10)		BJ365 (BJ9025) ball joint only		TE648 (TE9305)	TE648 (TE9305)			RE2961 (RE9365) 14x1.5 stud 334mm long						1995-00 2WD Front STB8006 4WD STB8018	RE2961 - 335mm 14x1.5 (socket) 14x1.5 (tre) STB8006 - 10mm studs / 60mm c/c STB8018 - 12mm studs / 60mm c/c
7/00-10/05	Rav 4 (ACA2#, CLA2#, ZCA2#)		BJ550 (BJ9115)		TE876 (TE9095L)	TE875 (TE9095R)			RE9055						Front STB8837	RE9055 - 315mm 14x1.5 (socket) 15x1.5 (tre)
2/06-on	Rav 4 (ACA3#)								RE6664 electric							RE6664 - 259mm 16x1.5 (socket) 16x1.5 (tre) Rear Toe Adjuster - TE5505
	SPACIA															
1988-96	Spacia	BJ173 555	BJ225 555						RE2920 (RE996)							BJ225 - 4 bolt mount BLD 16.7mm RE2920 - 323mm 14x1.5 (socket) 14x1.5 (tre)
	STOUT															
1965-72	Stout RK43 with Coil Front Suspension		BJ67 Bolt In													BJ67 - 14mm ball bolt thread - use '555' brand only
1965-72	Stout RK40,RK41,RK43,RK45,RK27		KX245		TE180L 555	TE180L 555										King pin set - 0.825" x 5.000"
9/67-72	Stout RK101,RK110,RK111		KX245		TE180L 555	TE180L 555						TE442K repair kit				King pin set - 0.825" x 5.000" TE442K - Drag link repair kit
3/72-8/73	Stout RK101,RK110,RK111		KX245		TE484L (151mm) Male LHT M17 x 1.5	TE484R (151mm) Male RHT M17 x 1.5						TE442K repair kit				King pin set - 0.825" x 5.000" TE442K - Drag link repair kit
9/73-2/79	Stout RK101,RK110,RK111		KX245		TE6271L (TE627L) 555	TE6271R (TE627R) 555						TE442K repair kit				King pin set - 0.825" x 5.000" <i>Note - old number TE627R now used to suit Honda - please ensure order is accompanied by specific vehicle application</i>
3/79-86	Stout RK110, YK110, PY20, LY		KX426		TE6271L (TE627L) 555	TE6271R (TE627R) 555						TE442K repair kit				King pin set - 25mm x 153.5mm <i>Note - old number TE627R now used to suit Honda - please ensure order is accompanied by specific vehicle application</i>

Part Number KEY
 BLUE - item avail ex. stock
 GREEN - under development
 RED - not a normally stocked line
 555 - also avail in 555 brand


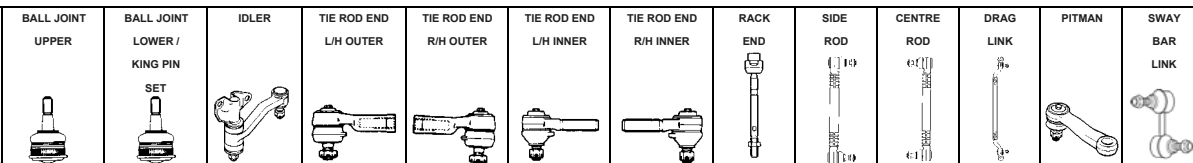


TACOMA - COE/OL/ON -

Year	Model	BALL JOINT UPPER	BALL JOINT LOWER / KING PIN SET	IDLER	TIE ROD END L/H OUTER	TIE ROD END R/H OUTER	TIE ROD END L/H INNER	TIE ROD END R/H INNER	RACK END	SIDE ROD	CENTRE ROD	DRAG LINK	PITMAN	SWAY BAR LINK	
1995-02	TACOMA Tacoma 2WD	RH-BJ4339R LH-BJ4339L	RH-BJ4333R LH-BJ4333L		TE3541	TE3541			RE3908 m/steer RE3541 p/steer					Front STB8015	
1995-00	Tacoma 4WD	BJ3561 press in	RH-BJ1356R LH-BJ1356L		TE1356L	TE1356R			RE3561						
2001-02	Tacoma 4WD	BJ3561 press in	RH-BJ1366R LH-BJ1366L		TE1356L	TE1356R			RE3561						
TARAGO															
10/76-10/82	Tarago KR1#, TR1#	BJ2281 555	BJ2282 555	SX2280 555	TE489L LH Thread 555	TE489L LH Thread 555	TE564R RH Thread 555	TE564R RH Thread 555					SX5280 555		
11/82-7/85	Tarago YR2#, CR2#	BJ173 555	BJ225 555	SX1164 555	TE489L LH Thread 555	TE489L LH Thread 555	TE639R	TE639R						BJ225 - 4 bolt mount BLD 16.7mm	
9/85-7/88	Tarago YR2#, CR2# 2WD - manual steer	BJ173 555	BJ225 555		TE3675R 555	TE3675R 555			RE883					BJ225 - 4 bolt mount BLD 16.7mm TE3675R - 228mm c/c 14x1.5 Female BLD 13.05mm	
9/85-7/88	Tarago YR2#, CR2# 2WD - power steer	BJ173 555	BJ225 555		TE3675R 555	TE3675R 555			RE878					BJ225 - 4 bolt mount BLD 16.7mm TE3675R - 228mm c/c 14x1.5 Female BLD 13.05mm	
8/88-00	Tarago YR2#, CR2# 2WD - manual steer	BJ173 555	BJ225 555		TE3722 (TE992) 555	TE3722 (TE992) 555			RE2920 (RE996)					BJ225 - 4 bolt mount BLD 16.7mm TE3722 - Female RHT M15 x 1.5 RE2920 - 323mm 14x1.5 (socket) 14x1.5 (tre)	
8/88-00	Tarago YR2#, CR2# 2WD - power steer	BJ173 555	BJ225 555		TE3722 (TE992) 555	TE3722 (TE992) 555			RE9225					BJ225 - 4 bolt mount BLD 16.7mm TE3722 - Female RHT M15 x 1.5	
1986-9/90	Tarago YR31 2WD	BJ7155 555			TE3723 (TE993)	TE3723 (TE993)			RE997 (RE2921)						
1986-9/90	Tarago YR31 4WD				TE3688	TE3688			RE997						
8/85-on	Tarago TR3#, CR3# 4WD		BJ433						RE9085						
8/88-on	Tarago TR3#, CR3# 4WD		BJ433		TE5046	TE5046			RE9235						





















Part Number KEY
 BLUE - item avail ex. stock
 GREEN - under development
 RED - not a normally stocked line
 555 - also avail in 555 brand



2010-2011
 2012-2013
 2014-2015
 2016-2017
 2018-2019
 2020-2021
 2022-2023
 2024-2025
















Year	Model	Ball Joint Upper	Ball Joint Lower / King Pin Set	Idler	Tie Rod End L/H Outer	Tie Rod End R/H Outer	Tie Rod End L/H Inner	Tie Rod End R/H Inner	Rack End	Side Rod	Centre Rod	Drag Link	Pitman	Sway Bar Link	Notes
5/90-6/00	Tarago TCR10 TCR11, TCR20, TCR21		BJ333 (BJ838) 555		TE3521L (TE1002)	TE3521R (TE1003)			RE3520 p/steer (RE29295)						Front RH-STB8122 LH-STB8123 89.6mm bolt holes 13mm
6/00-5/03	Tarago ACR30		RH-BJ3752R LH-BJ3752L						RE6443						RE6443 - 255mm
6/03-12/05	Tarago ACR30		RH-BJ3752R LH-BJ3752L						RE6676 p/steer						RE6676 - 235mm 14x1.5 (socket) 16x1.5 (tre)
TOWNACE															
1992-on	Townace YR39 - manual steer	BJ173 555	BJ225 555		TE3722 (TE992) 555	TE3722 (TE992) 555			RE675						manual steer BJ225 - 4 bolt mount BLD 16.7mm TE3722 - Female RHT M15 x 1.5
1992-on	Townace YR39 - power steer	BJ173 555	BJ225 555		TE3722 (TE992) 555	TE3722 (TE992) 555			RE395						power steer BJ225 - 4 bolt mount BLD 16.7mm TE3722 - Female RHT M15 x 1.5
TOWNACE - Truck															
8/78-82	Townace RR1#, RR2# - truck	BJ2281 555	BJ2282 555		TE489L 555	TE489L 555	TE564R 555	TE564R 555							TE489L - LH Thread TE564R - RH Thread
11/82-9/86	Townace KM2#, YM2#, CM2#, TM20 - truck	BJ173 555	BJ225 555		TE189L	TE189L	TE838R	TE838R		TR462		TR2381			BJ225 - 4 bolt mount BLD 16.7mm
10/86-6/88	Townace KM5#, YM55, CM5# - truck - manual steer	BJ173 555	BJ225 555		TE3675R 555	TE3675R 555			RE883						BJ225 - 4 bolt mount BLD 16.7mm TE3675R - 228mm c/e 14x1.5 Female BLD 13.05mm
10/86-6/88	Townace KM5#, YM55, CM5# - truck - power steer	BJ173 555	BJ225 555		TE3675R 555	TE3675R 555			RE878						BJ225 - 4 bolt mount BLD 16.7mm TE3675R - 228mm c/e 14x1.5 Female BLD 13.05mm
7/88-on	Townace KM5#, YM55, CM5# - truck - manual steer	BJ173 555	BJ225 555		TE3722 (TE992) 555	TE3722 (TE992) 555			RE2920 (RE996)						BJ225 - 4 bolt mount BLD 16.7mm TE3722 - Female RHT M15 x 1.5 RE2920 - 323mm 14x1.5 (socket) 14x1.5 (tre)
7/88-on	Townace KM5#, YM55, CM5# - truck - power steer	BJ173 555	BJ225 555		TE3722 (TE992) 555	TE3722 (TE992) 555			RE9225						BJ225 - 4 bolt mount BLD 16.7mm TE3722 - Female RHT M15 x 1.5
TOYO ACE															
67-9/71	Toyoace PK32,PK41,PK42 1-1.5ton		KX245		TE180L 555	TE180L 555									King pin set - 0.825" x 5.000"

Part Number KEY
 BLUE - item avail ex. stock
 GREEN - under development
 RED - not a normally stocked line
 555 - also avail in 555 brand

		 BALL JOINT UPPER	 BALL JOINT LOWER / KING PIN SET	 IDLER	 TIE ROD END L/H OUTER	 TIE ROD END R/H OUTER	 TIE ROD END L/H INNER	 TIE ROD END R/H INNER	 RACK END	 SIDE ROD	 CENTRE ROD	 DRAG LINK	 PITMAN	 SWAY BAR LINK		
9/71-73	Toyoace PY,RY10,RY12,RY14		KX245		TE484L 	TE484R										King pin set - 0.825" x 5.000"
1974-85	Toyoace RY16,RY31,LY30,LY31		KX247		TE598L  LH Thread	TE597R  RH Thread										King pin set - 0.825" x 5.000" TE598L - 100mm 21x1.5 BLD 16.42mm TE597R - Male RHT M21x1.5
TRIUMPH																
1975-81	TR7		BJ718		TE1556	TE1556										
1964-78	2000 Mk I,II 2.5 PI, 2500 TC - manual steer		BJ112		TE429R	TE429R										manual steer
1964-78	2000 Mk I,II 2.5 PI, 2500 TC - power steer		BJ112		TE527R	TE527R										power steer
1971-78	Stag - all models - manual steer		BJ112		TE429R	TE429R										manual steer
1971-78	Stag - all models - power steer		BJ112		TE527R	TE527R										power steer
1971-81	Dolomite, Sprint	BJ659			TE1572	TE1572										
VALIANT - see CHRYSLER																
VAUXHALL																
1955-58	Wyvern, Velox	BJ24			TE125L	TE125R	TE125R	TE125L								
1963-75	Viva HA,HB,HC	BJ42	BJ57		TE179R	TE179R										
1967-72	Victor 1600,2000,FD series	BJ42	BJ57		TE179R	TE179R										
VOLKSWAGEN																
BEETLE																
1947-4/68	Type I - 1200,1300,1500,1600		KX161		TE132R RH Thread	TE132L LH Thread	TE133L LH Thread	TE133R RH Thread Angled 10.7 BLD								King pin set - 0.709" x 3.980" Linkpin bush kit - SX051A TE133L - with steering damper hole & 10.7mm top of taper diameter
		Note: when fitting KX161 the Link Pins must be removed. For replacement Link Pin Bush Kit - use SX051A														
5/68-77	Type I - 1200,1300,1500,1600	BJ131	BJ132		TE495R RH Thread	TE497L LH Thread	TE496L LH Thread	TE496R RH Thread Angled 12.7 BLD								TE496R - 12.7mm top of taper diameter TE496L - with steering damper hole & 12.7mm top of taper diameter
																TIE ROD END SELECTION
1970-73	Beetle 1600L,1600S,Super Bug		BJ133		TE495R RH Thread	TE495R RH Thread	TE497L LH Thread	TE497L LH Thread								Inner & Outer Tie Rod End Selection: NOTE - there is a threaded connecting tube for inner & outer tie
















Part Number KEY
 BLUE - item avail ex. stock
 GREEN - under development
 RED - not a normally stocked line
 - also avail in 555 brand

Copyright © 2011
 Copyright Roadsafe Automotive
 Products Pty. Ltd. © 2011
 All Rights Reserved. E.&O.E.

		 BALL JOINT UPPER	 BALL JOINT LOWER / KING PIN SET	 IDLER	 TIE ROD END L/H OUTER	 TIE ROD END R/H OUTER	 TIE ROD END L/H INNER	 TIE ROD END R/H INNER	 RACK END	 SIDE ROD	 CENTRE ROD	 DRAG LINK	 PITMAN	 SWAY BAR LINK		
1973-on	Beetle 1600L, 1600S, Super Bug		BJ134		TE495R RH Thread	TE495R RH Thread	TE497L LH Thread	TE497L LH Thread								rod ends - if this is reversed the tie rod end threads will appear to be incorrect. Please ensure the connecting tubes are in the correct orientation prior to selecting tie rod ends.
1998-on	New Beetle		RH-BJ7366R LH-BJ7366L		TE2282R RHT M14x1.5	TE2281R			RE6796							RE6796 - 337mm 16x1.5 (socket) 14x1.5 (tre)
1999-on	BORA Bora		RH-BJ7366R LH-BJ7366L		TE2282R RHT M14x1.5	TE2281R			RE6796							RE6796 - 337mm 16x1.5 (socket) 14x1.5 (tre)
	KOMBI - see VOLKSWAGON Commercial TYPE 3															
1962-64	Type III - Karmann Ghia, 1500, 1500S to chassis# 273513				TE132L LH Thread	TE132R RH Thread										
1964-68	Type III - Karmann Ghia, 1500, 1600 from chassis# 273514-on	BJ44	BJ45		TE132L LH Thread BLD 11mm	TE132L LH Thread BLD 11mm	TE132R RH Thread BLD 11mm	TE132R RH Thread BLD 11mm								
1968-74	Type III - Karmann Ghia, 1600	BJ44	BJ45		TE495L BLD 12.5mm	TE495L BLD 12.5mm	TE495R BLD 12.5mm	TE495R BLD 12.5mm								
	GOLF															
76-10/77	Golf I Golf LS hatchback		BJ2217 15mm stud		TE1785 (TE3629R)	TE1785 (TE3629R)			RE2046 m/steer							RE2046 - 335mm 14x1.5 (tre)
11/77-80	Golf 1 Golf LS, GLS hatchback		BJ2022 17mm stud		TE1785 (TE3629R)	TE1785 (TE3629R)			RE2046 m/steer							BJ2022 - 3 bolt mount spigot style 17mm RE2046 - 335mm 14x1.5 (tre)
8/83-7/97	Golf II		BJ3079 ball joint only or ARM6067 c/arm no ball joint		TE1109L	TE1110R										
8/97-12/92	Golf II		BJ3080 or ARM6067 c/arm no ball joint		TE1109L	TE1110R										
8/91-on	Golf III		BJ3080		TE1109L	TE1110R										

Volkswagen
















Part Number KEY
 BLUE - item avail ex. stock
 GREEN - under development
 RED - not a normally stocked line
 555 - also avail in 555 brand

		 BALL JOINT UPPER	 BALL JOINT LOWER / KING PIN SET	 IDLER	 TIE ROD END L/H OUTER	 TIE ROD END R/H OUTER	 TIE ROD END L/H INNER	 TIE ROD END R/H INNER	 RACK END	 SIDE ROD	 CENTRE ROD	 DRAG LINK	 PITMAN	 SWAY BAR LINK		
	not VR6		not VR6													
8/91-on	Golf III VR6		BJ3679 VR6		TE1109L	TE1110R										
3/94-5/04	Golf - TRW Rack		BJ3080 not VR6		TE1109L	TE1110R			RE6745							RE6745 - 391mm 14x1.5 (socket) 14x1.5 (tre)
3/94-5/04	Golf - ZF Rack		BJ3080 not VR6		TE1109L	TE1110R			RE6796							RE6796 - 337mm 16x1.5 (socket) 14x1.5 (tre)
1998-on	Golf IV VR6		RH-BJ3541 LH-BJ3540		TE9303R	TE8303R			RE7127 (RE3072)							
2003-on	Golf V		RH-BJ4736 LH-BJ4735		TE1231L	TE1231R			RE1017							RE1017 - 310mm 16x1.5 (tre)
	PASSAT															
5/73-8/77	Passat		BJ706 15mm spigot													BJ706 - spigot style 2 bolt mount BJ706 - 2mm smaller spigot than BJ814
9/77-82	Passat GLS,LS,GLD to Chassis No. 32B080000		BJ814 (BJ2023) 17mm spigot													BJ814 - spigot style 2 bolt mount BJ814 - 2mm larger spigot than BJ706
82-84	Passat from Chassis No. 32B080001		BJ814 (BJ2023) 17mm spigot		TE1835	TE1835										
1985-on	Passat Synchro (with Steering Damper)		BJ8201													BJ8201 - 17mm not for Variant Engine 1.8-90kw
1988-93	Passat (except VR6)		BJ4012		TE9303R	TE9812R			RE6215 - manual steer to ch# 31NO80000 RE6216 - power steer to ch# 31NO80000 RE6224 - power steer from ch# 31NO80001 - on							
1994-on	Passat (except 16V - VR6) - to Chassis No. 3AR099264		BJ4012		TE9303R	TE9812R			RE6216							
1994-on	Passat (except 16V - VR6) - from Chassis No. 3AR099265		BJ4012		TE2281	TE2282			RE6164							
1997-on	Passat				TE4198R	TE4198R			RE4228						Front STB1317 Rear STB5465	

Volkswagen

Part Number KEY
 BLUE - item avail ex. stock
 GREEN - under development
 RED - not a normally stocked line
 555 - also avail in 555 brand
















W
a
g
e
n

		 BALL JOINT UPPER	 BALL JOINT LOWER / KING PIN SET	 IDLER	 TIE ROD END L/H OUTER	 TIE ROD END R/H OUTER	 TIE ROD END L/H INNER	 TIE ROD END R/H INNER	 RACK END	 SIDE ROD	 CENTRE ROD	 DRAG LINK	 PITMAN	 SWAY BAR LINK			
POLO																	
10/94-9/99	Polo - manual steer		RH-BJ8028 LH-BJ9028		TE2908R	TE2808R											
10/94-9/99	Polo - power steer		RH-BJ8028 LH-BJ9028		TE2908R	TE2808R									Front STB3060		
VENTO																	
4/95-12/96	Vento								RE6745								RE6745 - 391mm 14x1.5 (socket) 14x1.5 (tre)
VOLKSWAGEN - Commercial																	
Kombi																	
1955-67	Kombi Van				TE132L BLD 11mm	TE132R BLD 11mm											Centre pin bush kit - OEM9817A
1967-80	Kombi Van - Torsion Bar Suspension	BJ147	BJ147		TE495L BLD 12.5mm	TE495R BLD 12.5mm											Centre pin bush kit - OEM9817A
1981-93	Kombi Van - Coil Spring Suspension	BJ7361 press in	BJ7187 3 bolt mount		TE495L BLD 12.5mm	TE495R BLD 12.5mm											Centre pin bush kit - OEM9817A
Transporter																	
1955-67	Transporter Bus				TE132L BLD 11mm	TE132R BLD 11mm											Centre pin bush kit - OEM9817A
8/67-5/79	Transporter Type 2	BJ147	BJ147		TE495L BLD 12.5mm	TE495L BLD 12.5mm	TE495R BLD 12.5mm	TE495R BLD 12.5mm									Centre pin bush kit - OEM9817A
5/79-7/92	Transporter Type 3	BJ980 18mm	BJ7187 20mm		TE1785	TE1785				RE6666							RE6666 - 401mm 14x1.5 (socket) 14x1.5 (tre)
9/90-7/91	Transporter T4 Ch.70M.000001-70M.096448	BJ4187 20.5mm	BJ4361 18mm		TE4982L 16 x 1.5	TE4982R 16 x 1.5											
8/91-7/94	Transporter T4 Ch.70M.096449-70S.002791	BJ4187 20.5mm	BJ4361 18mm		TE4983L 16 x 1.5	TE4983R 16 x 1.5				RE7128 11/92-on							RE7128 - 310mm 14x1.5 (socket) 16x1.5 (tre)
8/94-12/95	Transporter T4 Ch.70S.002792-70T.199999	BJ4187 20.5mm	BJ4361 18mm		TE4984L 16 x 1.5	TE4984R 16 x 1.5				RE7128 11/92-on							RE7128 - 310mm 14x1.5 (socket) 16x1.5 (tre)
1/96-on	Transporter T4 Ch. 70T.200001- on	BJ4187 20.5mm	BJ4761 2 bolt		TE4985L 16 x 1.5	TE4985R 16 x 1.5				RE7128 11/92-on							RE7128 - 310mm 14x1.5 (socket) 16x1.5 (tre)
VOLVO																	

















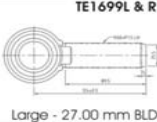
V
o
l
v
o

Part Number KEY
 BLUE - item avail ex. stock
 GREEN - under development
 RED - not a normally stocked line
 555 - also avail in 555 brand





O.I.V.O

		 BALL JOINT UPPER	 BALL JOINT LOWER / KING PIN SET	 IDLER	 TIE ROD END L/H OUTER	 TIE ROD END R/H OUTER	 TIE ROD END L/H INNER	 TIE ROD END R/H INNER	 RACK END	 SIDE ROD	 CENTRE ROD	 DRAG LINK	 PITMAN	 SWAY BAR LINK		
1966-2/69	140/160 series 140,160 series - all models	BJ135	BJ136		TE498R	TE498R	TE498L	TE498L								BJ136 - body diameter 50mm
3/69-75	140,160 series - all models	BJ137	BJ136		TE498R	TE498R	TE498L	TE498L								BJ136 - body diameter 50mm
240/260 series																
1974-78	240,260 series - manual steer		BJ171 3 bolt mount		TE553R Female 14x2	TE553R Female 14x2									RE500	RE500 - 285mm F14x1.5 (socket) 14x2 (tre)
1974-78	240,260 series - power steer		BJ171 3 bolt mount		TE553R Female 14x2	TE553R Female 14x2									RE666	RE666 - 288mm F18x1.5 (socket) 14x2 (tre)
1979-90	240,260 series - all models		RH-BJ2025 LH-BJ2026 power steer		TE553R Female 14x2	TE553R Female 14x2									RE501 - power steer up to '89 RE502 - 1978-81 Cams Gear Rack RE504 - power steer '89-on	BJ2025/BJ2026 - offset bolt mounts - if straight bolt mounts required - use BJ171
360 series																
3/84-12/87	360 GLT - manual steer		BJ789		TE2229 8/76 to 12/84 or TE2228 1/85 to 7/91	TE2229 8/76 to 12/84 or TE2228 1/85 to 7/91									RE7131 (RE3277)	
740/760 series																
1983-88	740,760 series - all models		BJ1143		TE553R Female 14x2	TE553R Female 14x2									RE5531 Station Wagon > CH# 176799 Hatchback > CH# 294099	Front STB7956 Rear STB8093
1989-on	740,760 series - all models		BJ1143		TE553R Female 14x2	TE553R Female 14x2									RE5539 Station Wagon CH# 176800 > Hatchback CH# 294100 >	Front STB7956 Rear STB8093
850 series																
10/92-3/97	850 series														RE7132	Front STB8092
C70																
10/97-on	C70 series														RE6663	RE6663 - 200mm 16x1.5 (socket) 14x2 (tre)
															some - check prior to ordering	

Part Number KEY
 BLUE - item avail ex. stock
 GREEN - under development
 RED - not a normally stocked line
 555 - also avail in 555 brand

		 BALL JOINT UPPER	 BALL JOINT LOWER / KING PIN SET	 IDLER	 TIE ROD END L/H OUTER	 TIE ROD END R/H OUTER	 TIE ROD END L/H INNER	 TIE ROD END R/H INNER	 RACK END	 SIDE ROD	 CENTRE ROD	 DRAG LINK	 PITMAN	 SWAY BAR LINK		
3/97-on	S40 series								RE7133							
3/97-on	S70 series								RE6663	some - check prior to ordering				3/97-12/00 with Turbo Front STB8092 3/97-12/05 Front STB7960 Rear STB7961	RE6663 - 200mm 16x1.5 (socket) 14x2 (tre)	
5/98-7/05	S80 series								RE6659	some - check prior to ordering				Front STB7960 Rear STB7961	RE6659 - 145mm 16x1.5 (socket) 14x1.5 (tre)	
5/98-7/05	S80 series								RE6660	some - check prior to ordering				Front STB7960 Rear STB7961	RE6660 - 155mm 16x1.5 (socket) 14x2 (tre)	
3/97-on	V40 series								RE7133							
2/97-on	V70 series								RE6659	some - check prior to ordering					RE6659 - 145mm 16x1.5 (socket) 14x1.5 (tre)	
2/97-on	V70 series								RE6660	some - check prior to ordering					RE6660 - 155mm 16x1.5 (socket) 14x2 (tre)	
2/97-on	V70 series								RE6663	some - check prior to ordering					RE6663 - 200mm 16x1.5 (socket) 14x2 (tre)	
2/97-on	V70 series								RE7132	some - check prior to ordering					RE7132 - 190mm 14x1.5 (socket) 14x2 (tre)	
VOLVO - Commercial																
all	F Series Cab Over				TE1698L LH Thread	TE1698R RH Thread	 TE1698L & R		 TE1699L & R		TE1698 - 30x1.5 male 125mm long BLD 24.00 TE1699 - 30x1.5 male 125mm long BLD 28.00					

Part Number KEY
 BLUE - item avail ex. stock
 GREEN - under development
 RED - not a normally stocked line
 555 - also avail in 555 brand

		BALL JOINT UPPER	BALL JOINT LOWER / KING PIN SET	IDLER	TIE ROD END L/H OUTER	TIE ROD END R/H OUTER	TIE ROD END L/H INNER	TIE ROD END R/H INNER	RACK END	SIDE ROD	CENTRE ROD	DRAG LINK	PITMAN	SWAY BAR LINK	
	N Series Long Nose														
all	all				TE1698L LH Thread	TE1698R RH Thread									  TE1698 - 30x1.5 male 125mm long BLD 24.00 TE1699 - 30x1.5 male 125mm long BLD 28.00
WHITE TRUCKS															
ROAD BOSS & COMMANDER															
1970-86	Road Boss 2,Road Commander 2,Western Star Conventional 4842 - also with Rockwell front axles FF920 & FF931 RB2-42T, RB62-T, 4842, 4864, 4942, 4964, RC2-42T, RC2-64T, RB2-64T, RBW-42T, RBW-64T with F6W-1200 12000lb axle &		300-235 single way king pin		310-222	310-223									King pin set with metal bushes 1.811" X 10.53"
1970-86	RB2-42T, RB62-T, 4842, 4864, 4942, 4964, RC2-42T, RC2-64T, RB2-64T, RBW-42T, RBW-64T with FF933 12000lb axle		300-232		310-222	310-223									Twin keyway king pin set with metal bushes - 1.793" x 10.39"
1970-86	RB2-42T, RB62-T, 4842, 4864, 4942, 4964, RC2-42T, RC2-64T, RB2-64T, RBW-42T, RCW-42T, RBW-64T with other axle		300-216		310-283	310-284									Twin keyway king pin set with metal bushes - 1.999" x 11.21"
	F120, F3-120, F3W-120, F5-120, F5W-120, F6W-120, 12,000 lb axles abd F5-140, F5W-140 with 14,000lb axle		300-142												King pin set - 1.812" x 10.75"
WOLSELEY															
1958-60	1500				TE126R	TE126R									
1961-70	Hornet Mk I,II,III	BJ29	BJ29		TE179R	TE179R									BJ29 - Ball joint repair kit
1962-67	24-80 Mk I,II		KX65 NLA							TE126R - Outer R/L TE126L - Inner R/L					
1965-72	1100 Mk I,II, 1300 Mk I,II	BJ37 repair kit	BJ38 repair kit		TE179R	TE179R									Front & Rear knuckle joint - BJ82 BJ37/38 - Ball joint repair kits
1967-72	18-85	BJ78 NLA	BJ78 NLA		TE125R	TE125R									Front & Rear knuckle joint - BJ79 NLA

White

Part Number KEY
 BLUE - item avail ex. stock
 GREEN - under development
 RED - not a normally stocked line
 555 - also avail in 555 brand