

www.autolinesales.com.au

HAULTEC

**HAULTEC TOWING PRODUCTS CATALOGUE
2nd Edition**



AUTOLINE SALES

Customer Service Team

1300 310 310

www.autolinesales.com.au

TOWING ACCESSORIES

Terminology	18
Towing Accessories	19
Air Hitch Units	19
Level Rides	19
Sway Control Kits	19
Weight Distribution Units	20
Weight Distribution Hitch Shanks	20
Ball Mounts - Class 4 (Heavy Duty)	20
Ball Mount Pull Pin	22
Accessory Bag	22
Hitch Covers	22
Dee Shackles	22
Black Tow Lugs	22
Cable Tie	22
Bow Shackles	22
Tow Balls, Covers & Spanner	23
Brackets	24
Bolts & Screws	24
Plugs & Sockets	25
Plugs & Sockets with Reed Switch	25
Electrical Cables	25
Magnetic Trailer Plugs	26
Electric Brake Controllers	26
'Big Red' Trailer Plugs	27
Standard & LED Steel Plugs & Sockets	27
LED Trailer Plugs & Sockets	27
Standard Trailer Adaptors	28
LED Trailer Adaptors	29
LED Car Coil Adaptors	30
LED Car Coil Extensions	30
LED Car Coil Extension Leads	30
Truck Coils	33
Universal Wiring Kits	33
Electronic Controller Modules	33
Boot Trailer Socket Kits	33
Wire Clips	33
Trailer Light Accessories	34
Security & Protection	34
Trailer Accessories	34
Bike Racks - Clamp On	36
Bike Racks - Bolt On + Hitch Type	38
Bike Rack Accessories & Replacement Parts	39
Recovery Equipment*	40
Universal Multi-Fit Truck Hitch	40
Cargo Barrier	41

CONTENTS


TOW BARS & DIRECT FIT WIRING HARNESSES

Tow Bars & Direct Fit Wiring Harnesses	43
Alfa Romeo.....	43
Audi.....	43
BMW.....	45
Chrysler.....	48
Citroen.....	48
Daewoo.....	49
Daihatsu.....	50
Dodge.....	50
Fiat.....	50
Ford.....	51
Foton.....	62
FPV (Ford Performance Vehicles).....	62
Great Wall.....	62
Holden.....	63
HSV (Holden Special Vehicles).....	71
Honda.....	72
Hyundai.....	73
Isuzu.....	75
Iveco.....	76
Jeep.....	77
Kia.....	77
Land Rover.....	79
Lexus.....	79
Mazda.....	79
Mercedes-Benz.....	83
Mini.....	86
Mitsubishi.....	86
Nissan.....	91
Opel.....	97
Peugeot.....	97
Porsche.....	99
Renault.....	99
Saab.....	100
Skoda.....	100
SsangYong.....	101
Subaru.....	101
Suzuki.....	103
Tata (Telco).....	104
Toyota.....	104
Universal Truck.....	112
Volkswagen.....	112
Volvo.....	115
Trailer Plug, Socket & Adaptor Wiring Instructions	117
Warranty / Manufacturers Statement	118



TOWING PRODUCTS

CATALOGUE



TERMINOLOGY

Terminology

Tow bars are listed alphabetically by vehicle **MAKE** then **MODEL** then **YEAR**. Heavy Duty Tow bars are listed in **BOLD TYPE**. Use the headings at the top of the page to identify the tow bar specifications required for a particular vehicle.

The headings are listed in detail as follows:

DESCRIPTION	Details the description of the vehicle make and model.
YEAR	Lists the year range of the vehicle.
TYPE	Identifies the body shape of the vehicle.
TOWBAR PART No.	Lists the part number for the tow bar. Class 4 hitch receivers are identified by bold type.
T CAP/BW (KG)	Details the towing capacity and ball weight (in kg) of the tow bar.
LUG TYPE	Details the type of lug required for fitment (see abbreviations for details).
LUG No.	Details the lug number for the tow bar.
REMOVE BUMPER	Indicates if the rear bumper requires removal for fitment of tow bar.t
BUMPER CUT OUT	Indicates if the rear bumper requires cutting.
EXP/CON	Indicates whether the tow bar is exposed (E), concealed(C) or partially concealed (P) (below or behind bumper).
FITMENT	This is an approximate fitment time indicator. Tow bars are marked as 0 - 4, (0) 0.5-1 hour, (1) 1-1.5 hours, (2) 2-2.5 hours, (3) 3-3.5 hours, (4) 4+ hours.
DIR FIT WIRE HARNESS PART No.	Indicates the direct fit wiring loom available for the same vehicle.
WIRING	This is an approximate fitment time indicator for wiring harnesses. Wiring harnesses are marked as 0 - 4, (0) 0.5-1 hour, (1) 1-1.5 hours, (2) 2-2.5 hours, (3) 3-3.5 hours, (4) 4+ hours.
REVERSE SENSOR	Details the type of fitment for Reverse Sensor vehicles (see abbreviations for details).
FOG CUT OFF	Details the type of fitment for rear Fog Light fitted vehicles (see abbreviations for details).
DEALER CODING	Indicates if diagnostic coding is required as part of installation.
FITMENT NOTES	Details any special fitment points or other details to consider when fitting the tow bar.

Please check these abbreviations when searching for vehicle.

REVERSE SENSOR		LUG TYPE	
A	Automatic	EF2	Euro Fixed 2 Bolt
DB	Dash Board	EFB	Euro Flanged Ball
FF	Factory Fit	ER	Euro Removable
NA	Not Applicable	FR	Flat Removable
U2	Universal 2 Wire	FF2	Flat Fixed 2 Bolt
VC	Via Coding	S40	Square 40x40mm Removable
		S50	Square 50x50mm Removable
		S50S	Square 50x50mm Removable Solid
FOG CUT OFF		DEALER CODING	
A	Automatic	O	Optional
Me	Metal Strip	C	Compulsory
Mi	Micro Switch	M	May be Required
Mo	Module	NR	Not Required
NA	Not Applicable		
VC	Via Coding		

In the case of high tow ball weight on some tow bars, it may be advisable to upgrade the rear suspension on the vehicle. Contact your suspension specialist for advice.

CAUTION! Cooling upgrade may be necessary for transmission and/or radiator, refer to owners manual.

*Always refer to owners manual regarding towing capacity.

Air Hitch Units

PART NO	DESCRIPTION	T Cap / BW (kg)	BAR WGT (kg)
AHCL4	Class 4 Air Hitch	3000/300	24
AHCL5	Class 5 Air Hitch	6350/635*	24
AHCL6	Class 6 Air Hitch	9000/900	
AHWD1	Class 5 Air Hitch Adaptor to suit Weight Distribution Kit		

IMPORTANT INFORMATION! These Air Hitches require vehicle specific applications:

- Class 4 - 3000 kgs/300 kgs (SUV, Utilities, 4WD)
- Class 5 - 3500 - 6350 kgs (Trucks, etc)

Shocker kits are highly recommended on Class 5 when vehicles are used in rough road conditions.

*6350 kg capacity only on 70mm ball



AHCL4



AHCL5



AHCL6

Level Rides

PART NO	DESCRIPTION	Min. Ball Load	Max. Ball Load	BAR WGT (kg)
LR100	100kg Level Rides - 19mm Spring Bars. Multi-Fit	70kg	100kg	12
LR125	125kg Level Rides - 21mm Spring Bars. Multi-Fit	90kg	125kg	12



Level rides are suitable for **light tow ball loads only**. Steering control & stability is improved by transferring part of the tow ball load to the front wheels of the tow vehicle.

! This product can be used with both Standard Tow bars & Hitch Receivers since spring bars are attached to the vehicle end via an adaptor plate that fits between the tow ball & tow lug or trailer ball mount.

WITH WEIGHT DISTRIBUTION FITTED



WITHOUT WEIGHT DISTRIBUTION FITTED



Sway Control Kits

PART NO	DESCRIPTION	BAR WGT (kg)
SC001	Sway control Kit	12
SC011	Sway control ADAPTOR ARM	



SC001



SC011

Weight Distribution Units

PART NO	DESCRIPTION	Min. B/Load	T Cap/BW (kg)	BAR WGT (kg)
WDH270	3500/270kg Weight Distribution Hitch - Round Bar Style	140kg	3500/270	
WDH355	3500/355kg Weight Distribution Hitch - Round Bar Style	270kg	3500/355	
WDH455	4500/455kg Weight Distribution Hitch - Trunnion Style	350kg	4500/455	
UNT011	70MM Towbar Required For 4500kg Capacity			



WDH270 / WDH355



UNT011



WDH455

Weight Distribution Hitches evenly distribute weight over the entire length of the towing vehicle and trailer, resulting in a more level ride with more control, stability and reduces sway.

WITH WEIGHT DISTRIBUTION FITTED



WITHOUT WEIGHT DISTRIBUTION FITTED



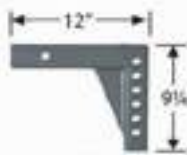
⚠ The use of this product requires a Hitch Receiver attached to the tow vehicle

Weight Distribution Hitch Shanks

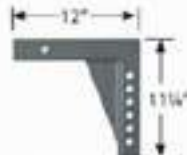
PART NO	DESCRIPTION	PART NO	DESCRIPTION
WDHS01	7" Raised Adjustable Shank for WDH kits	WDHS04	13" Raised Adjustable Shank for WDH kits
WDHS02	8" Raised Adjustable Shank for WDH kits	WDHS05	7" Raised Adjustable Shank for WDH kits
WDHS03	10" Raised Adjustable Shank for WDH kits	WDHS06	8" Raised Adjustable Shank for WDH kits



(3" Drop / 7" Rise)
WDHS01



(4" Drop / 8" Rise)
WDHS02



(6" Drop / 10" Rise)
WDHS03



(9" Drop / 13" Rise)
WDHS04



(3" Drop / 7" Rise)
WDHS05



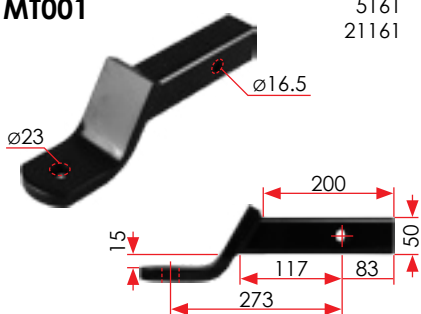
(4" Drop / 8" Rise)
WDHS06

Ball Mounts - Class 4 (Heavy Duty)

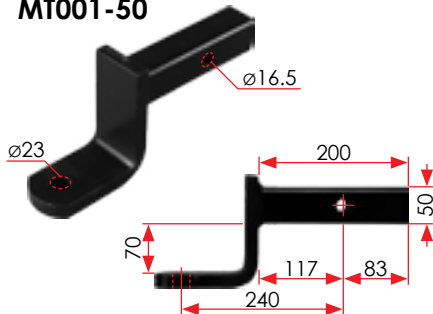
All Dimensions in Millimetre (mm)

MT001

5161
21161

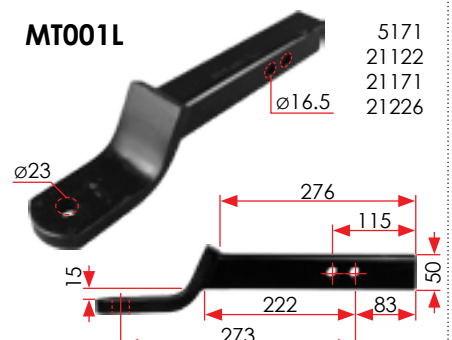


MT001-50



MT001L

5171
21122
21171
21226



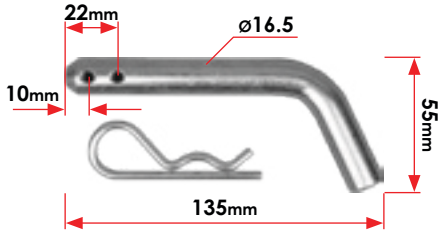
Ball Mounts - Class 4 (Heavy Duty)

All Dimensions in Millimetre (mm)

<p>UNTBOX 8009</p> <p>SUPPLIED LOOSE</p>	<p>HD132H 5126 21126</p>	<p>TL010</p> <p>SOLID MOUNT</p>
<p>UNTTBM2 21179</p>	<p>UNTTBM3 8059 21162 21164 21166 21199</p> <p>PINTLE HOOK SOLID MOUNT</p>	<p>UNTTBM4 5187 21187 21228</p> <p>2500KG TOWING CAPACITY ADJUSTABLE</p>
<p>UNTTBM4-35</p> <p>3500KG TOWING CAPACITY ADJUSTABLE</p>	<p>UNTTBM08 5167 21167</p>	<p>UNTTBM09 5168 21168</p>
<p>UNTTBM010 5006 21196 21222</p>	<p>UNTTBM011 21177</p>	<p>UNTTBM013 21174</p>
<p>UNTTBM014 21127 21128 21130 21169</p> <p>CLASS 3 HITCH</p>	<p>UNTTBM452 Requires a 70 mm Ball</p> <p>4.5t RATED</p> <p>SOLID MOUNT</p>	<p>UNTTBM454 Requires a 70 mm Ball</p> <p>4.5t RATED</p> <p>SOLID MOUNT</p>

Ball Mount Pull Pin


PART NO	DESCRIPTION
UNT080	PULL PIN TO SUIT CLASS 4 TOW BAR WITH CLIP



Black Tow Lugs


PART NO	Length (A)	
	mm	(Inch)
TL001	228	(9)
TL002	274	(11)
TL003	330	(13)
TL004	355	(14)
TL005	381	(15)
TL006	406	(16)
TL007	431	(17)
TL008	495	(19.5)
TL009	558	(22)

Have you lost your tongue?
We have most tongues for all tow bars in stock!



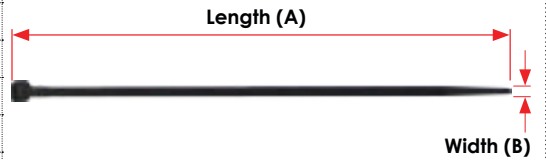
Accessory Bag

PART NO	DESCRIPTION
UNTBAG	TOWING HITCH ACCESSORY BAG



Cable Tie

PART NO	Per	Length (A)	Width (B)
CTB10025	100	100 mm	2.5 mm
CTB15035	100	150 mm	3.5 mm
CTB20048	100	200 mm	4.8 mm
CTB25048	100	250 mm	4.8 mm
CTB30048	100	300 mm	4.8 mm
CTB38048	100	380 mm	4.8 mm
CTB43048	100	430 mm	4.8 mm



Hitch Covers

PART NO	DESCRIPTION	PART NO	DESCRIPTION	PART NO	DESCRIPTION	PART NO	DESCRIPTION
UNTCOV	CLASS 4 BOX COVER SURROUND FOR BTA HITCH RECEIVER	UNT004B	TOW BAR HITCH COVER FLAP BLACK BLISTER	UNT004	TOW BAR HITCH COVER FLAP CHROME BLISTER	UNTCOV-MIL	CLASS 4 BOX COVER

Dee Shackles

PART NO	THICKNESS	LOAD RATE
DSG008	8mm	200 kg
DSG010	10mm	800 kg
DSG012	12mm	510 kg
DSG016	16mm	800 kg

GALVANISED



PART NO	THICKNESS	LOAD RATE
DSS008	8mm	600 kg
DSS010	10mm	1160 kg
DSS012	12mm	1400 kg

STAINLESS STEEL



Bow Shackles

PART NO	THICKNESS	LOAD RATE
BSS008	10mm	600 kg
BSS010	12mm	1160 kg

STAINLESS STEEL



PART NO	THICKNESS	LOAD RATE
BSG020	20mm	4750 kg

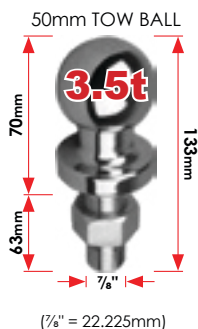
GALVANISED



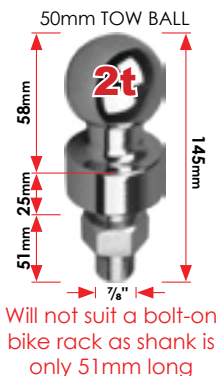
Tow Balls, Covers & Spanner

PART NO	DESCRIPTION
UNT010	50mm TOW BALL (3500kg) 63mm SHANK

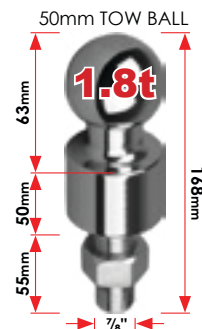
MOST POPULAR



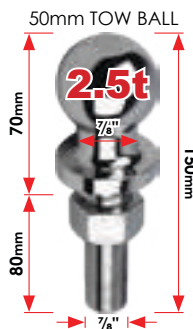
PART NO	DESCRIPTION
UNT010B	50mm TOW BALL (2000kg) 51mm SHANK 13mm HIGHER THAN UNT010



PART NO	DESCRIPTION
UNT010C	50mm TOW BALL (1800kg) 55mm SHANK 40mm HIGHER THAN UNT010




PART NO	DESCRIPTION
UNT010L	50mm TOW BALL (2500kg) 80mm SHANK



PART NO	DESCRIPTION
UNT011	70mm TOW BALL 4.5 TON 68mm SHANK

THE BIG BOY 4.5 TON



PART NO	DESCRIPTION
UNT009B	50mm TOW BALL (3500kg) 51mm SHANK BLACK



Will not suit a bolt-on bike rack as shank is only 51mm long

PART NO	DESCRIPTION
UNT009Z	50mm TOW BALL 62mm SHANK ZINC PLATED




Zinc plated. Popular in WA

PART NO	DESCRIPTION
UNT009	50mm TOW BALL 1" DIA 52mm SHANK



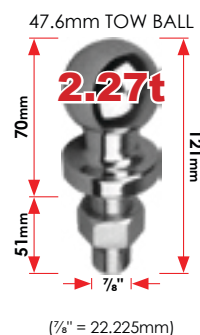
You will have to drill out standard tongue / hitch to suit 1" shank!

PART NO	DESCRIPTION
UNT009L	50mm TOW BALL 1" DIA 130mm SHANK



POPULAR for MINING INDUSTRY

PART NO	DESCRIPTION
UNT010-78	1 7/8" (47.6mm) TOW BALL (2270kg) 51mm SHANK



Not suited for 50mm coupling. Will only suit 1 7/8" coupling.

PART NO	DESCRIPTION
UNT002	50mm TOW BALL COVER CHROME WITH SPRING CLIP



PART NO	DESCRIPTION
UNT002B	50mm TOW BALL COVER BLACK WITH SPRING CLIP




PART NO	DESCRIPTION
UNT002BP	50mm TOW BALL COVER BLACK PVC



PART NO	DESCRIPTION
UNT063	SHIN & BALL PROTECTOR



PART NO	DESCRIPTION
UNT010S	TOW BALL SPANNER



4 TOOLS IN ONE
Tightening & removing tow ball



4 TOOLS IN ONE
Adjusting anti-rattle tow ball mount bolt




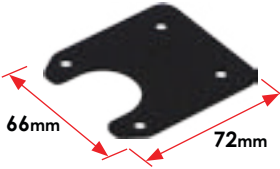




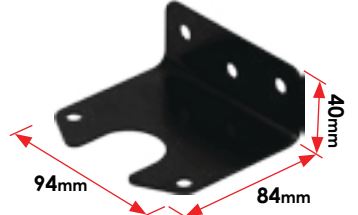

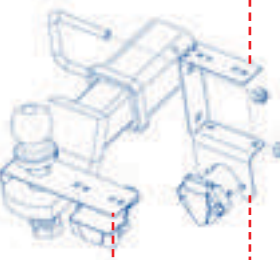
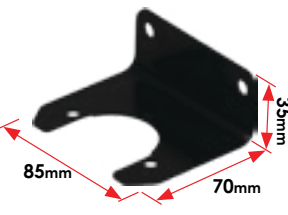


4 TOOLS IN ONE
Tightening & removing "D" shackle











4 TOOLS IN ONE
Tightening & removing goose neck







Brackets

PART NO	DESCRIPTION	PART NO	DESCRIPTION	PART NO	DESCRIPTION	PART NO	DESCRIPTION
UNT040	90° BRACKET SUIT SMALL ROUND PLASTIC PLUG	UNT043	FLAT BRACKET SUIT SMALL ROUND PLUG	UNT041	90° BRACKET SUIT BIG ROUND PLASTIC & STEEL PLUG	UNT042	FLAT BRACKET SUIT BIG ROUND PLASTIC & STEEL PLUG
							
UNTCHB1	CHAIN BLOCK RECTANGULAR 2 HOLE	UNTCHB2	CHAIN BLOCK ANGLED 2 HOLE	UNT044	90° BRACKET SUIT SMALL ROUND STEEL PLUG. <i>Suit Steel plug UNT030S only</i>	UNT045	FLAT PLUG HOLDER MOUNTS ON TRAILER DRAW BAR FOR PROTECTION
							
UNT048	90° BRACKET SUIT COUNTER SUNK LARGE ROUND PLUG	 <p>UNT046</p> <p>UNT047 - UNT048</p> <p>*Additional brackets necessary to fit round sockets</p>	UNT046	HITCH MOUNT BRACKET	UNT047	BALL MOUNT BRACKET	
UNT049	FLAT VERSION		UNT046	Secures to hitch with U-bolt, includes U-bolt, mounting screws, washers and nuts. Suitable for all sockets*	UNT047	Secures to ball mount by tow ball, includes mounting screws, washers and nuts. Suitable for all sockets*	
NEW			NEW		NEW		
							
UNT048							





Bolts & Screws

PART NO	Per	DESCRIPTION	PART NO	Per	DESCRIPTION	PART NO	Per	DESCRIPTION	PART NO	Per	DESCRIPTION
B003	25	SELF TAPPING SCREWS PAN HEAD 10g x 5/8"	B007	25	SELF DRILLING PLASTIC HEX 10 - 12 X 25	B005	25	SELF DRILLING METAL HEX 10 - 16 X 16	B006	25	SELF DRILLING METAL HEX 10 - 16 X 25
		<i>Self drilling into PLASTIC (May require pre-drilling on some plastics)</i>						<i>Self drilling into STEEL</i>			
B004	50	BOLT NUT & WASHER 3/16 x 3/4 PAN PHIL	UNT100		BOLT ASSIST KIT - ASSORTED PARTS	UNT035	EA	CLASS 2 TOW BAR BOLTS 16 x 35 METRIC ZINC	UNT045	EA	CLASS 2 TOW BAR BOLTS 16 x 45 METRIC ZINC
		<i>Bolt, Washer & Nut to suit Plug to Bracket fixing</i>									

Plugs & Sockets



PART NO	DESCRIPTION	PART NO	DESCRIPTION	PART NO	DESCRIPTION	PART NO	DESCRIPTION
UNT012	12 PIN FLAT SOCKET	UNT013	12 PIN FLAT TRAILER PLUG	UNT032	7 SOCKET FLAT CAR PLUG	UNT035	7 PIN FLAT TRAILER PLUG
							
<p>► Planning a caravan into the future fit 12 PIN FLAT ◀</p> <p>► It also fits a 7 PIN FLAT for light trailer use ◀</p>							

PART NO	DESCRIPTION	PART NO	DESCRIPTION	PART NO	DESCRIPTION	PART NO	DESCRIPTION
UNT033	7 SOCKET SMALL ROUND TRAILER PLUG	UNT030	7 PIN SMALL ROUND CAR PLUG	UNT033S	7 PIN SMALL ROUND METAL TRAILER PLUG	UNT030S	7 PIN SMALL ROUND METAL SOCKET
							

PART NO	DESCRIPTION	PART NO	DESCRIPTION	PART NO	DESCRIPTION	PART NO	DESCRIPTION
UNT036	7 PIN LARGE ROUND TRAILER PLUG	UNT037	7 PIN LARGE ROUND SOCKET	UNT036S	7 PIN LARGE ROUND METAL TRAILER PLUG	UNT037S	7 PIN LARGE ROUND METAL SOCKET
							

PART NO	DESCRIPTION	PART NO	DESCRIPTION	PART NO	DESCRIPTION	PART NO	DESCRIPTION
UNT036M	7 PIN LARGE ROUND TRAILER PLUG MAGNETIC	UNT038	7 PIN LARGE ROUND SOCKET USE BRACKET UNT048	UNT036S	7 PIN LARGE ROUND METAL TRAILER PLUG	UNT038S	7 PIN LARGE ROUND METAL SOCKET USE BRACKET UNT048
							

Plugs & Sockets with Reed Switch (For Reverse Sensor Application)

PART NO	DESCRIPTION	PART NO	DESCRIPTION
UNT032RS	7 PIN FLAT CAR PLUG WITH REED SWITCH	UNT032RSF	7 PIN FLAT CAR PLUG WITH REED SWITCH
			

Electrical Cables

PART NO	Per	DESCRIPTION
UNT200	M	FLAT WIRE 5 CORE
		
<p>Available in 50M Roll</p>		

MORE ELECTRICAL CABLES ARE AVAILABLE
 1 / 2 / 5 / 7 CORE ROUND
CALL OFFICE
1300 310 310

TOWING

Plugs & Sockets

PART NO	DESCRIPTION	PART NO	DESCRIPTION	PART NO	DESCRIPTION	PART NO	DESCRIPTION
UNT091	5 PIN LARGE ROUND TRAILER PLUG	UNT090	5 PIN LARGE ROUND SOCKET USE BRACKET UNT048	UNT091S	5 PIN LARGE ROUND TRAILER METAL PLUG	UNT090S	5 PIN LARGE ROUND METAL SOCKET USE BRACKET UNT048
							

**NEW
RECESSED
MOUNT**



**NEW
RECESSED
MOUNT**



PART NO	DESCRIPTION	PART NO	DESCRIPTION	PART NO	DESCRIPTION	PART NO	DESCRIPTION
UNT031	6 PIN SMALL ROUND TRAILER PLUG	UNT034	6 PIN SMALL ROUND SOCKET	UNT031S	6 PIN SMALL ROUND TRAILER METAL PLUG	UNT034S	6 PIN SMALL ROUND METAL SOCKET
							



Magnetic Trailer Plugs

PART NO	DESCRIPTION	PART NO	DESCRIPTION	PART NO	DESCRIPTION
UNT033M	7 SOCKET SMALL ROUND TRAILER PLUG MAGNETIC	UNT035M	7 PIN FLAT TRAILER PLUG MAGNETIC	UNT036M	7 PIN LARGE ROUND TRAILER PLUG MAGNETIC
					

MAGNETIC :
Great for Cable Storage when trailer not in use



Electric Brake Controllers







Erich Jaeger Brake Controllers also available! See page 14 for details.

PART NO	DESCRIPTION	PART NO	DESCRIPTION	PART NO	DESCRIPTION
EBC001	ENERGIZE III BRAKE CONTROL PENDULUM SYSTEM OPERATION PROVIDES PROPORTIONAL BRAKING. TILT RANGE 35° TO 90°. SUITS UP TO 4 WHEEL TRAILERS	EBC002	PRODIGY P2 BRAKE CONTROL INERTIA ACTIVATION SYSTEM PROVIDES PROPORTIONAL BRAKING. TILT RANGE 0° TO 360°. SUITS UP TO 8 WHEEL TRAILERS	EBC004	IMPULSE DIGITAL BRAKE CONTROL TIME BASED OPERATION
 <p>MUST BE MOUNTED HORIZONTALLY</p>		 <p>MUST BE MOUNTED HORIZONTALLY</p>			

'Big Red' Trailer Plugs

PART NO	DESCRIPTION	PART NO	DESCRIPTION	PART NO	DESCRIPTION
UNT033R	7 PIN SMALL ROUND RED TRAILER PLUG	UNT035R	7 PIN FLAT MALE RED TRAILER PLUG	UNT036R	7 PIN LARGE ROUND RED TRAILER PLUG
SPOT EASIER at NIGHT		SPOT EASIER at NIGHT		SPOT EASIER at NIGHT	
					









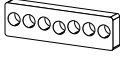


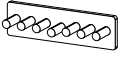

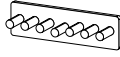

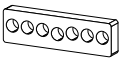


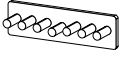

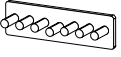





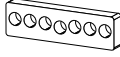






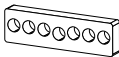


Standard & LED Steel Plugs & Sockets

PART NO	DESCRIPTION	PART NO	DESCRIPTION	PART NO	DESCRIPTION	PART NO	DESCRIPTION
UNT032S	7 PIN FLAT FEMALE TRAILER SOCKET	UNT035S	7 PIN FLAT MALE TRAILER PLUG	UNT032SL	7 PIN FLAT FEMALE LED TRAILER SOCKET	UNT035SL	7 PIN FLAT MALE LED TRAILER PLUG
TOUGHER in STEEL		TOUGHER in STEEL		TOUGHER in STEEL		TOUGHER in STEEL	
				 		 	

LED Trailer Plugs & Sockets

PART NO	DESCRIPTION	PART NO	DESCRIPTION	PART NO	DESCRIPTION	PART NO	DESCRIPTION
UNT033L	7 PIN SMALL ROUND LED TRAILER PLUG	UNT030L	7 PIN SMALL ROUND LED TRAILER SOCKET	UNT032L	7 PIN FLAT FEMALE LED TRAILER SOCKET	UNT035L	7 PIN FLAT MALE LED TRAILER SOCKET
							
UNT036L	7 PIN LARGE ROUND LED TRAILER PLUG	UNT037L	7 PIN LARGE ROUND LED TRAILER SOCKET	UNT037CL	7 PIN LARGE ROUND LED TRAILERS COUPLING SOCKET		
							

Standard Trailer Adaptors

PART NO	DESCRIPTION	PART NO	DESCRIPTION	PART NO	DESCRIPTION
UNTA001	6 PIN SMALL ROUND SOCKET TO 7 PIN SMALL ROUND PLUG	UNTA002	7 PIN SMALL ROUND SOCKET TO 6 PIN SMALL ROUND PLUG	UNTA003	6 PIN SMALL ROUND SOCKET TO 7 PIN FLAT PLUG
					
					
PART NO	DESCRIPTION	PART NO	DESCRIPTION	PART NO	DESCRIPTION
UNTA004	7 PIN SMALL ROUND SOCKET TO 7 PIN FLAT PLUG	UNTA005	7 PIN FLAT SOCKET TO 6 PIN SMALL ROUND PLUG	UNTA006	7 PIN FLAT SOCKET TO 7 PIN SMALL ROUND PLUG
					
					
PART NO	DESCRIPTION	PART NO	DESCRIPTION	PART NO	DESCRIPTION
UNTA007	7 PIN FLAT SOCKET TO 5 PIN LARGE ROUND PLUG	UNTA008	7 PIN FLAT SOCKET TO 7 PIN LARGE ROUND PLUG	UNTA009	5 PIN LARGE ROUND SOCKET TO 7 PIN FLAT PLUG
					
					
PART NO	DESCRIPTION	PART NO	DESCRIPTION	PART NO	DESCRIPTION
UNTA010	7 PIN LARGE ROUND SOCKET TO 7 PIN FLAT PLUG	UNTA011	7 PIN LARGE ROUND SOCKET TO 6 PIN SMALL ROUND PLUG	UNTA012	7 PIN LARGE ROUND SOCKET TO 7 PIN SMALL ROUND PLUG
					
					

Standard Trailer Adaptors

PART NO	DESCRIPTION
UNTA013	5 PIN LARGE ROUND SOCKET TO 7 PIN LARGE ROUND PLUG

PART NO	DESCRIPTION
UNTA014	7 PIN LARGE ROUND SOCKET TO 5 PIN LARGE ROUND PLUG

PART NO	DESCRIPTION
UNTA015	6 PIN SMALL ROUND SOCKET TO 7 PIN LARGE ROUND PLUG

PART NO	DESCRIPTION
UNTA016	7 PIN SMALL ROUND SOCKET TO 7 PIN LARGE ROUND PLUG

LED Trailer Adaptors

PART NO	DESCRIPTION
UNT050L	7 PIN SMALL ROUND SOCKET TO 7 PIN FLAT PLUG LED

PART NO	DESCRIPTION
UNT055L	7 PIN FLAT SOCKET TO 7 PIN SMALL ROUND PLUG LED




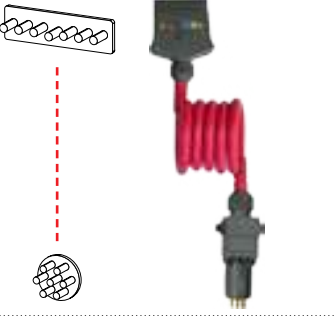








PART NO	DESCRIPTION
UNT051L	7 PIN LARGE ROUND SOCKET TO 7 PIN FLAT PLUG LED

PART NO	DESCRIPTION
UNT053L	7 PIN FLAT SOCKET TO 7 PIN LARGE ROUND PLUG LED







PART NO	DESCRIPTION
UNT052L	7 PIN LARGE ROUND SOCKET TO 7 PIN SMALL ROUND PLUG LED

PART NO	DESCRIPTION
UNT054L	7 PIN SMALL ROUND SOCKET TO 7 PIN LARGE ROUND PLUG LED







LED Car Coil Adaptors

PART NO	DESCRIPTION	PART NO	DESCRIPTION	PART NO	DESCRIPTION
UNT050LC	7 PIN SMALL ROUND SOCKET TO 7 PIN FLAT PLUG LED	UNT055LC	7 PIN FLAT SOCKET TO 7 PIN SMALL ROUND PLUG LED COIL	UNT051LC	7 PIN LARGE ROUND SOCKET TO 7 PIN FLAT PLUG LED COIL
 		 		 	
UNT053LC	7 PIN FLAT SOCKET TO 7 PIN LARGE ROUND PLUG LED COIL	UNT052LC	7 PIN LARGE ROUND SOCKET TO 7 PIN SMALL ROUND PLUG LED COIL	UNT054LC	7 PIN SMALL ROUND SOCKET TO 7 PIN LARGE ROUND PLUG LED COIL
 		 		 	



LED Car Coil Extensions

PART NO	DESCRIPTION	PART NO	DESCRIPTION	PART NO	DESCRIPTION
UNT033LCE	7 PIN SMALL ROUND SOCKET TO 7 PIN SMALL ROUND SOCKET LED COIL EXTENSION	UNT035LCE	7 PIN FLAT SOCKET TO 7 PIN FLAT SOCKET LED COIL EXTENSION	UNT036LCE	7 PIN LARGE ROUND SOCKET TO 7 PIN LARGE ROUND SOCKET LED COIL EXTENSION
 		 		 	

LED Car Coil Extension Leads

PART NO	DESCRIPTION	PART NO	DESCRIPTION	PART NO	DESCRIPTION
UNT030LEL	7 PIN SMALL ROUND SOCKET TO 7 PIN SMALL ROUND PLUG LED COIL EXTENSION LEAD	UNT032LEL	7 PIN FLAT SOCKET TO 7 PIN FLAT PLUG LED COIL EXTENSION LEAD	UNT037LEL	7 PIN LARGE ROUND SOCKET TO 7 PIN LARGE ROUND PLUG LED COIL EXTENSION LEAD
 		 		 	

Truck Coils

PART NO	DESCRIPTION	PART NO	DESCRIPTION
UNTA500	7 PIN LARGE ROUND LED SHORT/SHORT TAIL 4.6M	UNTA501	7 PIN LARGE ROUND LED SHORT/LONG TAIL 4.6M
 <p>Short Tail → Stretches to 4.6M</p>		 <p>Long Tail → Stretches to 4.6M</p>	

Universal Wiring Kits

PART NO	DESCRIPTION	PART NO	DESCRIPTION	PART NO	DESCRIPTION	PART NO	DESCRIPTION
UNTO20	7 PIN SMALL ROUND WIRING KIT COMPLETE CABLE 1.5M LONG	UNTO20FW	7 PIN SMALL ROUND WIRING KIT FLAT WIRE CABLE 1.5M LONG	UNTO21	6 PIN SMALL ROUND WIRING KIT COMPLETE CABLE 1.5M LONG	UNTO22	7 PIN FLAT WIRING KIT COMPLETE CABLE 1.5M LONG
							

PART NO	DESCRIPTION	PART NO	DESCRIPTION	PART NO	DESCRIPTION
UNTO20L	7 PIN SMALL ROUND LED 1.5M PRE-WIRED TRAILER SOCKET	UNTO22L	7 PIN FLAT FEMALE LED 1.5M PRE-WIRED TRAILER SOCKET	UNTO23L	7 PIN LARGE ROUND - FLAT BOOT TRAILER CABLE LED 1.5M PRE-WIRED TRAILER SOCKET
 <p>LED CHECK LIGHT</p>		 <p>LED CHECK LIGHT</p>		 <p>LED CHECK LIGHT</p>	


Electronic Controller Modules

PART NO	DESCRIPTION	PART NO	DESCRIPTION	PART NO	DESCRIPTION	PART NO	DESCRIPTION
UNTEC2W	SPLASHPROOF ECM SMALL BOX (SMART 7 RELAY) 7 PIN	UNTEC3	ECM BLACK BOX (SMART 7 RELAY) 12 PIN FLAT	UNTEC4	ECM BLACK BOX EURO WITH PDC CUT OFF, FOG, ETC	UN300	DUAL VOLTAGE ECM LARGE BOX (SMART 7 RELAY) 7 PIN
HIGHLY RECOMMENDED				LATEST ADDITION		FOR DUAL VOLTAGE BRAKE/TAIL	
							

Boot Trailer Socket Kits

PART NO	DESCRIPTION	PART NO	DESCRIPTION	PART NO	DESCRIPTION
UNTO30B	7 PIN SMALL ROUND BOOT SOCKET 1.5M FLAT CABLE	UNTO32B	7 PIN FLAT BOOT SOCKET 1.5M FLAT CABLE	UNTO37B	7 PIN LARGE ROUND BOOT SOCKET 1.5M FLAT CABLE
					

Wire Clips



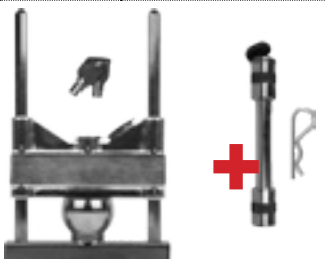
PART NO	DESCRIPTION
B009	WIRE CLIPS 2.5MM (12 PACK)
B010	WIRE CLIPS 2.5MM (100 PACK)
	


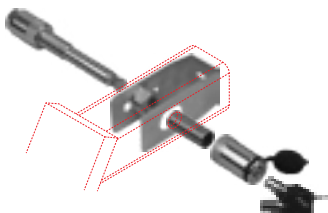


TOWING





Trailer Light Accessories

PART NO	DESCRIPTION	PART NO	DESCRIPTION	PART NO	DESCRIPTION
UNT014	TRAILER LIGHT TESTER KIT WITH EUROPEAN PLUG	UNT015	MAGNETIC TRAILER LIGHT TESTER KIT	UNT016	TRAILER LIGHT BOARD WITH 3 INTERCHANGEABLE PLUGS
				 1.5M LONG	



Security & Protection

PART NO	DESCRIPTION	PART NO	DESCRIPTION	PART NO	DESCRIPTION
UNT005T	TRAILER & TOW BAR LOCKS	 <p>Secures trailer when attached to vehicle</p> <p>Secures trailer when not attached to vehicle</p>		UNT005TK	UNT005T + UNT001
					

PART NO	DESCRIPTION	PART NO	DESCRIPTION	PART NO	DESCRIPTION	PART NO	DESCRIPTION
UNT001	LOCK UP PIN CLASS 4 TONGUE / ROUND	UNT001AR	ANTI-RATTLE DEVICE LOCK UP PIN	UNT001B	LOCK UP PIN CLASS 4 TONGUE / SQUARE	UNT005	TRAILER COUPLING LOCK
						 PADLOCK included	

PART NO	DESCRIPTION	BEFORE	AFTER	PART NO	DESCRIPTION	PART NO	DESCRIPTION
UNT062	TRAILER COUPLING GUARD	 <p>Protect your vehicle from minor dents and scrapes when hitching & un-hitching your trailer. COUPLING GUARD fits most 50mm couplings.</p>		UNT060	SHIN PROTECTOR	UNT063	SHIN & BALL PROTECTOR
 GREAT NEW RELEASE							

Trailer Accessories

PART NO	DESCRIPTION	PART NO	DESCRIPTION	PART NO	DESCRIPTION
UNTCM532	PINTLE COMBO HOOK	UNTCM200	POLY BLOCK WELD-ON COUPLING 2000kg	UNTCM220	POLY OFF ROAD COUPLING CAR BRACKET
		 4X4 360° ROTATION			

Trailer Accessories

PART NO	DESCRIPTION	PART NO	DESCRIPTION
UNTCM001	TRAILER GUIDE & LOCK KIT (INCLUDES WING ASSEMBLY & BASE PLATE)	UNTCM020	TRAILER GUIDE & LOCK KIT (HEAVY DUTY)
<p>Also locks trailer to car</p>		<p>Also locks trailer to car</p>	
<ul style="list-style-type: none"> • Can be fitted in minutes. • Remove wing when not in use. • Avoids damage to the back of your vehicle. • Saves time and effort on every hook-up. • Avoids arguments with your co-driver. • Self aligns your trailer directly over your tow ball. • Suits most tow bars. 			
		<p>Coupling aligns itself over towball</p>	

PART NO	DESCRIPTION	PART NO	DESCRIPTION	PART NO	DESCRIPTION	PART NO	DESCRIPTION
UNTCM002	TRAILER GUIDE BASE PLATE	UNTCM004	SPACER FOR H/R LOAD HITCHES	UNTCM010B	BLACK ALUMINIUM SUV STEP-TOW BALL-LOCK	UNTCM010C	CHROME ALUMINIUM SUV STEP-TOW BALL-LOCK
UNTCM003	TRAILER GUIDE WING ASSEMBLY						
SPARES <p>UNTCM002</p> <p>UNTCM003</p>							

PART NO	DESCRIPTION	PART NO	DESCRIPTION
UNTCM010R	NYLON RED SAFE-T-STEP BALL HINGE SET	UNTCM010R-P	NYLON RED SAFE-T-STEP PINTLE HINGE SET

PART NO	DESCRIPTION	PART NO	DESCRIPTION	PART NO	DESCRIPTION
UNTCM010R-S	NYLON RED SAFE-T-STEP JUST THE STEP	UNTCM010R-BH	BALL HINGE FOR SAFE-T-STEP	UNTCM010R-PH	PINTLE HINGE FOR SAFE-T-STEP
		SPARES 		SPARES 	

TOWING

High Quality European Manufactured Bike Carriers.



Latest Technology to ensure
you travel with safety & style!



Super Easy to use & a great
solution for bicycle enthusiasts!

Note: Due to number plate obstruction when bikes are fitted to the bike carrier, some states may require a duplicate number plate to be fitted to the rear of the bike carrier. Check with your relevant local authority before hitting the road.

Bike Racks - Clamp On

PART NO	DESCRIPTION
UBR02EH	Bike Carrier 2 Hang-On Pinch Type (Powder Coated)

2 BIKE

Secure padded grips

Straps included for extra safety

No Tools Required! Just clamp on & lock in place

Folds away for easy storage!

PART NO	DESCRIPTION
UBR03EHT	Bike Carrier 3 Hang-On Tilt Pinch Type (Powder Coated)

3 BIKE

Fold away design

Stylish design combined with superb functionality

Tilt action for easy access to boot with bikes loaded

Simple to use latches makes for quick installation

PART NO	DESCRIPTION
UBR04EHT	Bike Carrier 4 Hang-On Tilt Pinch Type (Powder Coated)

4 BIKE

Tilt action for easy access to boot with bikes loaded

Fold away design

PART NO	DESCRIPTION
UBR03EPT	Bike Carrier 3 Platform Tilt Pinch Type (Powder Coated) *Only fits European style towbars

3 BIKE

Includes tail lights & license plate panel for added safety

Universal & easy locking mechanism. Secure your bikes with a padlock.

Tilting mechanism for easy access to boot

PART NO	DESCRIPTION
UBR04EPT	Bike Carrier 4 Platform Tilt Pinch Type (Powder Coated)

4 BIKE

Includes tail lights & license plate panel for added safety

Universal & easy locking mechanism. Secure your bikes with a padlock.

Tilting mechanism for easy access to boot

What type of tow ball?

Our European Bike carriers suit these tow balls.

Euro style tow ball

UNT010

UNT010C*

*Bike Carrier may require UNT010C tow ball.

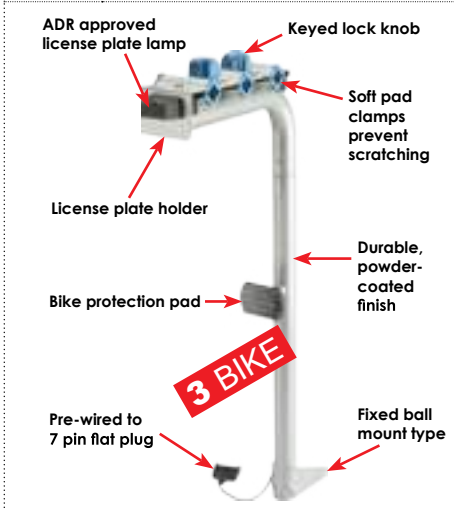
These European Bike Carriers are made to fit our range of European Tow Bars, as well our local tow bar range.

Note: Due to number plate obstruction when bikes are fitted to the bike carrier, some states may require a duplicate number plate to be fitted to the rear of the bike carrier. Check with your relevant local authority before hitting the road.

Bike Racks - Bolt On + Hitch Type

PART NO	DESCRIPTION
---------	-------------

UBR111 Classic, ball mount, fitted with licence lamp wired to flat plug, silver finish with blue pads & knobs



PART NO	DESCRIPTION
---------	-------------

UBR02BF Bike rack tough 2 bike rack fixed (Black)



PART NO	DESCRIPTION
---------	-------------

UBR03BF Bike rack tough 3 bike rack fixed (Black)



PART NO	DESCRIPTION
---------	-------------

UBR03BT Bike rack tough 3 bike rack tilt (Black)



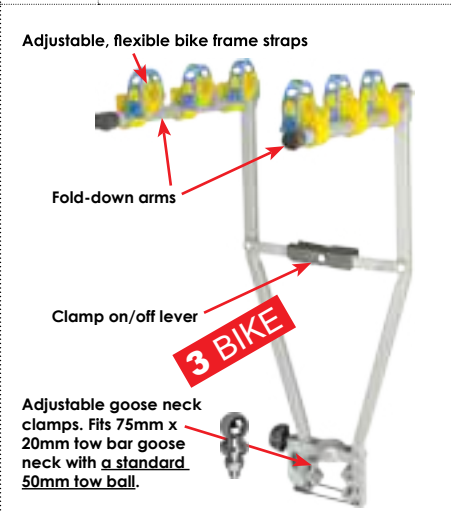
PART NO	DESCRIPTION
---------	-------------

UBR03BTC4 Bike rack tough 3 bike rack 50/50 tilt (Black)




PART NO	DESCRIPTION
---------	-------------

UBR112 Easy rack, goose neck clamp, includes 4mm spacer, silver finish with blue strap




PART NO	DESCRIPTION
---------	-------------

UBR03D Bike rack 3 bike (Gold)



PART NO	DESCRIPTION
---------	-------------

UBR04D Bike rack 4 bike (Gold)



Bike Racks - Bolt On + Hitch Type

PART NO	DESCRIPTION	PART NO	DESCRIPTION	PART NO	DESCRIPTION
UBR03HC4	Bike rack 3 bike hitch type 50/50 (Gold)	UBR04HC4	Bike rack 4 bike hitch type 50/50 (Gold)	UBR03HC3	Bike rack 3 bike hitch type 40/40 (Gold)

Bike Rack Accessories & Replacement Parts

PART NO	DESCRIPTION	PART NO	DESCRIPTION	PART NO	DESCRIPTION				
UBRS01	Med/Std adaptor bar	UBRS04	Bike rack light (includes plug)	UBRS07	Bike Wall mount bracket				
UBRS02	Mountain bike adaptor								
UBRS03	Junior/Kids adaptor bar								
PART NO	DESCRIPTION	PART NO	DESCRIPTION	PART NO	DESCRIPTION				
UBRS06	Bike rack support strap	UBRS08	Base plate for all bike rack deluxe bike carriers	UBRS14	Boomerang base plate for all bike rack deluxe				
SPARES	<p>Recommended on all 4 bike</p>	SPARES		EXTENSION					
				EXTENSION					
UBRS05	Bike rack tow bar extension with bolt								
PART NO	DESCRIPTION	PART NO	DESCRIPTION	PART NO	DESCRIPTION	PART NO	DESCRIPTION		
UBRS09	Top plate for bike rack 3 bike carrier	UBRS10	Top plate for bike rack 4 or 2 bike carrier	UBRS11	Top plate for bike rack 4 module	UBRS12	Protective liners for bike rack (Pair)	UBRS13	Bike rack hand wheels (Pair)
SPARES		SPARES		SPARES		SPARES		SPARES	<p>To fit M10 bolts only</p>

PART NO	DESCRIPTION
UBR113	NO TOW BAR REQUIRED Booty rack in black

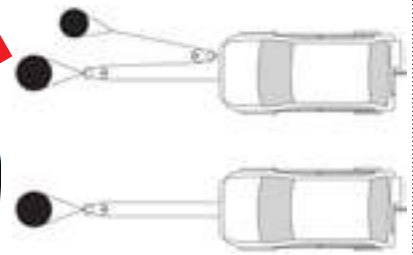
TOWING

Recovery Equipment*

PART NO	DESCRIPTION
URE001	HITCH RECEIVER BRACKET



PART NO	DESCRIPTION
URE002	SNATCH BLOCK



PART NO	DESCRIPTION	LOAD RATE
BSG020	BOW SHACKLE - 20mm GALVANISED	4750 kg



*Some products take 3 days to manufacture


Universal Multi-Fit Truck Hitch

PART NO	DESCRIPTION
UT001H*	UNIVERSAL MULTI-FIT TRUCK HITCH 4000kg

TRUCK 4000kg



Fit kit included

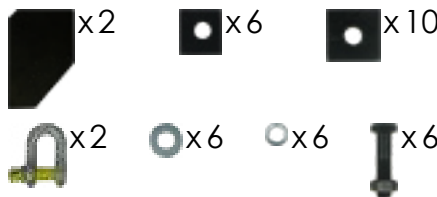


PART NO	DESCRIPTION
UT002H*	UNIVERSAL MULTI-FIT TRUCK HITCH 2800kg

TRUCK 2800kg



Fit kit included

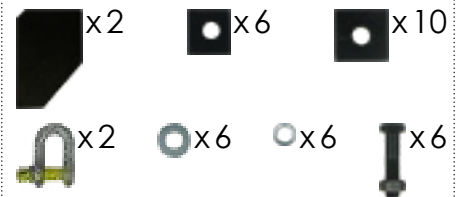


PART NO	DESCRIPTION
UT003H*	UNIVERSAL MULTI-FIT TIP TRUCK HITCH 2800kg

TIPPER TRUCK 2800kg



Fit kit included



DESCRIPTION	YEAR	TYPE	TOWBAR PART No.	T CAP (KG)	BW (KG)	LUG TYPE	LUG No.	REMOVE BUMPER	REVERSE CUT OUT	EXP/CON	FITMENT	DIR. FIT WIRE HARNESS PART No.	WIRING	REVERSE SENSOR	FOG CUT OFF	DEALER CODING	FITMENT NOTES *Refer to owners manual for towing capacity and additional requirement
-------------	------	------	-----------------	------------	---------	----------	---------	---------------	-----------------	---------	---------	--------------------------------	--------	----------------	-------------	---------------	-----------------------------------------------------------------------------------------

ALFA ROMEO

See terminology page for details / abbreviations

147																	
937	9/01 - 3/10	Hatchback	ALF700	1300	60	ER		Yes	No		4	UNTEC2W	0	NA	NA	NR	* (UNIVERSAL WIRING KIT)
156																	
931, 932	2/99 - 8/06	Sedan/Wagon	ALF705	1600	60	EF2		No	No		2	UNTEC2W	0	NA	NA	NR	* ECU REQD (UNIVERSAL WIRING KIT)
159																	
	6/06 - ON	Sedan	ALF702	1800	75	ER		Yes	Yes		4	UNT775					* ECU REQD
	3/06 - 11/11	Wagon	ALF702	1800	75	ER		Yes	Yes		4	UNT732	1	FF	Mo	NR	* ECU REQD
GIULIETTA																	
940	1/11 - ON	Hatchback	ALF707	1500	90	ER		Yes	Yes		3	UNT780	2				* ECU REQD (UNIVERSAL WIRING KIT)
MITO																	
955	7/09 - ON	Hatchback	ALF708	1300	75	EV	AL40A	Yes	Yes		3	UNTEC2W	0	NA	NA	NR	* ECU REQD (UNIVERSAL WIRING KIT)

AUDI

See terminology page for details / abbreviations

A3																	
8L1 NOT QUATTRO	5/97 - 6/04	Hatchback	AUD710	1600	75	ER		Yes	Yes		1	UNTEC2W	0	NA	NA	NR	* ECU REQD (UNIVERSAL WIRING KIT)
8P1 2.0, 2.0 TDI, 3.2 V6 3 DOOR	5/03 - 8/12	Hatchback	AUD700	1000	65	EF2			Yes			UNTEC2W	0	NA	NA	NR	* ECU REQD (UNIVERSAL WIRING KIT)
8P1 3 DOOR ONLY. NOT S3	5/03 - ON	Hatchback	VWK700	1800	75	ER		Yes	Yes		1	UNT735	2	VC	A	C	* ECU REQD
A3 Sportsback																	
8PA 2.0, 2.0 TDI, 3.2 V6 3 DOOR	9/04 - 5/13	Hatchback	AUD700	1000	65	EF2			Yes			UNTEC2W	0	NA	NA	NR	* ECU REQD (UNIVERSAL WIRING KIT)
8PA 5 DOOR ONLY. NOT S3	11/04 - 6/08	Hatchback	AUD711	1800	75	ER		Yes	Yes		2	UNT735	2	VC	A	C	* ECU REQD
8PA 3 DOOR ONLY. NOT S3	5/03 - ON	Hatchback	VWK700	1800	75	ER		Yes	Yes		1	UNT735	2	VC	A	C	* ECU REQD
8PA 3/5 DOOR SPORTSBACK S3	7/08 - ON	Hatchback	AUD712	1800	100	ER		Yes	Yes		2	UNT735	2	VC	A	C	* ECU REQD
A4																	
8D2, B5, 8D5, B5	8/95 - 6/01	Sedan/Wagon	AUD713	1800	75	ER		Yes	Yes		3	UNTEC2W	0	NA	NA	NR	* ECU REQD (UNIVERSAL WIRING KIT)
8D2, B5, 8D5, B5, 8E5, B6, 8K5, B8 NOT S4	8/95 - 6/01	Sedan/Wagon	AUD704	1800	75	EF2		Yes	Yes		3	UNTEC2W	0	NA	NA	NR	* ECU REQD (UNIVERSAL WIRING KIT)
8E2, B6, 8E5, B6 NOT S4	2/05 - 3/08	Sedan/Wagon	AUD714	2000	80	ER		Yes	Yes		1	UNT704	3		A		* ECU REQD
8E2, B6, 8E5, B6 NOT S4	7/01 - 1/05	Sedan/Wagon	AUD703	2000	80	EF2		Yes	Yes		1	UNT704	3		A		* ECU REQD
8EC, B7, 8ED, B7 NOT S4	2/05 - 3/08	Sedan/Wagon	AUD703	2000	80	EF2		Yes	Yes		1	UNTEC2W	0	NA	NA	NR	* ECU REQD (UNIVERSAL WIRING KIT)



TOWING

DESCRIPTION	YEAR	TYPE	TOWBAR PART No.	T CAP (KG)	BW (KG)	LUG TYPE	LUG No.	REMOVE BUMPER	BUMPER CUT OUT	EXP/CON	FITMENT	DIR. FIT WIRE HARNESS PART No.	WIRING	REVERSE SENSOR	FOG CUT OFF	DEALER CODING	FITMENT NOTES *Refer to owners manual for towing capacity and additional requirement
AUDI																	
See terminology page for details / abbreviations																	
A4																	
8EC, B7, 8ED, B7 NOT S4	2/05 - 3/08	Sedan/Wagon	AUD714	2000	80	ER		Yes	Yes		1	UNTEC2W	0	NA	NA	NR	* ECU REQD (UNIVERSAL WIRING KIT)
8K2, B8, 8K5, 8K5, B8	4/08 - ON	Sedan/Wagon	AUD715	2145	90	ER	A23A	Yes	Yes		1	UNT774	1	VC	VC	C	* ECU REQD
8K2, B8, 8K5, 8K5, B8 Vertical Detach	4/08 - ON	Sedan/Wagon	AUD715V	2145	90	EV	A23V	Yes	Yes		2	UNT774	1	VC	VC	C	* ECU REQD
A5																	
8T3	10/07 - ON	Coupe	AUD707	2145	90	EFB						UNT774	1	VC	VC	C	* ECU REQD
8T3, 8TA	4/08 - ON	Coupe/Hatchback	AUD715	2145	90	ER	A23A	Yes	Yes		1	UNT774	1	VC	VC	C	* ECU REQD
8T3, 8TA Vertical Detach	4/08 - ON	Coupe/Hatchback	AUD715V	2145	90	EV	A23V	Yes	Yes		2	UNT774	1	VC	VC	C	* ECU REQD
A6																	
4B, C5	11/97 - 10/04	Sedan	AUD716	2055	85	ER		Yes	Yes		3	UNTEC2W	0	NA	NA	NR	* ECU REQD (UNIVERSAL WIRING KIT)
4B, C5	5/00 - 05	Wagon	AUD717	2320	95	ER		Yes	Yes		2	UNTEC2W	0	NA	NA	NR	* ECU REQD (UNIVERSAL WIRING KIT)
4F5 INCLUDING QUATTRO. WILL NOT FIT RS6 MODEL	11/04 - 6/11	Wagon	AUD709	2100	85	ER		Yes	Yes		2	UNT709	1	VC	A	C	* ECU REQD
4F5 Vertical Detach. INCLUDING QUATTRO. WILL NOT FIT RS6 MODEL	11/04 - 6/11	Wagon	AUD709V	2100	85	EV	A21V	Yes	Yes		3	UNT709	1	VC	A	C	* ECU REQD
4G2,C7, 4G5, C7, 4G5,C7	7/11 - ON	Sedan/Wagon	AUD724V	2500	100	EV	A30V	Yes	Yes		1						* ECU REQD
A6 Allroad																	
4FH, 4FH,C6, 4GH	11/04 - 6/11	Wagon	AUD723	2427	90	ER	A28A	Yes	Yes		3	UNTEC2W	0	NA	NA	NR	* ECU REQD (UNIVERSAL WIRING KIT)
A7																	
4GA	7/11 - ON	Hatchback	AUD724V	2500	100	EV	A30V	Yes	Yes		1						* ECU REQD
A8																	
4D2, 4D8, 4E	5/95 - 12/02	Sedan	AUD718	2350	75	ER		Yes	No		1	UNTEC2W	0	NA	NA	NR	* ECU REQD (UNIVERSAL WIRING KIT)
4E	8/03 - 7/10	Sedan	AUD719	2430	95	ER		Yes	Yes		4	UNTEC2W	0	NA	NA	NR	* ECU REQD (UNIVERSAL WIRING KIT)
4H ALL MODELS	8/10 - ON	Sedan	AUD722V	2200	100	ER						UNTEC2W	0	NA	NA	NR	* ECU REQD (UNIVERSAL WIRING KIT)
Q3																	
	3/12 - ON	Wagon	AUD725V	2500	100	EV		Yes	Yes		3	UNT300	2	NA	NA	NA	* ECU REQD (UNIVERSAL WIRING KIT)



DESCRIPTION	YEAR	TYPE	TOWBAR PART No.	T CAP (KG)	BW (KG)	LUG TYPE	LUG No.	REMOVE BUMPER	BUMPER CUT OUT	EXP/CON	FITMENT	DIR. FIT WIRE HARNESS PART No.	WIRING	REVERSE SENSOR	FOG CUT OFF	DEALER CODING	FITMENT NOTES *Refer to owners manual for towing capacity and additional requirement
-------------	------	------	-----------------	------------	---------	----------	---------	---------------	----------------	---------	---------	--------------------------------	--------	----------------	-------------	---------------	-----------------------------------------------------------------------------------------

AUDI See terminology page for details / abbreviations

Q3																	
	3/12 - ON	Wagon	VWK707	2000	100	ER		Yes	Yes		2	UNT300	2	NA	NA	NA	* ECU REQD (UNIVERSAL WIRING KIT)
Q5																	
8R	3/09 - ON	Wagon	AUD720	2400	80	ER		Yes	Yes		2	UNT774	1	VC	VC	C	* ECU REQD
8R Vertical Detach.	3/09 - ON	Wagon	AUD720V	2400	80	EV	A26V	Yes	Yes		3	UNT774	1	VC	VC	C	*
Q7																	
4L	9/06 - ON	Wagon	AUD721	3500	140	EF2		Yes	Yes		1	UNT738	1	VC	A	C	* ECU REQD
4L	9/06 - ON	Wagon	N/A									UNT738	1	VC	A	C	* ECU REQD
4L Suits models without spare wheel on back.	9/06 - ON	Wagon	VWK500H	3500	350	S50	L4045	Yes	Yes		4	UNT738	1	VC	A	C	* ECU REQD

BMW See terminology page for details / abbreviations

1																	
E81, E87	10/04 - 9/11	Hatchback	BMW725	1965	80	ER		Yes	No		1	750010ZT					* EJ Harness. CAN-Bus Harness.
E81, E87, E82, E88 Not vehicles with dual exhaust out either side of bumper. Not M bumper.	5/05 - 1/12	Convertible/ Coupe/ Hatchback	BMW704	1965	80	ER		Yes	No		1	750010ZT					* EJ Harness. CAN-Bus Harness.
F21 3 DOOR MODEL. Includes High Speed CAN-Bus	2014 - ON	Hatchback	N/A									750011ZT					* EJ Harness. Wiring Harness Only. High Speed CAN-Bus Version.
F21 3 DOOR MODEL. Includes Low Speed CAN-Bus	10/2011 - 2014	Hatchback	N/A									750018ZT					* EJ Harness. Wiring Harness Only. Low Speed CAN-Bus Version.
F20 DOES NOT FIT 3 DOOR. Includes High Speed CAN-Bus.	2014 - ON	Hatchback	BMW728V	1400	75	EV		Yes	No		2	750011ZT					* EJ Harness. Low Speed CAN-Bus Version.
2																	
F45	11/14 - ON	Wagon	BMW729V	1600	100	EV						UNT300	2	NA	NA	NA	* ECU REQD (UNIVERSAL WIRING KIT)
F22 Includes High Speed CAN-Bus	2014 - ON	Coupe	N/A									750011ZT					* EJ Harness. Wiring Harness Only. High Speed CAN-Bus Version.
3																	
E30	5/83 - 3/91	Sedan/ Wagon	BMW713	1400	75	EF2		Yes	No		1	UNTEC2W	0	NA	NA	NR	* ECU REQD (UNIVERSAL WIRING KIT)
E36 WILL NOT FIT ti (HATCH) MODELS	4/91 - 7/98	Coupe/ Sedan/ Wagon	BMW705	1800	75	EF2		Yes	Yes		2	UNTEC2W	0	NA	NA	NR	* ECU REQD. Not for motorsport conversion (UNIVERSAL WIRING KIT)
E36	3/95 - 9/01	Hatchback	BMW724	1600	75	EF2	B22	Yes	Yes		3	UNTEC2W	0	NA	NA	NR	* ECU REQD (UNIVERSAL WIRING KIT)
E46	8/98 - 4/05	Convertible/ Coupe/ Sedan	BMW702	1800	75	EFB		Yes	Yes		1	UNTEC2W	0	NA	NA	NR	* ECU REQD (UNIVERSAL WIRING KIT)



TOWING

DESCRIPTION	YEAR	TYPE	TOWBAR PART No.	T CAP (KG)	BW (KG)	LUG TYPE	LUG No.	REMOVE BUMPER	BUMPER CUT OUT	EXP/CON	FITMENT	DIR. FIT WIRE HARNESS PART No.	WIRING	REVERSE SENSOR	FOG CUT OFF	DEALER CODING	FITMENT NOTES *Refer to owners manual for towing capacity and additional requirement
-------------	------	------	-----------------	------------	---------	----------	---------	---------------	----------------	---------	---------	--------------------------------	--------	----------------	-------------	---------------	-----------------------------------------------------------------------------------------

BMW

See terminology page for details / abbreviations

3

E46	8/98 - 4/05	Convertible/ Coupe/ Hatchback/ Sedan/ Wagon	BMW722	1800	75	ER		Yes	Yes		2	UNTEC2W	0	NA	NA	NR	* ECU REQD (UNIVERSAL WIRING KIT)
E46 NOT M3	8/98 - 4/05	Convertible/ Coupe/ Hatchback/ Sedan/ Wagon	BMW703	1800	75	EF2		Yes	Yes		2	UNTEC2W	0	NA	NA	NR	* ECU REQD (UNIVERSAL WIRING KIT)
E90, E91	10/04 - 9/11	Sedan/ Wagon	BMW725	1965	80	ER		Yes	No		1	750010ZT					* EJ Harness. CAN-Bus Harness.
E90, E91 Not vehicles with dual exhaust out either side of bumper. Not M bumper.	5/05 - 1/12	Sedan/ Wagon	BMW704	1965	80	ER		Yes	No		1	750010ZT					* EJ Harness. CAN-Bus Harness.
E92, E93	3/07 - On	Convertible/ Coupe	BMW730V									750010ZT					* EJ Harness. Fits M3 models. Not suited for convertibles with twin exhaust. CAN-Bus Harness.
F30,F35,F80, F31	12/2012 - 2014	Sedan/ Wagon	BMW732V	1950	80	EV		Yes	Yes		3	750018ZT					* EJ Harness. Low Speed CAN-Bus Version.
F30,F35,F80, F31	2/12 - 2014	Sedan/ Wagon	BMW727V	1800	75	EV	B20V	Yes	No		3	750018ZT					* EJ Harness. Low Speed CAN-Bus Version.
F30,F35,F80, F31	2/12 - ON	Sedan/ Wagon	BMW727V	1800	75	EV	B20V	Yes	No		3	22020524J	2	A	NA		* EJ Harness. CAN-Bus Harness.
F30,F35,F80, F31	2/12 - On	Sedan/ Wagon	BMW732V	1950	80	EV		Yes	Yes		3	22020524J	2	A	NA		* EJ Harness. CAN-Bus Harness.
F30,F35,F80, F31	2014 - ON	Sedan/ Wagon	BMW727V	1800	75	EV	B20V	Yes	No		3	750011ZT					* EJ Harness. High Speed CAN-Bus Version.
F30,F35,F80, F31	2014 - ON	Sedan/ Wagon	BMW732V	1950	80	EV		Yes	Yes		3	750011ZT					* EJ Harness. High Speed CAN-Bus Version.
F34 ALSO FITS GT. Includes High Speed CAN-Bus.	2014 - ON	Coupe	BMW731V	1950	80	EV		Yes	No		3	750011ZT					* EJ Harness. High Speed CAN-Bus Version.
F34 ALSO FITS GT. Includes Low Speed CAN-Bus.	9/13 - 2014	Coupe	BMW731V	1950	80	EV		Yes	No		3	750018ZT					* EJ Harness. Low Speed CAN-Bus Version.

4

F32	10/13 - On	Coupe	BMW732V	1950	80	EV		Yes	Yes		3	22020524J	2	A	NA		* EJ Harness. CAN-Bus Harness.
F32	12/2012 - 2014	Coupe	BMW732V	1950	80	EV		Yes	Yes		3	750018ZT					* EJ Harness. Low Speed CAN-Bus Version.
F32	2014 - ON	Coupe	BMW732V	1950	80	EV		Yes	Yes		3	750011ZT					* EJ Harness. High Speed CAN-Bus Version.
F33, F33,F83 Includes High Speed CAN-Bus	2014 - ON	Convertible	N/A									750011ZT					* EJ Harness. Wiring Harness Only. High Speed CAN-Bus Version.



DESCRIPTION	YEAR	TYPE	TOWBAR PART No.	T CAP (KG)	BW (KG)	LUG TYPE	LUG No.	REMOVE BUMPER	BUMPER CUT OUT	EXP/CON	FITMENT	DIR. FIT WIRE HARNESS PART No.	WIRING	REVERSE SENSOR	FOG CUT OFF	DEALER CODING	FITMENT NOTES *Refer to owners manual for towing capacity and additional requirement
-------------	------	------	-----------------	------------	---------	----------	---------	---------------	----------------	---------	---------	--------------------------------	--------	----------------	-------------	---------------	-----------------------------------------------------------------------------------------

BMW

See terminology page for details / abbreviations

4

F36	Includes High Speed CAN-Bus	2014 - ON	Coupe	N/A								750011ZT					* EJ Harness. Wiring Harness Only. High Speed CAN-Bus Version.
-----	-----------------------------	-----------	-------	-----	--	--	--	--	--	--	--	----------	--	--	--	--	----------------------------------------------------------------

5

E34		9/88 - 3/96	Sedan/Wagon	BMW714	1800	75	EF2		Yes	Yes	2	UNT022	1	NA	NA	NA	* NO ECU REQD (UNIVERSAL WIRING KIT)
E34		9/88 - 3/96	Sedan/Wagon	BMW715	1800	75	ER		Yes	Yes	2	UNT022	1	NA	NA	NA	* NO ECU REQD (UNIVERSAL WIRING KIT)
E39	NOT M5	4/96 - 9/03	Sedan/Wagon	BMW716	2100	90	ER		Yes	Yes	4	UNTEC2W	0	NA	NA	NR	* ECU REQD (UNIVERSAL WIRING KIT)
E39	NOT M5 or M bumpers	4/96 - 9/03	Wagon	BMW708	2200	90	EF2		Yes	Yes	3	UNTEC2W	0	NA	NA	NR	* ECU REQD (UNIVERSAL WIRING KIT)
E60, E61	NOT M5.	10/03 - 5/10	Sedan/Wagon	BMW706	2000	90	ER		Yes	Yes	2	750010ZT					* EJ Harness. CAN-Bus Harness.
E60, E61	Vertical Detach. NOT M5.	10/03 - 5/10	Sedan/Wagon	BMW706V	2000	90	EV	B12V	Yes	Yes	3	750010ZT					* EJ Harness. CAN-Bus Harness.
F10, F11	Includes High Speed CAN-Bus	2014 - ON	Sedan/Wagon	BMW726V	2200	100	EV	B18V	Yes	No	3	750011ZT					* EJ Harness. High Speed CAN-Bus Version.
F10, F11	Includes Low Speed CAN-Bus	6/10 - 2014	Sedan/Wagon	BMW726V	2200	100	EV	B18V	Yes	No	3	750018ZT					* EJ Harness. Low Speed CAN-Bus Version.
F07	Includes High Speed CAN-Bus	2014 - ON	Hatchback	BMW733V	2200	100	EV		Yes	Yes	2	750011ZT					* EJ Harness. High Speed CAN-Bus Version.
F07	Includes Low Speed CAN-Bus	4/10 - 2014	Hatchback	BMW733V	2200	100	EV		Yes	Yes	2	750018ZT					* EJ Harness. Low Speed CAN-Bus Version.

7

E32		3/87 - 10/94	Sedan	BMW718	1600	50	ER		Yes	Yes	2	UNTEC2W	0	NA	NA	NR	* ECU REQD (UNIVERSAL WIRING KIT)
E38		11/94 - 12/01	Sedan	BMW717	2200	90	EF2		Yes	Yes	4	UNTEC2W	0	NA	NA	NR	* ECU REQD (UNIVERSAL WIRING KIT)
E65, E66		1/02 - 3/09	Sedan	BMW723	2300	100	ER		Yes	Yes	3	750010ZT					* EJ Harness. CAN-Bus Harness.
F01, F02, F03, F04	Includes High Speed CAN-Bus	2014 - ON	Sedan	BMW734V	2200	100	EV		Yes	Yes	2	750011ZT					* EJ Harness. High Speed CAN-Bus Version.
F01, F02, F03, F04	Includes Low Speed CAN-Bus	4/09 - 2014	Sedan	BMW734V	2200	100	EV		Yes	Yes	2	750018ZT					* EJ Harness. Low Speed CAN-Bus Version.

X1

E84		4/2010 - ON	Wagon	BMW719	2000	85	ER	B15A	Yes	Yes	3						* ECU REQD
E84	Vertical Detach	4/2010 - ON	Wagon	BMW719V	2000	85	EV	B15V	Yes	Yes	3						* ECU REQD

X3

E83	INCL. LCI	7/04 - 2/11	Wagon	BMW709	2000	80	ER		Yes	Yes	1	UNT744	2	A	A	NR	* ECU REQD
F25	Includes High Speed CAN-Bus	2014 - ON	Wagon	BMW720	2400	100	ER		YES	NO		750011ZT					* EJ Harness. High Speed CAN-Bus Version.

TOWING

DESCRIPTION	YEAR	TYPE	TOWBAR PART No.	T CAP (KG)	BW (KG)	LUG TYPE	LUG No.	REMOVE BUMPER	BUMPER CUT OUT	EXP/CON	FITMENT	DIR. FIT WIRE HARNESS PART No.	WIRING	REVERSE SENSOR	FOG CUT OFF	DEALER CODING	FITMENT NOTES *Refer to owners manual for towing capacity and additional requirement
-------------	------	------	-----------------	------------	---------	----------	---------	---------------	----------------	---------	---------	--------------------------------	--------	----------------	-------------	---------------	-----------------------------------------------------------------------------------------

BMW See terminology page for details / abbreviations

X3																	
F25	Includes Low Speed CAN-Bus	03/11 - 2014	Wagon	BMW720	2400	100	ER		YES	NO		750018ZT					* EJ Harness. Low Speed CAN-Bus Version.
F25	INCLUDING M STYLE BUMPER. Includes High Speed CAN-Bus	2014 - ON	Wagon	BMW720V	2500	100	EV		Yes	Yes	2	750011ZT					* EJ Harness. High Speed CAN-Bus Version.
F25	INCLUDING M STYLE BUMPER. Includes Low Speed CAN-Bus	3/11 - 2014	Wagon	BMW720V	2500	100	EV		Yes	Yes	2	750018ZT					* EJ Harness. Low Speed CAN-Bus Version.

X4																	
F26	Includes High Speed CAN-Bus	2014 - ON	Wagon	N/A								750011ZT					* EJ Harness. Wiring Harness Only. High Speed CAN-Bus Version.

X5																	
E53	3.0I, 3.0D, 4.4I. WILL NOT FIT M SPORT BUMPER	11/00 - 3/07	Wagon	BMW710	3500	150	EF2		Yes	Yes	2	UNT740	1	A	A	NR	* ECU REQD
E70	WILL NOT FIT M SPORT BUMPER.	4/07 - 12/10	Wagon	BMW500H	3500	270	S50	L4045	Yes	Yes	1	22020518J	2	A	NA		* EJ Harness. CAN-Bus Harness.
E70	WILL NOT FIT M SPORT BUMPER.	4/07 - ON	Wagon	BMW721	3500	150	ER		Yes	Yes	2	22020518J	2	A	NA		* EJ Harness. CAN-Bus Harness.
F15		10/13 - On	Wagon	N/A								18020525J	2	A	NA		* EJ Harness. CAN-Bus Harness Only.
F15		10/13 - On	Wagon	N/A								750009ZT	1	A	A		* EJ Harness. CAN-Bus Harness Only.

X6																	
E71, E72		3/09 - On	Wagon	N/A								22020518J	2	A	NA		* EJ Harness. CAN-Bus Harness Only.
F16		1/15 - On	Coupe	N/A								750009ZT	1	A	A		* EJ Harness. CAN-Bus Harness Only.

CHRYSLER See terminology page for details / abbreviations

VALIANT																	
CL, CM, VJ, VK		4/73 - 1/82	Ute	CHR021	1200	90	FF2	CR021	No	No	4						*

CITROEN See terminology page for details / abbreviations

BERLINGO																	
M		97 - 1/08	Van	CIT705	1100	70	EF2		No	No	2	UNT773	1	NA	Mo	NR	* ECU REQD
5 DOOR. SWB		2/08 - ON	Van	CIT704	1600	70	EF2		No	No	1	UNT781	2				* Vehicle length 4380mm. ECU REQD
6 DOOR LWB		2/08 - ON	MPV/ Van	CIT706	1600	70	EF2		No	No	1	UNT781	2				* Vehicle length 4680mm. ECU REQD

C3																	
FC		12/02 - 10/10	Hatchback	CIT700	1176	50	EF2		Yes	No	2	UNT781	2				* ECU REQD



DESCRIPTION	YEAR	TYPE	TOWBAR PART No.	T CAP (KG)	BW (KG)	LUG TYPE	LUG No.	REMOVE BUMPER	BUMPER CUT OUT	EXP/CON	FITMENT	DIR. FIT WIRE HARNESS PART No.	WIRING	REVERSE SENSOR	FOG CUT OFF	DEALER CODING	FITMENT NOTES *Refer to owners manual for towing capacity and additional requirement
-------------	------	------	-----------------	------------	---------	----------	---------	---------------	----------------	---------	---------	--------------------------------	--------	----------------	-------------	---------------	-----------------------------------------------------------------------------------------

CITROEN

See terminology page for details / abbreviations

C3																	
	11/10 - ON	Hatchback	CIT714	1250	54	ER		No	No		2	UNT781	2				* ECU REQD

C4																	
B7, LA, LC	12/01 - 6/08	Coupe/ Hatchback	CIT702	2000	75	ER		Yes	Yes		3	UNT781	2				* ECU REQD

C4 AIRCROSS																	
	7/12 - On	Wagon	CIT722	1400	70	ER	Z43A	Yes	Yes		3						*

C4 Cactus																	
	1/16 - On	Hatchback	CIT719	780	55	ER	P39A	Yes	No		3	UNTEC2W	0	NA	NA	NR	* (UNIVERSAL WIRING KIT)

C4 Grand Picasso																	
UA NOT VTR	5/07 - 4/14	MPV	CIT701	1800	75	EF2					0	UNT781	2				* ECU REQD
UA NOT VTR	5/07 - 4/14	MPV	CIT712	1800	75	ER		Yes	No		1	UNT781	2				* ECU REQD
	5/14 - ON	MPV	CIT717	1750	70	ER	P38A	Yes	Yes		3	UNTEC2W	0	NA	NA	NR	* ECU REQD (UNIVERSAL WIRING KIT)

C4 Picasso																	
UD NOT VTR	5/07 - 4/14	MPV	CIT701	1800	75	EF2					0	UNT781	2				* ECU REQD
UD NOT VTR	5/07 - 4/14	MPV	CIT712	1800	75	ER		Yes	No		1	UNT781	2				* ECU REQD
	5/14 - ON	MPV	CIT717	1750	70	ER	P38A	Yes	Yes		3	UNTEC2W	0	NA	NA	NR	* ECU REQD (UNIVERSAL WIRING KIT)

C5																	
DC	6/01 - 2/05	Hatchback	CIT715	1600	50	ER		Yes	Yes		2	UNTEC2W	0	NA	NA	NR	* ECU REQD (UNIVERSAL WIRING KIT)
RC	3/05 - 8/08	Hatchback	CIT716	1600	75	ER		Yes	Yes		4	UNT781	2				* ECU REQD
RE	3/05 - 8/08	Wagon	CIT713	1600	85	EF2		Yes	Yes		3	UNT781	2				* ECU REQD
RD	9/08 - ON	Sedan	CIT707	2100	80	ER		Yes	No		2	UNT781	2				* ECU REQD

DS3																	
	11/09 - On	Hatchback	CIT721	1225	80	ER	P41A	No	Yes		2						*

DS4																	
	2/12 - On	Hatchback	CIT720	1800	75	ER	P40A	No	Yes		3						*

XSARA																	
N1	8/98 - 4/05	Hatchback	CIT718	1300	70	EF2	P10	No	No		2	UNT022	1	NA	NA	NA	* (UNIVERSAL WIRING KIT)

DAEWOO

See terminology page for details / abbreviations

CIELO																	
KLETN	2/95 - 8/97	Hatchback	DAE001	860	70		DA001	Yes	No		2	UNT022	1	NA	NA	NA	* NO ECU REQD (UNIVERSAL WIRING KIT)

TOWING

DESCRIPTION	YEAR	TYPE	TOWBAR PART No.	T CAP (KG)	BW (KG)	LUG TYPE	LUG No.	REMOVE BUMPER	BUMPER CUT OUT	EXP/CON	FITMENT	HARNESS PART No.	DIR. FIT WIRE	WIRING	REVERSE SENSOR	FOG CUT OFF	DEALER CODING	FITMENT NOTES *Refer to owners manual for towing capacity and additional requirement	
DAEWOO																			See terminology page for details / abbreviations
LACETTI																			
J200	8/03 - 12/04	Sedan	HOL048	1200	90		HD048	No	No		2	UNT022	1	NA	NA	NA		* NO ECU REQD. Lug fits slightly longer on sedan- this bar fits wagon only (UNIVERSAL WIRING KIT)	
NUBIRA																			
KLAJ	7/97 - 12/04	Sedan	DAE005	1000	80		DA005	No	No		2	UNT022	1	NA	NA	NA		* NO ECU REQD (UNIVERSAL WIRING KIT)	
KLAJ	7/97 - 12/04	Wagon	DAE006	1000	80		DA006	No	No		2	UNT022	1	NA	NA	NA		* NO ECU REQD (UNIVERSAL WIRING KIT)	
DAIHATSU																			See terminology page for details / abbreviations
FEROZA Hard Top																			
F300	1983 - 5/00	Wagon	CHR030S	1000	90		N/A	No	No		0							* NO ECU REQD. L shaped towbar with fixed lug	
FEROZA Soft Top																			
F300	1983 - 5/00	Open Off-Road Vehicle	CHR030S	1000	90		N/A	No	No		0							* NO ECU REQD. L shaped towbar with fixed lug	
ROCKY Hard Top																			
F7, F8	1983 - 5/00	Wagon	CHR030S	1000	90		N/A	No	No		0							* NO ECU REQD. L shaped towbar with fixed lug	
ROCKY Soft Top																			
F7, F8	1983 - 5/00	Open Off-Road Vehicle	CHR030S	1000	90		N/A	No	No		0							* NO ECU REQD. L shaped towbar with fixed lug	
DODGE																			See terminology page for details / abbreviations
JOURNEY																			
	9/08 - ON	MPV	DOD001H	1600	80	S50	HD132H	No	Yes		2	UNT022	1	NA	NA	NA		* NO ECU REQD (UNIVERSAL WIRING KIT)	
FIAT																			See terminology page for details / abbreviations
500																			
	2/08 - ON	Hatchback	FIA705	800	40	ER		Yes	No		2	UNT782	2					* ECU REQD	
500 C																			
	2/08 - ON	Convertible	FIA705	800	40	ER		Yes	No		2	UNT782	2					* ECU REQD	
500X																			
	8/15 - On	Hatchback	FIA712	1500	100	ER	R56A	Yes	Yes		2							*	



DESCRIPTION	YEAR	TYPE	TOWBAR PART No.	T CAP (KG)	BW (KG)	LUG TYPE	LUG No.	REMOVE BUMPER	BUMPER CUT OUT	EXP/CON	FITMENT	DIR. FIT WIRE HARNESS PART No.	WIRING	REVERSE SENSOR	FOG CUT OFF	DEALER CODING	FITMENT NOTES *Refer to owners manual for towing capacity and additional requirement
-------------	------	------	-----------------	------------	---------	----------	---------	---------------	----------------	---------	---------	--------------------------------	--------	----------------	-------------	---------------	-----------------------------------------------------------------------------------------

FIAT See terminology page for details / abbreviations

DOBLO																	
263	12/14 - On	Van	FIA711	1500	100	ER	R48A	Yes	No		3						* Suits SWB & Maxi LWB models.
DUCATO																	
230L, 244	99 - 1/07	Van	FIA707	2000	100	EFB		No	No		1	UNT022	1	NA	NA	NA	* NO ECU REQD (UNIVERSAL WIRING KIT)
250 EXTRA L/W/B	2/07 - 6/11	Cab Chassis	FIA703	3100	120	EFB		No	No		1	UNT737	2	NA	Mo	NR	* ECU REQD. WILL NOT FIT A MOTORHOME
250 EXTRA L/W/B	2/07 - ON	Van	FIA702	3100	124	EF2		Yes	No		2	UNT736	2	NA	Mo	NR	* ECU REQD
250 SWB/MWB/LWB	2/07 - 6/11	Cab Chassis	FIA706	3100	120	EFB		No	No		1	UNT737	2	NA	Mo	NR	* ECU REQD
250 SWB/MWB/LWB	2/07 - ON	Van	FIA704	2500	120	EF2		Yes	No		2	UNT736	2	NA	Mo	NR	* ECU REQD
250 NOT SUPER LWB	2/12 - 10/14	Van	FIA704	2500	120	EF2		Yes	No		2	UNT795	1			NR	* ECU REQD
250 SUPER LWB ONLY	2/12 - 10/14	Van	FIA702	3100	124	EF2		Yes	No		2	UNT795	1			NR	* ECU REQD

PANDA																	
312	10/13 - ON	Hatchback	FIA709	1000	70	ER	R 51A	Yes	No		3	UNT022	1	NA	NA	NA	* NO ECU REQD. (UNIVERSAL WIRING KIT)

PUNTO																	
199	7/06 - ON	Hatchback	FIA708	1300	75	ER	R38A	Yes	Yes		3	UNTEC2W	0	NA	NA	NR	* ECU REQD (UNIVERSAL WIRING KIT)

SCUDO																	
270	4/08 - ON	Van	FIA701	2000	80	EF2		Yes	Yes		2	UNT772	1	VC	NA	C	* ECU REQD

FORD See terminology page for details / abbreviations

CORSAIR																	
UA	11/89 - 4/93	Hatchback/ Sedan	DAT075	900	80		DT075	No	No		2	UNT022	1	NA	NA	NA	* NO ECU REQD (UNIVERSAL WIRING KIT)

CORTINA																	
TC, TD	10/72 - 5/77	Sedan	FOR043A	900	70		FD045	Yes	No		2	UNT022	1	NA	NA	NA	* NO ECU REQD (UNIVERSAL WIRING KIT)
TE, TF	1/76 - 8/82	Sedan	FOR043	900	70		FD045	Yes	No		2	UNT022	1	NA	NA	NA	* NO ECU REQD (UNIVERSAL WIRING KIT)
TE, TF	6/77 - 8/82	Wagon	N/A									UNT022	1	NA	NA	NA	* NO ECU REQD (UNIVERSAL WIRING KIT)

COURIER																		
PC, PD, PE, PG, PH BUMPER	2WD NO	6/85 - 11/06	Cab Chassis/ Ute	MAZ0412NB	1000	80	FF2	MZ041	No	No		1	UNT255		NA	NA	NR	* NO ECU REQD.
PC, PD, PE, PG, PH BUMPER LPG ONLY	2WD NO	6/85 - 8/06	Cab Chassis/ Ute	MAZ041G	1000	80	FF2	MZ041G	No	No		1	UNT255		NA	NA	NR	* NO ECU REQD.



TOWING

DESCRIPTION	YEAR	TYPE	TOWBAR PART No.	T CAP (KG)	BW (KG)	LUG TYPE	LUG No.	REMOVE BUMPER	BUMPER CUT OUT	EXP/CON	FITMENT	DIR. FIT WIRE HARNESS PART No.	WIRING	REVERSE SENSOR	FOG CUT OFF	DEALER CODING	FITMENT NOTES *Refer to owners manual for towing capacity and additional requirement
FORD																	
See terminology page for details / abbreviations																	
COURIER																	
PC, PD 2WD & 4WD WITH BUMPER/STEP	6/85 - 2/99	Ute	MAZ002H	1800	120	S50	MT001	No	No		4	UNT255		NA	NA	NR	* NO ECU REQD. Towing capacity varies between models, refer owners manual.
PC, PD, PE, PG, PH 2WD & 4WD NO BUMPER	6/85 - 8/06	Cab Chassis/ Ute	MAZ001H	3000	300	S50	MT001	No	No		1	UNT255		NA	NA	NR	* NO ECU REQD. Towing capacity varies between models, refer owners manual.
PC, PD, PE, PG, PH 2WD & 4WD WITH BUMPER/STEP	6/85 - 11/06	Ute	MAZ046	1000	80	FF2	MZ046	Yes	No		2	UNT255		NA	NA	NR	* NO ECU REQD. Towing capacity varies between models, refer owners manual. Suits bumper/step model.
PC, PD, PE, PG, PH 4WD NO BUMPER	6/85 - 08/11	Ute	MAZ0414NB	1000	80	FF2	MZ0414	No	No		1	UNT264		NA	NA	NR	* NO ECU REQD.
PC, PD, PE, PG, PH 4WD NO BUMPER	6/85 - 8/06	Ute	MAZ0414NB	1000	80	FF2	MZ0414	No	No		1	UNT255		NA	NA	NR	* NO ECU REQD.
PE, PG, PH 2WD & 4WD WITH BUMPER/STEP	2/99 - 8/06	Ute	MAZ003H	3000	300	S50	MT001	No	No		2	UNT255		NA	NA	NR	* NO ECU REQD. Towing capacity varies between models.
ECONOVAN																	
JG SHORT WHEEL BASE.	84 - 8/99	Van	MAZ043	1000	80	FF2	MZ043	No	No		2	UNT022	1	NA	NA	NA	* NO ECU REQD. No step. SWB features 3 internal roof braces (UNIVERSAL WIRING KIT)
JG, JH DUAL REAR WHEELS	84 - 5/03	Van	MAZ039A	1000	80	FF2	MZ039	Yes	No		2	UNT022	1	NA	NA	NA	* NO ECU REQD. Bumper incorporates step (UNIVERSAL WIRING KIT)
JG, JH SINGLE REAR WHEELS	84 - 5/03	Van	MAZ039	1000	80	FF2	MZ039	Yes	No		2	UNT022	1	NA	NA	NA	* NO ECU REQD. Bumper incorporates step (UNIVERSAL WIRING KIT)
JG	4/85 - 12/05	Cab Chassis	MAZ038	1000	80	FF2	MZ027	No	No		2	UNT022	1	NA	NA	NA	* NO ECU REQD (UNIVERSAL WIRING KIT)
JG, JH SHORT WHEEL BASE.	9/99 - 5/03	Van	MAZ057	1000	80	FF2	MZ057	No	No		2	UNT022	1	NA	NA	NA	* NO ECU REQD. Features 3 internal roof braces (UNIVERSAL WIRING KIT)
ESCAPE																	
BA, ZA, ZB, ZC, ZD	3/01 - ON	Wagon	MAZ004H	1600	160	S50	HD132H	Yes	Yes		3	UNT239		NA	NA	NR	* NO ECU REQD
BA, ZA, ZB, ZC, ZD	3/01 - ON	Wagon	MAZ056	1600	100	FF2	MZ056	Yes	Yes		2	UNT239		NA	NA	NR	* NO ECU REQD
EXPLORER																	
U	9/96 - 10/01	Wagon	FOR008H	2500	150	S50	MT001	No	No		3	UNT022	1	NA	NA	NA	* NO ECU REQD (UNIVERSAL WIRING KIT)
F150																	
	81 - 89	Ute	FOR004H	2500	200		FD004	No	No		3	UNT022	1	NA	NA	NA	* NO ECU REQD. F100 & F150 (UNIVERSAL WIRING KIT)
FAIRLANE																	
ZJ	5/79 - 3/82	Sedan	FOR048	1250	90		FD048	No	No		2	UNT022	1	NA	NA	NA	* NO ECU REQD (UNIVERSAL WIRING KIT)



DESCRIPTION	YEAR	TYPE	TOWBAR PART No.	T CAP (KG)	BW (KG)	LUG TYPE	LUG No.	REMOVE BUMPER	BUMPER CUT OUT	EXP/CON	FITMENT	DIR. FIT WIRE HARNESS PART No.	WIRING	REVERSE SENSOR	FOG CUT OFF	DEALER CODING	FITMENT NOTES *Refer to owners manual for towing capacity and additional requirement
-------------	------	------	-----------------	------------	---------	----------	---------	---------------	----------------	---------	---------	--------------------------------	--------	----------------	-------------	---------------	-----------------------------------------------------------------------------------------

FORD See terminology page for details / abbreviations

FAIRLANE																	
ZK, ZL	3/82 - 5/88	Sedan	FOR051F					No	No			UNT022	1	NA	NA	NA	* NO ECU REQD. NO LPG (UNIVERSAL WIRING KIT)
NA, NC	6/88 - 12/94	Sedan	FOR058	1250	90		FD058	Yes	No		3	UNT022	1	NA	NA	NA	* NO ECU REQD (UNIVERSAL WIRING KIT)
NF, NL	3/95 - 2/99	Sedan	FOR059	1600	160		FD059	Yes	No		2	UNT203		NA	NA	NR	* NO ECU REQD. Fits through bumper cut out. Will fit Falcon XR6 & XR8 if it has bumper cut out. Otherwise bumper cut required
AU	3/99 - 6/03	Sedan	FOR062F	1600	160		HD019	Yes	No		2	UNT203		NA	NA	NR	* NO ECU REQD
BA WILL FIT LPG	10/02 - 5/08	Sedan	FOR067	1600	160		FD067	Yes	Yes		1	UNT201RS		A	NA	NR	* NO ECU REQD. For vehicles with Reverse Sensors
BA, BF	10/02 - 5/08	Sedan	FOR067	1600	160		FD067	Yes	Yes		1	UNT201	0	NA	NA	NR	* NO ECU REQD. WITH OR WITHOUT LPG
BA, BF	7/03 - 12/07	Sedan	FOR013FH	2300	230		FD013	Yes	No		2	UNT201	0	NA	NA	NR	* NO ECU REQD
BF	7/03 - 12/07	Sedan	FOR013FH	2300	230		FD013	Yes	No		2	UNT265RS		A	NA	NR	* NO ECU REQD. For vehicles with Reverse Sensors
BF WILL FIT LPG	10/05 - 12/07	Sedan	FOR067	1600	160		FD067	Yes	Yes		1	UNT265RS		A	NA	NR	* NO ECU REQD. For vehicles with Reverse Sensors

FAIRMONT																	
XA, XB, XC	7/76 - 1979	Sedan	FOR042	900	80		FD042	Yes	No		4	UNT022	1	NA	NA	NA	* NO ECU REQD (UNIVERSAL WIRING KIT)
XD	3/79 - 2/82	Sedan	FOR046	1250	90		FD046	No	No		3	UNT022	1	NA	NA	NA	* NO ECU REQD (UNIVERSAL WIRING KIT)
XD, XE	3/79 - 9/84	Wagon	FOR047	1250	90		HD014	No	No		2	UNT022	1	NA	NA	NA	* NO ECU REQD (UNIVERSAL WIRING KIT)
XE, XF	3/82 - 2/88	Sedan	FOR051A	1000	80		FD051A	No	No		2	UNT022	1	NA	NA	NA	* NO ECU REQD. WITH & WITHOUT LPG (UNIVERSAL WIRING KIT)
EA, EB, ED	3/88 - 7/94	Sedan	FOR003H	2000	150		FD003	Yes	No		3	UNT204		NA	NA	NR	* NO ECU REQD. WILL NOT FIT GT MODEL
EA, EB, ED	3/88 - 7/94	Sedan	FOR055	1250	90		FD055	Yes	No		3	UNT204		NA	NA	NR	* NO ECU REQD. Bumper stays on vehicle
EA, EB, ED	4/88 - 8/94	Wagon	FOR002H	2300	230		FD002	Yes	No		2	UNT022	1	NA	NA	NA	* NO ECU REQD. WITH & WITHOUT LPG (UNIVERSAL WIRING KIT)
EB	88 - 12/95	Wagon	FOR056	1600	160		FD056	Yes	No		2	UNT022	1	NA	NA	NA	* NO ECU REQD. WITH & WITHOUT LPG (UNIVERSAL WIRING KIT)
AU, EF, EL	8/94 - 9/02	Sedan	FOR059	1600	160		FD059	Yes	No		2	UNT203		NA	NA	NR	* NO ECU REQD. Fits through bumper cut out. Will fit Falcon XR6 & XR8 if it has bumper cut out. Otherwise bumper cut required

HAULTEC TOWING 2ND EDITION - VISIT WWW.AUTOINESALES.COM.AU FOR THE MOST UP TO DATE INFO. | 53



TOWING

DESCRIPTION	YEAR	TYPE	TOWBAR PART No.	T CAP (KG)	BW (KG)	LUG TYPE	LUG No.	REMOVE BUMPER	BUMPER CUT OUT	EXP/CON	FITMENT	DIR. FIT WIRE HARNESS PART No.	WIRING	REVERSE SENSOR	FOG CUT OFF	DEALER CODING	FITMENT NOTES *Refer to owners manual for towing capacity and additional requirement
-------------	------	------	-----------------	------------	---------	----------	---------	---------------	----------------	---------	---------	--------------------------------	--------	----------------	-------------	---------------	-----------------------------------------------------------------------------------------

FORD

See terminology page for details / abbreviations

FAIRMONT

EF	8/94 - 9/96	Sedan	FOR006H	2300	150		HD132H	Yes	Yes		3	UNT203		NA	NA	NR	* NO ECU REQD. Warranty void if weight distribution used. Fits through bumper cutout. Will fit XR6 & XR8 if it has bumper cut out otherwise bumper cut required
EL	8/94 - 8/98	Wagon	FOR056	1600	160		FD056	Yes	No		2	UNT233		NA	NA	NR	* NO ECU REQD. WITH & WITHOUT LPG
EL WITH AND WITHOUT LPG	9/96 - 8/98	Wagon	FOR002H	2300	230		FD002	Yes	No		2	UNT233		NA	NA	NR	* NO ECU REQD.
AU	9/98 - 9/02	Sedan	FOR015H	2300	230		FD015	Yes	Yes		2	UNT201	0	NA	NA	NR	* NO ECU REQD
AU	9/98 - 9/02	Sedan	FOR062	1600	160		HD019	Yes	No		2	UNT201	0	NA	NA	NR	* NO ECU REQD. NOT DEDICATED LPG
AU NOT DEDICATED LPG	9/98 - 9/02	Sedan	FOR062	1600	160		HD019	Yes	No		2	UNT201RS		A	NA	NR	* NO ECU REQD. For vehicles with Reverse Sensors
AU SERIES 1,2,3	9/98 - 9/02	Sedan	FOR015H	2300	230		FD015	Yes	Yes		2	UNT201RS		A	NA	NR	* NO ECU REQD. For vehicles with Reverse Sensors
BA WILL FIT LPG	10/02 - 5/08	Sedan	FOR067	1600	160		FD067	Yes	Yes		1	UNT201RS		A	NA	NR	* NO ECU REQD. For vehicles with Reverse Sensors
BA, BF	10/02 - 5/08	Sedan	FOR013H	2300	230		FD013	Yes	Yes		2	UNT201	0	NA	NA	NR	* NO ECU REQD. WILL FIT LPG
BA, BF	10/02 - 5/08	Sedan	MIL191050	1600	160	FF2						UNT201	0	NA	NA	NR	* NO ECU REQD
BA, BF	10/02 - 5/08	Sedan	MIL191050	1600	160	FF2						UNT201RS		A	NA	NR	* NO ECU REQD. For vehicles with Reverse Sensors
BA, BF WILL FIT LPG	10/02 - 5/08	Sedan	FOR013H	2300	230		FD013	Yes	Yes		2	UNT201RS		A	NA	NR	* NO ECU REQD. For vehicles with Reverse Sensors
BA, BF WILL FIT LPG	10/02 - 5/08	Sedan	FOR013H	2300	230		FD013	Yes	Yes		2	UNT201RS C		A	NA	NR	* NO ECU REQD. For vehicles with Reverse Sensors
BA, BF WILL FIT LPG	9/02 - 4/08	Sedan	FOR067	1600	160		FD067	Yes	Yes		1	UNT201RS C		A	NA	NR	* NO ECU REQD. For vehicles with Reverse Sensors
BA, BF WITHOUT LPG	10/02 - 5/08	Sedan	MIL191075	2300	230	S50						UNT201	0	NA	NA	NR	* NO ECU REQD.
BA, BF WITHOUT LPG	10/02 - 5/08	Sedan	MIL191075	2300	230	S50						UNT201RS		A	NA	NR	* NO ECU REQD. For vehicles with Reverse Sensors

FALCON - Sedan

XA, XB, XC	7/76 - 1979	Sedan	FOR042	900	80		FD042	Yes	No		4	UNT022	1	NA	NA	NA	* NO ECU REQD (UNIVERSAL WIRING KIT)
XD	3/79 - 2/82	Sedan	FOR046	1250	90		FD046	No	No		3	UNT022	1	NA	NA	NA	* NO ECU REQD (UNIVERSAL WIRING KIT)
XE, XF	3/82 - 2/88	Sedan	FOR051A	1000	80		FD051A	No	No		2	UNT022	1	NA	NA	NA	* NO ECU REQD. WITH & WITHOUT LPG (UNIVERSAL WIRING KIT)
EA, EB, ED	3/88 - 7/94	Sedan	FOR003H	2000	150		FD003	Yes	No		3	UNT204		NA	NA	NR	* NO ECU REQD. WILL NOT FIT GT MODEL
EA, EB, ED	3/88 - 7/94	Sedan	FOR055	1250	90		FD055	Yes	No		3	UNT204		NA	NA	NR	* NO ECU REQD. Bumper stays on vehicle



DESCRIPTION	YEAR	TYPE	TOWBAR PART No.	T CAP (KG)	BW (KG)	LUG TYPE	LUG No.	REMOVE BUMPER	BUMPER CUT OUT	EXP/CON	FITMENT	DIR. FIT WIRE HARNESS PART No.	WIRING	REVERSE SENSOR	FOG CUT OFF	DEALER CODING	FITMENT NOTES *Refer to owners manual for towing capacity and additional requirement
-------------	------	------	-----------------	------------	---------	----------	---------	---------------	----------------	---------	---------	--------------------------------	--------	----------------	-------------	---------------	-----------------------------------------------------------------------------------------

FORD See terminology page for details / abbreviations

FALCON - Sedan																	
EF, EL	8/94 - 8/98	Sedan	FOR006H	2300	150		HD132H	Yes	Yes		3	UNT203		NA	NA	NR	* NO ECU REQD. Warranty void if weight distribution used. Fits through bumper cutout. Will fit XR6 & XR8 if it has bumper cut out otherwise bumper cut required
EF, EL	8/94 - 8/98	Sedan	FOR059	1600	160		FD059	Yes	No		2	UNT203		NA	NA	NR	* NO ECU REQD. Fits through bumper cut out. Will fit Falcon XR6 & XR8 if it has bumper cut out. Otherwise bumper cut required
AU	9/98 - 9/02	Sedan	FOR015H	2300	230		FD015	Yes	Yes		2	UNT201	0	NA	NA	NR	* NO ECU REQD
AU	9/98 - 9/02	Sedan	FOR062	1600	160		HD019	Yes	No		2	UNT201	0	NA	NA	NR	* NO ECU REQD. NOT DEDICATED LPG
AU	9/98 - 9/02	Sedan	FOR062XR	1600	120		FD062XR	Yes	No		2	UNT201	0	NA	NA	NR	* NO ECU REQD. XR6 & 8
AU NOT DEDICATED LPG	9/98 - 9/02	Sedan	FOR062	1600	160		HD019	Yes	No		2	UNT201RS		A	NA	NR	* NO ECU REQD. For vehicles with Reverse Sensors
AU SERIES 1,2,3	9/98 - 9/02	Sedan	FOR015H	2300	230		FD015	Yes	Yes		2	UNT201RS		A	NA	NR	* NO ECU REQD. For vehicles with Reverse Sensors
AU XR6, XR8	9/98 - 9/02	Sedan	FOR062XR	1600	120		FD062XR	Yes	No		2	UNT201RS		A	NA	NR	* NO ECU REQD. For vehicles with Reverse Sensors
AU	7/00 - 9/02	Sedan	FOR066	1200	80		FD063	No	No		2	UNT201	0	NA	NA	NR	* NO ECU REQD. DEDICATED LPG
AU	7/00 - 9/02	Sedan	FOR066	1200	80		FD063	No	No		2	UNT201RS		A	NA	NR	* NO ECU REQD. DEDICATED LPG. For vehicles with Reverse Sensors
BA WILL FIT LPG	10/02 - 5/08	Sedan	FOR067	1600	160		FD067	Yes	Yes		1	UNT201RS		A	NA	NR	* NO ECU REQD. For vehicles with Reverse Sensors
BA, BF	10/02 - 5/08	Sedan	FOR013H	2300	230		FD013	Yes	Yes		2	UNT201	0	NA	NA	NR	* NO ECU REQD. WILL FIT LPG
BA, BF	10/02 - 5/08	Sedan	FOR067	1600	160		FD067	Yes	Yes		1	UNT201	0	NA	NA	NR	* NO ECU REQD. WITH OR WITHOUT LPG
BA, BF	10/02 - 5/08	Sedan	MIL191050	1600	160	FF2						UNT201	0	NA	NA	NR	* NO ECU REQD
BA, BF	10/02 - 5/08	Sedan	MIL191050	1600	160	FF2						UNT201RS		A	NA	NR	* NO ECU REQD. For vehicles with Reverse Sensors
BA, BF WILL FIT LPG	10/02 - 5/08	Sedan	FOR013H	2300	230		FD013	Yes	Yes		2	UNT201RS		A	NA	NR	* NO ECU REQD. For vehicles with Reverse Sensors
BA, BF WILL FIT LPG	10/02 - 5/08	Sedan	FOR013H	2300	230		FD013	Yes	Yes		2	UNT201RS C		A	NA	NR	* NO ECU REQD. For vehicles with Reverse Sensors
BA, BF WITHOUT LPG	10/02 - 5/08	Sedan	MIL191075	2300	230	S50						UNT201	0	NA	NA	NR	* NO ECU REQD.
BA, BF WITHOUT LPG	10/02 - 5/08	Sedan	MIL191075	2300	230	S50						UNT201RS		A	NA	NR	* NO ECU REQD. For vehicles with Reverse Sensors
BA, BF WITHOUT LPG	10/02 - 5/08	Sedan	MIL191075	2300	230	S50						UNT201RS C		A	NA	NR	* NO ECU REQD. For vehicles with Reverse Sensors
FG	6/08 - ON	Sedan	FOR013H	2300	230		FD013	Yes	Yes		2	UNT274		NA	NA	NR	* NO ECU REQD. WILL FIT LPG
FG	6/08 - ON	Sedan	FOR067	1600	160		FD067	Yes	Yes		1	UNT274		NA	NA	NR	* NO ECU REQD. WITH OR WITH LPG

HAULTEC TOWING 2ND EDITION - VISIT WWW.AUTOINESALES.COM.AU FOR THE MOST UP TO DATE INFO. | 55



TOWING

DESCRIPTION	YEAR	TYPE	TOWBAR PART No.	T CAP (KG)	BW (KG)	LUG TYPE	LUG No.	REMOVE BUMPER	BUMPER CUT OUT	EXP/CON	FITMENT	DIR. FIT WIRE HARNESS PART No.	WIRING	REVERSE SENSOR	FOG CUT OFF	DEALER CODING	FITMENT NOTES *Refer to owners manual for towing capacity and additional requirement
-------------	------	------	-----------------	------------	---------	----------	---------	---------------	----------------	---------	---------	--------------------------------	--------	----------------	-------------	---------------	-----------------------------------------------------------------------------------------

FORD

See terminology page for details / abbreviations

FALCON - Sedan

FG WILL FIT LPG	6/08 - ON	Sedan	FOR013H	2300	230		FD013	Yes	Yes		2	UNT274RS		A			* NO ECU REQD. For vehicles with Reverse Sensors
FG WILL FIT LPG	6/08 - ON	Sedan	FOR067	1600	160		FD067	Yes	Yes		1	UNT274RS		A			* NO ECU REQD. For vehicles with Reverse Sensors

FALCON - Ute / Panel Van

XD, XE, XF, XG	1/72 - 3/96	Ute/ Van	FOR005H	2000	150		FD005	Yes	No		3	UNT022	1	NA	NA	NA	* NO ECU REQD (UNIVERSAL WIRING KIT)
XD, XE, XF, XG	1/72 - 3/96	Ute/ Van	FOR036	1250	90		FD036	No	No		3	UNT022	1	NA	NA	NA	* NO ECU REQD (UNIVERSAL WIRING KIT)
XH	3/96 - 5/99	Ute/ Van	FOR007H	2300	230		FD007	No	No		2	UNT022	1	NA	NA	NA	* NO ECU REQD (UNIVERSAL WIRING KIT)
XH	3/96 - 5/99	Ute/ Van	FOR060	1250	90		FD060	No	No		2	UNT022	1	NA	NA	NA	* NO ECU REQD (UNIVERSAL WIRING KIT)
AU, BA, BF	9/98 - 5/08	Ute	FOR011H	2300	230		FD011	No	No		4	UNT202	0	NA	NA	NR	* NO ECU REQD. For XR6 & XR8 use FOR011HXR. Fits 7 alum tray & styleside
AU, BA, BF, FG	9/98 - ON	Ute	FOR064	1600	160	FF2	FD064	No	Yes		2	UNT202	0	NA	NA	NR	* NO ECU REQD
AU, BA, BF RTV MODEL ONLY.	7/99 - 5/08	Ute	MIL191575	2300	230	S50		No	Yes		2	UNT202	0	NA	NA	NR	* NO ECU REQD. The RTV is the model lifted 2 inches at the factory.
AU, BA, BF	7/99 - 4/08	Ute	FOR064XR	1600	90		FD064XR	No	No		2	UNT202	0	NA	NA	NR	* NO ECU REQD. XR6 & 8. No bumper cut required for BA, BF.
AU, BA, BF, FG BTA CLASS 2 TRAYBACK	7/99 - 11/14	Cab Chassis	FOR063	1600	160		FD063	No	No		2	UNT202	0	NA	NA	NR	* NO ECU REQD. Fits 2300mm and 2400mm alum tray. For 2140mm tray use FOR064
AU, BA, BF, FG BTA CLASS 4 TRAYBACK	7/99 - 11/14	Cab Chassis	FOR010H	2300	230		FD010	No	No		2	UNT202	0	NA	NA	NR	* NO ECU REQD. Fits 2300mm and 2400mm alum tray. For 2140mm tray use FOR011H
AU, BA, BF, FG MILF CLASS 4 TRAYBACK	9/98 - ON	Cab Chassis	MIL191650	2300	230	S50						UNT202	0	NA	NA	NR	* NO ECU REQD. Fits 2300mm and 2400mm alum tray. For 2140mm tray use FOR011H
AU, BA, FG XR6 & XR8	7/99 - 11/14	Ute	FOR011HXR	2300	230		FD011XR	No	Yes		4	UNT202	0	NA	NA	NR	* NO ECU REQD. Does not fit BF, use FOR017HXR. BA has cut out in bumper. FG requires bumper cut. Fits FPV with bumper cut. Pin hole is behind bumper
BA, BF RTV MODEL ONLY, WITH TAIL LIGHT PROTECTOR	9/02 - 4/08	Ute	MIL191550	2300	230	S50	191204					UNT202	0	NA	NA	NR	* NO ECU REQD.
BA, BF, FG STYLESIDE	7/99 - ON	Ute	MIL191700	2300	230	S50						UNT202	0	NA	NA	NR	* NO ECU REQD. For XR6 & XR8 use FOR011HXR. Fits styleside & 2140mm alum tray
BA, FG XR6 & XR8	10/02 - 11/14	Ute	MIL191725	2300	230	S50		No	Yes			UNT202	0	NA	NA	NR	* NO ECU REQD. Fits FPV with bumper cut. Pin hole is behind bumper



DESCRIPTION	YEAR	TYPE	TOWBAR PART No.	T CAP (KG)	BW (KG)	LUG TYPE	LUG No.	REMOVE BUMPER	BUMPER CUT OUT	EXP/CON	FITMENT	DIR. FIT WIRE HARNESS PART No.	WIRING	REVERSE SENSOR	FOG CUT OFF	DEALER CODING	FITMENT NOTES *Refer to owners manual for towing capacity and additional requirement
-------------	------	------	-----------------	------------	---------	----------	---------	---------------	----------------	---------	---------	--------------------------------	--------	----------------	-------------	---------------	-----------------------------------------------------------------------------------------

FORD See terminology page for details / abbreviations

FALCON - Ute / Panel Van

BF XR6 & XR8	10/5 - 5/08	Ute	FOR017HXR	2300	230		FD011XR	No	Yes		4	UNT202	0	NA	NA	NR	* NO ECU REQD. 20mm lower than FOR011HXR. Does not fit BA. BF has cut out in bumper. FG requires bumper cut. Fits FPV with bumper cut. Pin hole is behind bumper
FG	5/08 - ON	Ute	FOR068XR	1600	90		HD019	No	Yes		2	UNT202	0	NA	NA	NR	* NO ECU REQD. XR6 & 8. BUMPER CUTOFF REQD.
FG NOT XR6 OR XR8 STYLESIDE	6/08 - ON	Ute	FOR018H	2300	230		HD132H	No	Yes		4	UNT202	0	NA	NA	NR	* NO ECU REQD. Requires bumper cut out for box (female) section as well as tongue (BA/BF tongue only)

FALCON - Wagon

XD, XE, XF	3/79 - 2/88	Wagon	FOR047	1250	90		HD014	No	No		2	UNT022	1	NA	NA	NA	* NO ECU REQD (UNIVERSAL WIRING KIT)
EA, EB, ED	4/88 - 8/94	Wagon	FOR002H	2300	230		FD002	Yes	No		2	UNT022	1	NA	NA	NA	* NO ECU REQD. WITH & WITHOUT LPG (UNIVERSAL WIRING KIT)
EA, EB, ED	88 - 12/95	Wagon	FOR056	1600	160		FD056	Yes	No		2	UNT022	1	NA	NA	NA	* NO ECU REQD. WITH & WITHOUT LPG (UNIVERSAL WIRING KIT)
EF, EL	8/94 - 8/98	Wagon	FOR056	1600	160		FD056	Yes	No		2	UNT233		NA	NA	NR	* NO ECU REQD. WITH & WITHOUT LPG
EF, EL WITH AND WITHOUT LPG	8/94 - 8/98	Wagon	FOR002H	2300	230		FD002	Yes	No		2	UNT233		NA	NA	NR	* NO ECU REQD.
AU, BA, BF	9/98 - 4/08	Wagon	FOR056	1600	160		FD056	Yes	No		2	UNT201	0	NA	NA	NR	* NO ECU REQD. WITH & WITHOUT LPG
AU, BA, BF WITH AND WITHOUT LPG	9/98 - 4/08	Wagon	FOR056	1600	160		FD056	Yes	No		2	UNT201RS		A	NA	NR	* NO ECU REQD. For vehicles with Reverse Sensors
AU, BA, BF	7/00 - 4/08	Wagon	FOR012H	2300	230		HD132H	Yes	No		2	UNT201	0	NA	NA	NR	* NO ECU REQD
AU, BA, BF	9/98 - 4/08	Wagon	FOR012H	2300	230		HD132H	Yes	No		2	UNT201RS		A	NA	NR	* NO ECU REQD. For vehicles with Reverse Sensors

FIESTA

WS	2/09 - ON	Hatchback	FOR504	900	90	FF2	L233C	Yes	Yes		2	UNT022	1	NA	NA	NA	* NO ECU REQD (UNIVERSAL WIRING KIT)
WT	11/10 - ON	Sedan	FOR503	900	90	FF2	L270	Yes	Yes		2	UNT022	1	NA	NA	NA	* (UNIVERSAL WIRING KIT)

FOCUS

LS, LT, LV	5/05 - 7/11	Sedan	FOR502	900	90	FF2		Yes	Yes		2	UNT022	1	NA	NA	NA	* NO ECU REQD (UNIVERSAL WIRING KIT)
LT, LV	5/05 - 7/11	Hatchback	FOR501	900	90	FF2		Yes	Yes		2	UNT022	1	NA	NA	NA	* ECU REQD (UNIVERSAL WIRING KIT)
LW Hatch Only.	8/11 - ON	Hatchback	FOR501	900	90	FF2		Yes	Yes		2	750016ZT	1	A	NA	NA	* EJ Harness. CAN-Bus Harness.
LW Sedan Only.	8/11 - ON	Sedan	FOR502	900	90	FF2		Yes	Yes		2	750016ZT	1	A	NA	NA	* EJ Harness. CAN-Bus Harness.



TOWING

DESCRIPTION	YEAR	TYPE	TOWBAR PART No.	T CAP (KG)	BW (KG)	LUG TYPE	LUG No.	REMOVE BUMPER	BUMPER CUT OUT	EXP/CON	FITMENT	DIR. FIT WIRE HARNESS PART No.	WIRING	REVERSE SENSOR	FOG CUT OFF	DEALER CODING	FITMENT NOTES *Refer to owners manual for towing capacity and additional requirement
FORD																	
See terminology page for details / abbreviations																	
KUGA																	
TE	3/12 - 2/13	Wagon	FOR702	2100	105	ER		Yes	No		2	UNT792	1	U2	Mi	NA	* ECU REQD
TF	4/13 - ON	Wagon	FOR019H	1500	150	S50	HD132H	Yes	Yes		2	750020ZT	1	A	A	NA	* EJ Harness. CAN-Bus Harness
TF	4/13 - ON	Wagon	FOR703	2100	105	ER	C60A	Yes	Yes		3	750020ZT	1	A	A	NA	* EJ Harness. CAN-Bus Harness
LASER																	
KA, KE	1981 - 3/90	Hatchback	MAZ031	750	50	FF2	MZ031	No	No		2	UNT022	1	NA	NA	NA	* NO ECU REQD (UNIVERSAL WIRING KIT)
KE	10/85 - 2/90	Sedan	MAZ040	750	50	FF2	MZ040	Yes	No		3	UNT022	1	NA	NA	NA	* NO ECU REQD (UNIVERSAL WIRING KIT)
KE	10/87 - 12/94	Wagon	MAZ044	750	60	FF2	MZ044	No	No		1	UNT022	1	NA	NA	NA	* NO ECU REQD (UNIVERSAL WIRING KIT)
KF, KH	4/90 - 9/94	Hatchback/ Sedan	MAZ047	750	60	FF2	MZ047	Yes	No		3	UNT022	1	NA	NA	NA	* NO ECU REQD. Towbar lug and towball may obscure number plate. Remove lug when not in use (UNIVERSAL WIRING KIT)
KJ	10/94 - 2/99	Sedan	MAZ051	1000	60	FF2	MZ051	Yes	No		2	UNT022	1	NA	NA	NA	* NO ECU REQD (UNIVERSAL WIRING KIT)
KJ	10/94 - 8/98	Hatchback	MAZ052	1000	60	FF2	MZ052	No	No		3	UNT022	1	NA	NA	NA	* NO ECU REQD (UNIVERSAL WIRING KIT)
KN	3/99 - 8/02	Hatchback	MAZ055	720	50	FF2	MZ055	No	No		2	UNT022	1	NA	NA	NA	* NO ECU REQD (UNIVERSAL WIRING KIT)
KN	9/98 - 5/04	Sedan	MAZ054	500	60	FF2	MZ054	No	No		2	UNT022	1	NA	NA	NA	* NO ECU REQD (UNIVERSAL WIRING KIT)
LTD																	
FC	6/79 - 2/82	Sedan	FOR048	1250	90		FD048	No	No		2	UNT022	1	NA	NA	NA	* NO ECU REQD (UNIVERSAL WIRING KIT)
FD, FE	3/82 - 5/88	Sedan	FOR051F					No	No			UNT022	1	NA	NA	NA	* NO ECU REQD. NO LPG (UNIVERSAL WIRING KIT)
DA, DC	6/88 - 12/94	Sedan	FOR058	1250	90		FD058	Yes	No		3	UNT022	1	NA	NA	NA	* NO ECU REQD (UNIVERSAL WIRING KIT)
DF, DL	3/95 - 6/99	Sedan	FOR059	1600	160		FD059	Yes	No		2	UNT203		NA	NA	NR	* NO ECU REQD. Fits through bumper cut out. Will fit Falcon XR6 & XR8 if it has bumper cut out. Otherwise bumper cut required
AU	3/99 - 6/03	Sedan	FOR062F	1600	160		HD019	Yes	No		2	UNT203		NA	NA	NR	* NO ECU REQD
BA WILL FIT LPG	10/02 - 5/08	Sedan	FOR067	1600	160		FD067	Yes	Yes		1	UNT201RS		A	NA	NR	* NO ECU REQD. For vehicles with Reverse Sensors
BA, BF	10/02 - 5/08	Sedan	FOR067	1600	160		FD067	Yes	Yes		1	UNT201	0	NA	NA	NR	* NO ECU REQD. WITH OR WITHOUT LPG
BA, BF	7/03 - 12/07	Sedan	FOR013FH	2300	230		FD013	Yes	No		2	UNT201	0	NA	NA	NR	* NO ECU REQD
BA, BF WILL FIT LPG	7/03 - 12/07	Sedan	FOR067	1600	160		FD067	Yes	Yes		1	UNT201RS C		A	NA	NR	* NO ECU REQD. For vehicles with Reverse Sensors



DESCRIPTION	YEAR	TYPE	TOWBAR PART No.	T CAP (KG)	BW (KG)	LUG TYPE	LUG No.	REMOVE BUMPER	BUMPER CUT OUT	EXP/CON	FITMENT	HARNES PART No.	DIR. FIT WIRE	WIRING	REVERSE SENSOR	FOG CUT OFF	DEALER CODING	FITMENT NOTES *Refer to owners manual for towing capacity and additional requirement
-------------	------	------	-----------------	------------	---------	----------	---------	---------------	----------------	---------	---------	-----------------	---------------	--------	----------------	-------------	---------------	-----------------------------------------------------------------------------------------

FORD See terminology page for details / abbreviations

LTD																		
BF	7/03 - 12/07	Sedan	FOR013FH	2300	230		FD013	Yes	No		2	UNT265RS		A	NA	NR		* NO ECU REQD. For vehicles with Reverse Sensors

MAVERICK																		
DA	1/88 - 12/97	Cab Chassis/ Ute	FOR053	1250	90		FD053	No	No		2	UNT022	1	NA	NA	NA		* NO ECU REQD. LEAF SPRINGS ONLY (UNIVERSAL WIRING KIT)
DA	1/88 - ON	Cab Chassis/ Ute	FOR014H	2800	180		MT001	No	No		2	UNT022	1	NA	NA	NA		* NO ECU REQD. COIL SPRINGS ONLY (UNIVERSAL WIRING KIT)
DA COIL SPRINGS ONLY	1/88 - ON	Wagon	FOR001H	3500	350		MT001	Yes	No		2	UNT022	1	NA	NA	NA		* NO ECU REQD. (UNIVERSAL WIRING KIT)

METEOR																		
GA, BG	9/80 - 9/85	Sedan	MAZ034	750	60	FF2	MZ034	Yes	No		3	UNT022	1	NA	NA	NA		* NO ECU REQD (UNIVERSAL WIRING KIT)
GC	10/85 - 2/90	Sedan	MAZ040	750	50	FF2	MZ040	Yes	No		3	UNT022	1	NA	NA	NA		* NO ECU REQD (UNIVERSAL WIRING KIT)
GC	10/87 - 12/94	Wagon	MAZ044	750	60	FF2	MZ044	No	No		1	UNT022	1	NA	NA	NA		* NO ECU REQD (UNIVERSAL WIRING KIT)

MONDEO																		
MA, MB LX & ZETEC.	3/07 - ON	Hatchback	FOR069	1600	160	FF2	FD062				2	UNTEC2W	0	NA	NA	NR		* (UNIVERSAL WIRING KIT)
MB, MB, MC LX & ZETEC.	3/07 - ON	Wagon	FOR070	1600	160	FF2	FD070				2	UNTEC2W	0	NA	NA	NR		* (UNIVERSAL WIRING KIT)
MB, MB, MC LX & ZETEC.	8/09 - ON	Wagon	MIL191675	1600	160	FF2						UNTEC2W	0	NA	NA	NR		* (UNIVERSAL WIRING KIT)
MD	5/15 - On	Hatchback/ Wagon	N/A									750012ZT						* EJ Harness. CAN-Bus Harness Only.

RANGER																		
PJ 2WD & 4WD NO BUMPER	03/07 - 08/11	Cab Chassis	MIL191775	2250	250	S50						UNT264		NA	NA	NR		* NO ECU REQD. Fits standard length tray only.
PJ 2WD NO BUMPER	12/06 - 8/11	Cab Chassis/ Ute	MAZ0412NB	1000	80	FF2	MZ041	No	No		1	UNT264		NA	NA	NR		* NO ECU REQD.
PJ, PK 2WD & 4WD NO BUMPER	03/07 - 08/11	Ute	MIL191100	3000	300	S50	191201					UNT264		NA	NA	NR		* NO ECU REQD. Towing capacity varies between models.
PJ, PK 2WD & 4WD NO BUMPER	12/06 - 8/11	Cab Chassis/ Ute	MAZ001H	3000	300	S50	MT001	No	No		1	UNT264		NA	NA	NR		* NO ECU REQD. Towing capacity varies between models, refer owners manual.
PJ, PK 2WD & 4WD NO BUMPER	12/06 - 8/11	Cab Chassis/ Ute	MIL191750	3000	300	S50						UNT264		NA	NA	NR		* NO ECU REQD. Towing capacity varies between models, refer owners manual.
PJ, PK 2WD & 4WD WITH BUMPER/STEP	1/07 - 8/11	Ute	MAZ003H	3000	300	S50	MT001	No	No		2	UNT264		NA	NA	NR		* NO ECU REQD. Towing capacity varies between models.



TOWING

DESCRIPTION	YEAR	TYPE	TOWBAR PART No.	T CAP (KG)	BW (KG)	LUG TYPE	LUG No.	REMOVE BUMPER	BUMPER CUT OUT	EXP/CON	FITMENT	DIR. FIT WIRE HARNESS PART No.	WIRING	REVERSE SENSOR	CUT OFF	FOG	DEALER CODING	FITMENT NOTES *Refer to owners manual for towing capacity and additional requirement
-------------	------	------	-----------------	------------	---------	----------	---------	---------------	----------------	---------	---------	--------------------------------	--------	----------------	---------	-----	---------------	-----------------------------------------------------------------------------------------

FORD

See terminology page for details / abbreviations

RANGER

PJ, PK 4WD NO BUMPER	6/85 - 08/11	Cab Chassis/ Ute	MAZ0414NB	1000	80	FF2	MZ0414	No	No		1	UNT264		NA	NA	NR		* NO ECU REQD.
PX HIGH RIDER	9/11 - 7/15	Cab Chassis/ Ute	MIL192700	3500	350	S50		Yes	No		2	750014ZT	0	A	A	NA		* EJ Harness.
PX HIGH RIDER	9/11 - ON	Cab Chassis/ Ute	MIL192700	3500	350	S50		Yes	No		2	UNT297	1	NA	NA	NR		* ECU REQD
PX HIGH RIDER. WITH OR WITHOUT BUMPER	9/11 - 7/15	Cab Chassis/ Ute	MAZ008H	3500	335	S50		Yes	No		1	750014ZT	0	A	A	NA		* EJ Harness.
PX HIGH RIDER. WITH OR WITHOUT BUMPER	9/11 - ON	Cab Chassis/ Ute	MAZ008H	3500	335	S50		Yes	No		1	UNT297	1	NA	NA	NR		* ECU REQD
PX LOW RIDER, ONLY 2 DOOR	9/11 - 7/15	Cab Chassis/ Ute	MAZ010H	3500	350	S50	MT001	No	No		1	750014ZT	0	A	A	NA		* EJ Harness.
PX LOW RIDER, ONLY 2 DOOR	9/11 - ON	Cab Chassis/ Ute	MAZ010H	3500	350	S50	MT001	No	No		1	UNT297	1	NA	NA	NR		* ECU REQD
PX LOW RIDER, WITH BUMPER	9/11 - 7/15	Cab Chassis/ Ute	MAZ506H	2500	250	S50		Yes	No		2	750014ZT	0	A	A	NA		* EJ Harness.
PX LOW RIDER, WITH BUMPER	9/11 - On	Cab Chassis/ Ute	MAZ506H	2500	250	S50		Yes	No		2	UNT297	1	NA	NA	NR		* ECU REQD
PX Mk2 HIGH RIDER	8/15 - ON	Cab Chassis/ Ute	MIL192700	3500	350	S50		Yes	No		2	750036ZT	0	A	A	NA		* EJ Harness.
PX Mk2 HIGH RIDER. WITH OR WITHOUT BUMPER	8/15 - ON	Cab Chassis/ Ute	MAZ008H	3500	335	S50		Yes	No		1	750036ZT	0	A	A	NA		* EJ Harness.
PX Mk2 LOW RIDER, ONLY 2 DOOR	8/15 - ON	Cab Chassis/ Ute	MAZ010H	3500	350	S50	MT001	No	No		1	750036ZT	0	A	A	NA		* EJ Harness.
PX Mk2 LOW RIDER, WITH BUMPER	8/15 - ON	Cab Chassis/ Ute	MAZ506H	2500	250	S50		Yes	No		2	750036ZT	0	A	A	NA		* EJ Harness.

SPECTRON

SHORT WHEEL BASE.	84 - 8/99	Van	MAZ043	1000	80	FF2	MZ043	No	No		2	UNT022	1	NA	NA	NA		* NO ECU REQD. No step. SWB features 3 internal roof braces (UNIVERSAL WIRING KIT)
-------------------	-----------	-----	--------	------	----	-----	-------	----	----	--	---	--------	---	----	----	----	--	------------------------------------------------------------------------------------



DESCRIPTION	YEAR	TYPE	TOWBAR PART No.	T CAP (KG)	BW (KG)	LUG TYPE	LUG No.	REMOVE BUMPER	BUMPER CUT OUT	EXP/CON	FITMENT	DIR. FIT WIRE HARNESS PART No.	WIRING	REVERSE SENSOR	FOG CUT OFF	DEALER CODING	FITMENT NOTES *Refer to owners manual for towing capacity and additional requirement
-------------	------	------	-----------------	------------	---------	----------	---------	---------------	----------------	---------	---------	--------------------------------	--------	----------------	-------------	---------------	-----------------------------------------------------------------------------------------

FORD See terminology page for details / abbreviations

TELSTAR																	
AR, AS	5/83 - 10/87	Hatchback/ Sedan	FOR052	850	80		FD052	Yes	No		2	UNT022	1	NA	NA	NA	* NO ECU REQD (UNIVERSAL WIRING KIT)
AT, AV	12/87 - 8/91	Hatchback/ Sedan	FOR057	900	80		FD057	Yes	No		2	UNT022	1	NA	NA	NA	* NO ECU REQD. NOT 4WS (UNIVERSAL WIRING KIT)
AX, AY	9/91 - 7/97	Hatchback/ Sedan	MAZ049	950	80	FF2	MZ049	Yes	No		1	UNT022	1	NA	NA	NA	* NO ECU REQD (UNIVERSAL WIRING KIT)

TERRITORY																	
SY,SX, SZ	6/04 - ON	Wagon	FOR016H	2700	270	S50	HD132H	Yes	Yes		2	UNT201	0	NA	NA	NR	* NO ECU REQD
SY,SX, SZ	6/04 - ON	Wagon	FOR016H	2700	270	S50	HD132H	Yes	Yes		2	UNT251	0	A	NA	NR	* NO ECU REQD. REVERSE PARK SENSORS
SY,SX, SZ	6/04 - ON	Wagon	FOR500	1600	160	FF2	L213C	Yes	Yes		1	UNT201	0	NA	NA	NR	* NO ECU REQD
SY,SX, SZ	6/04 - ON	Wagon	MIL191525	2300	230	S50		Yes	Yes			UNT201	0	NA	NA	NR	* NO ECU REQD
SY,SX, SZ REVERSE PARK SENSORS	6/04 - ON	Wagon	FOR500	1600	160	FF2	L213C	Yes	Yes		1	UNT251	0	A	NA	NR	* NO ECU REQD. REVERSE PARK SENSORS
SY,SX, SZ REVERSE PARK SENSORS	6/04 - ON	Wagon	MIL191525	2300	230	S50		Yes	Yes			UNT251	0	A	NA	NR	* NO ECU REQD.

TRANSIT																	
VF	3/94 - 3/00	Van	FOR061	1200	90		FD061	No	No		1	UNT022	1	NA	NA	NA	* NO ECU REQD. Does not fit ute (UNIVERSAL WIRING KIT)
VH, VJ	4/00 - 8/06	Van	MIL191600	2850	285	S50	N/A	No	No			UNT022	1	NA	NA	NA	* NO ECU REQD. Light protector available: MIL191625 (UNIVERSAL WIRING KIT)
VH, VJ MUST FIT WITH MIL191600. THIS PART IS AN ADD ON	4/00 - ON	Van	MIL191625														*
VH, VJ, VM	4/00 - 8/06	Van	FOR065	1200	90		FD065	No	No		1	UNT022	1	NA	NA	NA	* NO ECU REQD (UNIVERSAL WIRING KIT)
VM	09/06 - 1/14	Van	MIL191600	2850	285	S50	N/A	No	No			UNTEC2W	0	NA	NA	NR	* ECU REQD (UNIVERSAL WIRING KIT)
VM	9/06 - 8/14	Van	FOR065	1200	90		FD065	No	No		1	UNTEC2W	0	NA	NA	NR	* ECU REQD (UNIVERSAL WIRING KIT)
VN	2/14 - ON	Van	MIL192825	2250	120	S50		No	No		1	750022ZT	0	A	A	NA	* EJ Harness. CAN-Bus Harness
VN EURO BAR. Transit Custom Only. Low Roof Van FWD.	2/14 - ON	Van	FOR705	2800	115	ER	C58A	No	No		2	750022ZT	0	A	A	NA	* EJ Harness. CAN-Bus Harness
VN Transit Custom Only. Low Roof Van FWD.	2/14 - ON	Van	FOR505H	2500	250	S50	L4181	No	No		2	750022ZT	0	A	A	NA	* EJ Harness. CAN-Bus Harness
VO Mid & Hi Roof Van RWD. NOT CUSTOM MODEL.	2/14 - On	Van	FOR704	3500	140	EFB	C61	No	No		2	750022ZT	0	A	A	NA	* EJ Harness. CAN-Bus Harness
VO RWD MODEL. NOT CUSTOM MODEL.	9/14 - ON	Van	FOR506H	3000	300	S50	L4045	Yes	Yes		3	750022ZT	0	A	A	NA	* EJ Harness. CAN-Bus Harness



TOWING

DESCRIPTION	YEAR	TYPE	TOWBAR PART No.	T CAP (KG)	BW (KG)	LUG TYPE	LUG No.	REMOVE BUMPER	BUMPER CUT OUT	EXP/CON	FITMENT	DIR. FIT WIRE HARNESS PART No.	WIRING	REVERSE SENSOR	FOG CUT OFF	DEALER CODING	FITMENT NOTES *Refer to owners manual for towing capacity and additional requirement
FOTON																	See terminology page for details / abbreviations
TUNLAND																	
	10/12 - ON	Ute	FOT500H	2500	250	S50	L4180	No	No		2	UNT022	1	NA	NA	NA	* NO ECU REQD (UNIVERSAL WIRING KIT)
FPV (Ford Performance Vehicles)																	See terminology page for details / abbreviations
FALCON																	
BA WILL FIT LPG	10/04 - 1/06	Sedan	FOR067	1600	160		FD067	Yes	Yes		1	UNT201RS C		A	NA	NR	* NO ECU REQD. For vehicles with Reverse Sensors
BA, BF	10/02 - 5/08	Sedan	FOR067	1600	160		FD067	Yes	Yes		1	UNT201	0	NA	NA	NR	* NO ECU REQD. WITH OR WITHOUT LPG
FG XR6 & XR8	5/08 - 6/14	Ute	FOR011HXR	2300	230		FD011XR	No	Yes		4	UNT202	0	NA	NA	NR	* NO ECU REQD. Does not fit BF, use FOR017HXR. BA has cut out in bumper. FG requires bumper cut. Fits FPV with bumper cut. Pin hole is behind bumper
GREAT WALL																	See terminology page for details / abbreviations
SA220																	
2WD WITH BUMPER	7/09 - 6/10	Ute	GRE500H	1800	180						3	UNTEC2W	0	NA	NA	NR	* ECU REQD (UNIVERSAL WIRING KIT)
V200																	
K2 WITH & WITHOUT BUMPER	6/09 - ON	Cab Chassis/ Ute	GRE001H	2250	225	S50	MT001		No		2	UNTEC2W	0	NA	NA	NR	* ECU REQD. UNT324 WILL FIT BUT HAS NO ECU (UNIVERSAL WIRING KIT)
V240																	
4WD WITH BUMPER/STEP	7/09 - On	Ute	MIL593050	2250	225	S50					3	UNTEC2W	0	NA	NA	NR	* ECU REQD (UNIVERSAL WIRING KIT)
WITH & WITHOUT BUMPER	6/09 - ON	Ute	GRE001H	2250	225	S50	MT001		No		2	UNTEC2W	0	NA	NA	NR	* ECU REQD. UNT324 WILL FIT BUT HAS NO ECU (UNIVERSAL WIRING KIT)
X200																	
	10/09 - ON	Wagon	GRE502H	1800	180	S50		Yes	Yes		2	UNTEC2W	0	NA	NA	NR	* ECU REQD (UNIVERSAL WIRING KIT)
	10/09 - ON	Wagon	MIL593075	1800	180	S50		Yes	Yes		2	UNTEC2W	0	NA	NA	NR	* ECU REQD (UNIVERSAL WIRING KIT)
X240																	
	10/09 - ON	Wagon	GRE502H	1800	180	S50		Yes	Yes		2	UNTEC2W	0	NA	NA	NR	* ECU REQD (UNIVERSAL WIRING KIT)
	10/09 - ON	Wagon	MIL593075	1800	180	S50		Yes	Yes		2	UNTEC2W	0	NA	NA	NR	* ECU REQD (UNIVERSAL WIRING KIT)



DESCRIPTION	YEAR	TYPE	TOWBAR PART No.	T CAP (KG)	BW (KG)	LUG TYPE	LUG No.	REMOVE BUMPER	BUMPER CUT OUT	EXP/CON	FITMENT	DIR. FIT WIRE HARNESS PART No.	WIRING	REVERSE SENSOR	FOG CUT OFF	DEALER CODING	FITMENT NOTES *Refer to owners manual for towing capacity and additional requirement
-------------	------	------	-----------------	------------	---------	----------	---------	---------------	----------------	---------	---------	--------------------------------	--------	----------------	-------------	---------------	-----------------------------------------------------------------------------------------

HOLDEN See terminology page for details / abbreviations

APOLLO																	
JK, JL	9/89 - 1/93	Sedan/Wagon	TOY085	1000	80	FF2	TY085	No	No		1	UNT022	1	NA	NA	NA	* NO ECU REQD. Model with twin exhaust pipes. Will fit V6 twin exhaust pipes model with modification to exhaust. (UNIVERSAL WIRING KIT)
JM, JP	2/93 - 6/06	Sedan	TOY030	1250	125	FF2	TY030	No	No		1	UNT214		NA	NA	NR	* NO ECU REQD
JM, JP	2/93 - 6/06	Wagon	TOY098	1250	90	FF2	TY098	No	No		1	UNT214		NA	NA	NR	* NO ECU REQD

ASTRA																	
LB, LC	1/83 - 7/87	Hatchback	DAT062	750	60		DT062	No	No		2	UNT022	1	NA	NA	NA	* NO ECU REQD (UNIVERSAL WIRING KIT)
LD	7/87 - 8/96	Sedan	DAT072	800	70		DT072	No	No		1	UNT022	1	NA	NA	NA	* NO ECU REQD (UNIVERSAL WIRING KIT)
LD	8/87 - 9/91	Hatchback	DAT071	800	70		DT071	No	No		1	UNT022	1	NA	NA	NA	* NO ECU REQD (UNIVERSAL WIRING KIT)
TR	9/96 - 8/98	Hatchback/Sedan	HOL038	1000	80		HD038	No	No		2	UNT022	1	NA	NA	NA	* NO ECU REQD (UNIVERSAL WIRING KIT)
TS NOT THE SPORTS MODELS.	9/98 - 9/04	Hatchback/Sedan	HOL042	1000	80	FF2	HD042	No	No		2	UNT022	1	NA	NA	NA	* NO ECU REQD. Fits standard bumper only (not SRi, Turbo etc.) (UNIVERSAL WIRING KIT)
AH	10/04 - 3/10	Hatchback	HOL047	1300	90		HD047	No	No		2	UNTEC2W	0	NA	NA	NR	* ECU REQD (UNIVERSAL WIRING KIT)

CAMIRA																	
JB, JD, JE	8/82 - 7/89	Sedan/Wagon	HOL027	800	70		HD027	No	No		1	UNT022	1	NA	NA	NA	* NO ECU REQD (UNIVERSAL WIRING KIT)

CAPRICE																	
VQ, VR, VS	9/91 - 8/97	Sedan	HOL009H	2100	210		HD002	Yes	No		2	UNT207		NA	NA	NR	* NO ECU REQD. V8 has black fuel tank
VQ, VR, VS V8 WITH IRS	9/91 - 8/97	Sedan	HOL033	1250	90		HD027	No	No		1	UNT207		NA	NA	NR	* NO ECU REQD. V8 has black fuel tank
WH, WK, WL	10/00 - 9/02	Sedan	HOL039	1600	120		HD039	Yes	No		2	UNT208RS		A	NA	NR	* NO ECU REQD. For vehicles with Reverse Sensors
WH, WK, WL	6/99 - 7/06	Sedan	HOL019H	2100	210		HD132H	Yes	No		2	UNT208	2	NA	NA	NR	* NO ECU REQD
WH, WK, WL	6/99 - 7/06	Sedan	HOL019H	2100	210		HD132H	Yes	No		2	UNT208RS		A	NA	NR	* NO ECU REQD. For vehicles with Reverse Sensors
WH, WK, WL	6/99 - 7/06	Sedan	HOL039	1600	120		HD039	Yes	No		2	UNT208	2	NA	NA	NR	* NO ECU REQD
WM	8/06 - ON	Sedan	HOL022H	2100	210		HD132H	Yes	Yes		2	UNT259		NA	NA	NR	* ECU REQD
WM	8/06 - ON	Sedan	HOL050	1200	120	FF2	HD050	Yes	Yes		2	UNT259		NA	NA	NR	* ECU REQD
WM	9/06 - ON	Sedan	HOL022H	2100	210		HD132H	Yes	Yes		2	UNT261RS		A			* ECU REQD. REVERSE PARK SENSOR CONNECTOR WILL BE FOUND ON THE L/H/SIDE FOR A WAGON AND THE R/H/SIDE FOR THE SEDAN

HAULTEC TOWING 2ND EDITION - VISIT WWW.AUTOLINESALES.COM.AU FOR THE MOST UP TO DATE INFO. | 63



TOWING

DESCRIPTION	YEAR	TYPE	TOWBAR PART No.	T CAP (KG)	BW (KG)	LUG TYPE	LUG No.	REMOVE BUMPER	BUMPER CUT OUT	EXP/CON	FITMENT	DIR. FIT WIRE HARNESS PART No.	WIRING	REVERSE SENSOR	FOG CUT OFF	DEALER CODING	FITMENT NOTES *Refer to owners manual for towing capacity and additional requirement.
-------------	------	------	-----------------	------------	---------	----------	---------	---------------	----------------	---------	---------	--------------------------------	--------	----------------	-------------	---------------	------------------------------------------------------------------------------------------

HOLDEN

See terminology page for details / abbreviations

CAPRICE

WM	9/06 - ON	Sedan	HOL050	1200	120	FF2	HD050	Yes	Yes		2	UNT261RS		A			* ECU REQD. For vehicles with Reverse Sensors
----	-----------	-------	--------	------	-----	-----	-------	-----	-----	--	---	----------	--	---	--	--	-----------------------------------------------

CAPTIVA

CG 5 & 7 SEATER	10/06 - ON	Wagon	HOL023H	2000	200		HD132H	Yes	Yes		2	UNT508	1	A	NA	NR	* ECU REQD
-----------------	------------	-------	---------	------	-----	--	--------	-----	-----	--	---	--------	---	---	----	----	------------

COLORADO

RC 2WD & 4WD NO BUMPER	3/08 - 5/12	Cab Chassis/ Ute	MIL290050	3000	300	S50	HD014H				2	UNT285	1	NA	NA	NR	* ECU REQD
RC 2WD & 4WD NO BUMPER	3/08 - 6/12	Cab Chassis/ Ute	MIL290050	3000	300	S50	HD014H				2	18090506J	2	NA	A		* EJ Harness.
RC 2WD & 4WD NO BUMPER. TRAY BACK ONLY	3/08 - 5/12	Cab Chassis	HOL017H	3000	300		MT001	No	No		2	UNT285	1	NA	NA	NR	* NO ECU REQD. Towing capacity varies between models, refer owners manual.
RC 2WD & 4WD NO BUMPER. TRAY BACK ONLY	3/08 - 5/12	Cab Chassis	HOL017H	3000	300		MT001	No	No		2	18090506J	2	NA	A		* NO ECU REQD. EJ Harness. Towing capacity varies between models, refer owners manual.
RC 2WD & 4WD NO BUMPER. TRAY BACK ONLY	3/08 - 5/12	Cab Chassis	HOL046	1000	90		HD046	No	No			UNT285	1	NA	NA	NR	* NO ECU REQD. Towing capacity varies between models, refer owners manual.
RC 2WD & 4WD NO BUMPER. TRAY BACK ONLY	3/08 - 5/12	Cab Chassis	HOL046	1000	90		HD046	No	No			18090506J	2	NA	A		* NO ECU REQD. EJ Harness. Towing capacity varies between models, refer owners manual.
RC 2WD & 4WD NO BUMPER. TUB BODY ONLY	1/07 - 5/12	Ute	HOL024H	3000	300		HD132H	Yes	Yes		2	18090506J	2	NA	A		* EJ Harness.
RC 2WD & 4WD NO BUMPER. TUB BODY ONLY	3/08 - 5/12	Ute	HOL024H	3000	300		HD132H	Yes	Yes		2	UNT285	1	NA	NA	NR	* ECU REQD
RC 2WD & 4WD WITH BUMPER/STEP	3/08 - 5/12	Ute	HOL014H	3000	300		MT001L	No	No		2	UNT285	1	NA	NA	NR	* ECU REQD
RC 2WD & 4WD WITH BUMPER/STEP	3/08 - 5/12	Ute	HOL014H	3000	300		MT001L	No	No		2	18090506J	2	NA	A		* EJ Harness.
RC 2WD & 4WD WITH BUMPER/STEP	3/08 - 5/12	Cab Chassis/ Ute	MIL290100	3000	300	S50					2	UNT285	1	NA	NA	NR	* ECU REQD
RC 2WD & 4WD WITH BUMPER/STEP	3/08 - 5/12	Cab Chassis/ Ute	MIL290100	3000	300	S50					2	18090506J	2	NA	A		* EJ Harness.
RG 2&4WD STYLESIDE WITH BUMPER.	6/12 - ON	Ute	MIL290575	3500	350	S50		Yes	No		2	750024ZT					* EJ Harness. CAN-Bus Harness
RG 2WD & 4WD NO BUMPER.	6/12 - ON	Cab Chassis/ Ute	HOL026H	3500	350	S50		No	No		2	750024ZT					* EJ Harness. CAN-Bus Harness



DESCRIPTION	YEAR	TYPE	TOWBAR PART No.	T CAP (KG)	BW (KG)	LUG TYPE	LUG No.	REMOVE BUMPER	BUMPER CUT OUT	EXP/CON	FITMENT	DIR. FIT WIRE HARNESS PART No.	WIRING	REVERSE SENSOR	FOG CUT OFF	DEALER CODING	FITMENT NOTES *Refer to owners manual for towing capacity and additional requirement
-------------	------	------	-----------------	------------	---------	----------	---------	---------------	----------------	---------	---------	--------------------------------	--------	----------------	-------------	---------------	-----------------------------------------------------------------------------------------

HOLDEN See terminology page for details / abbreviations

COLORADO

RG 2WD & 4WD NO BUMPER.	6/12 - ON	Cab Chassis/ Ute	HOL503H	3500	350	S50		No	No		1	750024ZT					* EJ Harness. CAN-Bus Harness
RG 2WD & 4WD NO BUMPER.	6/12 - ON	Ute	MIL290575	3500	350	S50		Yes	No		2	750024ZT					* EJ Harness. CAN-Bus Harness
RG 2WD & 4WD WITH BUMPER/STEP.	6/12 - ON	Ute	HOL025H	3500	350	S50		Yes	No		2	750024ZT					* EJ Harness. CAN-Bus Harness
RG 2WD & 4WD WITH BUMPER/STEP.	6/12 - ON	Ute	HOL504H	3500	350	S50		No	No		1	750024ZT					* EJ Harness. CAN-Bus Harness

COLORADO 7

RG	7/12 - ON	MPV	MIL290700	3000	300	S50		No	Yes		2	750024ZT					* EJ Harness. CAN-Bus Harness
----	-----------	-----	-----------	------	-----	-----	--	----	-----	--	---	----------	--	--	--	--	-------------------------------

COMBO

SB	12/95 - 9/01	Van	HOL701	1200	50	EF2		Yes	No		2	UNT022	1	NA	NA	NA	* NO ECU REQD (UNIVERSAL WIRING KIT)
----	--------------	-----	--------	------	----	-----	--	-----	----	--	---	--------	---	----	----	----	--------------------------------------

COMMODORE - Sedan

VB, VC, VH, VK, VL	10/78 - 7/88	Sedan	HOL019	1250	90		HD019	Yes	No		2	UNT022	1	NA	NA	NA	* NO ECU REQD. Does not fit with long range fuel tank (UNIVERSAL WIRING KIT)
VN, VP, VR, VS V8 NON IRS	8/88 - 8/97	Sedan	HOL006H	2100	150		HD006	Yes	No		2	UNT207		NA	NA	NR	* NO ECU REQD.
VN, VP, VR, VS V8 NON IRS	8/88 - 8/97	Sedan	HOL032	1250	90		HD027	No	No		1	UNT207		NA	NA	NR	* NO ECU REQD.
VN, VP, VR, VS	8/88 - 8/97	Sedan	HOL002H	2100	210		HD002	Yes	Yes		2	UNT207		NA	NA	NR	* NO ECU REQD
VN, VP, VR, VS	8/88 - 8/97	Sedan	HOL031	1250	90		HD027	No	No		1	UNT207		NA	NA	NR	* NO ECU REQD. Fits standard fuel tank only
VP, VR, VS	10/91 - 8/97	Sedan	HOL007H	2100	210		HD002	Yes	No		2	UNT207		NA	NA	NR	* NO ECU REQD
VP, VR, VS V6 IRS	10/91 - 8/97	Sedan	HOL036	1250	90		HD027	No	No		1	UNT207		NA	NA	NR	* NO ECU REQD. V6 has silver fuel tank
VP, VR, VS	9/91 - 8/97	Sedan	HOL009H	2100	210		HD002	Yes	No		2	UNT207		NA	NA	NR	* NO ECU REQD. V8 has black fuel tank
VP, VR, VS V8 WITH IRS	9/91 - 8/97	Sedan	HOL033	1250	90		HD027	No	No		1	UNT207		NA	NA	NR	* NO ECU REQD. V8 has black fuel tank
VT, VX	9/97 - 9/02	Sedan	HOL013H	2100	210		HD132H	Yes	Yes		3	UNT208	2	NA	NA	NR	* NO ECU REQD. Fits through bumper. Can use HOL011H but special order only
VT, VX	9/97 - 9/02	Sedan	HOL013H	2100	210		HD132H	Yes	Yes		3	UNT208RS		A	NA	NR	* NO ECU REQD. For vehicles with Reverse Sensors
VT, VX	9/97 - 9/02	Sedan	HOL039	1600	120		HD039	Yes	No		2	UNT208	2	NA	NA	NR	* NO ECU REQD
VX	10/00 - 9/02	Sedan	HOL039	1600	120		HD039	Yes	No		2	UNT208RS		A	NA	NR	* NO ECU REQD. For vehicles with Reverse Sensors
VY, VZ	9/02 - 6/06	Sedan	HOL018H	2100	210		HD132H	Yes	No		2	UNT208	2	NA	NA	NR	* NO ECU REQD. Shorter outer box than HOL013H



TOWING

DESCRIPTION	YEAR	TYPE	TOWBAR PART No.	T CAP (KG)	BW (KG)	LUG TYPE	LUG No.	REMOVE BUMPER	BUMPER CUT OUT	EXP/CON	FITMENT	DIR. FIT WIRE HARNESS PART No.	WIRING	REVERSE SENSOR	FOG CUT OFF	DEALER CODING	FITMENT NOTES *Refer to owners manual for towing capacity and additional requirement
-------------	------	------	-----------------	------------	---------	----------	---------	---------------	----------------	---------	---------	--------------------------------	--------	----------------	-------------	---------------	-----------------------------------------------------------------------------------------

HOLDEN

See terminology page for details / abbreviations

COMMODORE - Sedan

VY, VZ	9/02 - 6/06	Sedan	HOL018H	2100	210		HD132H	Yes	No		2	UNT208RS		A	NA	NR	* NO ECU REQD. For vehicles with Reverse Sensors
VY, VZ	9/02 - 6/06	Sedan	HOL039VY	1600	120		HD039VY	Yes	No		2	UNT208	2	NA	NA	NR	* NO ECU REQD. Lug is 50mm shorter than HOL039
VY, VZ UNDERNEATH BUMPER	9/02 - 6/06	Sedan	HOL039VY	1600	120		HD039VY	Yes	No		2	UNT208RS		A	NA	NR	* NO ECU REQD. For vehicles with Reverse Sensors
VE	7/06 - 5/13	Sedan	MIL290025	2100	180	S50	HD132H				2	UNT259		NA	NA	NR	* ECU REQD
VE	8/06 - ON	Sedan	HOL050	1200	120	FF2	HD050	Yes	Yes		2	UNT259		NA	NA	NR	* ECU REQD
VE	9/06 - ON	Sedan	HOL050	1200	120	FF2	HD050	Yes	Yes		2	UNT261RS		A			* ECU REQD. For vehicles with Reverse Sensors
VE	9/06 - ON	Sedan	MIL290025	2100	180	S50	HD132H				2	UNT261RS		A			* ECU REQD. For vehicles with Reverse Sensors
VE WILL FIT CLUBSPORT SEDAN	7/06 - 5/13	Sedan	HOL020H	2100	210	S50	HD132H	Yes	Yes		2	UNT259		NA	NA	NR	* ECU REQD
VE WILL FIT CLUBSPORT SEDAN	9/06 - ON	Sedan	HOL020H	2100	210	S50	HD132H	Yes	Yes		2	UNT261RS		A			* ECU REQD. For vehicles with Reverse Sensors
VF	5/13 - ON	Sedan	HOL022H	2100	210		HD132H	Yes	Yes		2	UNTEC2W	0	NA	NA	NR	* ECU REQD (UNIVERSAL WIRING KIT)
VF	5/13 - ON	Sedan	HOL050	1200	120	FF2	HD050	Yes	Yes		2	UNT300	2	NA	NA	NA	* ECU REQD (UNIVERSAL WIRING KIT)
VF FOR THE SS MODEL USE HOL022H	5/13 - ON	Sedan	HOL020H	2100	210	S50	HD132H	Yes	Yes		2	UNT300	2	NA	NA	NA	* ECU REQD (UNIVERSAL WIRING KIT)

COMMODORE - Ute

VG, VP, VR, VS	8/88 - 12/00	Ute	HOL008H	2000	150		HD008	No	No		2	UNT207		NA	NA	NR	* NO ECU REQD. Heavy duty rear springs must be fitted (warranty void if not fitted)
VG, VP, VR, VS	8/88 - 12/00	Ute	HOL021	1250	90		HD020	Yes	Yes		2	UNT207		NA	NA	NR	* NO ECU REQD. Heavy duty rear springs must be fitted (warranty void if not fitted)
VU, VY, VZ MALOO UTE ONLY	1/01 - 9/07	Ute	HOL012HM	1600	160	S50		No	Yes		3	UNT208	2	NA	NA	NR	* NO ECU REQD. HITCH BOX FINISHES BEHIND THE BUMPER
VU, VY, VZ NOT MALOO UTE	1/01 - 9/07	Ute	HOL012H	1600	160		MT001	Yes	Yes		2	UNT208	2	NA	NA	NR	* NO ECU REQD. Bumper cut & new tongue required to fit Maloo. See Boronia for tongue details
VU, VY, VZ NOT MALOO UTE	1/01 - 9/07	Ute	HOL012H	1600	160		MT001	Yes	Yes		2	UNT208RS		A	NA	NR	* NO ECU REQD. For vehicles with Reverse Sensors
VU, VY, VZ NOT MALOO UTE	1/01 - 9/07	Ute	HOL043	1200	90		HD043	No	No		2	UNT208	2	NA	NA	NR	* NO ECU REQD.
VU, VY, VZ NOT MALOO UTE	1/01 - 9/07	Ute	HOL043	1200	90		HD043	No	No		2	UNT208RS		A	NA	NR	* NO ECU REQD. For vehicles with Reverse Sensors
VE FITS MALOO UTE	10/07 - 4/13	Ute	HOL021H	1600	160	S50	HD132H	Yes	Yes		2	UNT275G	1	A		NR	* Suits models with Reverse Park Sensors. ECU REQD
VE FITS MALOO UTE	10/07 - 4/13	Ute	HOL021H	1600	160	S50	HD132H	Yes	Yes		2	UNT275	1	NA		NR	* DOES NOT suit models with Reverse Park Sensors. ECU REQD



DESCRIPTION	YEAR	TYPE	TOWBAR PART No.	T CAP (KG)	BW (KG)	LUG TYPE	LUG No.	REMOVE BUMPER	BUMPER CUT OUT	EXP/CON	FITMENT	DIR. FIT WIRE HARNESS PART No.	WIRING	REVERSE SENSOR	FOG CUT OFF	DEALER CODING	FITMENT NOTES *Refer to owners manual for towing capacity and additional requirement
-------------	------	------	-----------------	------------	---------	----------	---------	---------------	----------------	---------	---------	--------------------------------	--------	----------------	-------------	---------------	-----------------------------------------------------------------------------------------

HOLDEN

See terminology page for details / abbreviations

COMMODORE - Ute

VE FITS MALOO UTE	10/07 - 4/13	Ute	HOL052	1200	120	FF2	HD052	Yes	Yes		2	UNT275G	1	A		NR	* Suits models with Reverse Park Sensors. ECU REQD
VE FITS MALOO UTE	10/07 - 4/13	Ute	HOL052	1200	120	FF2	HD052	Yes	Yes		2	UNT275	1	NA		NR	* DOES NOT suit models with Reverse Park Sensors. ECU REQD
VE FITS MALOO UTE	9/07 - 5/13	Ute	HOL021H	1600	160	S50	HD132H	Yes	Yes		2	UNT275RS	1	A	NA	NA	* Suit models with Reverse Park Sensors. ECU REQD
VE FITS MALOO UTE	9/07 - 5/13	Ute	HOL052	1200	120	FF2	HD052	Yes	Yes		2	UNT275RS	1	A	NA	NA	* Suit models with Reverse Park Sensors. ECU REQD
VE NOT MALOO UTE	10/07 - 4/13	Ute	MIL290000	1600	160	S50						UNT275G	1	A		NR	* Suits models with Reverse Park Sensors. ECU REQD
VE NOT MALOO UTE	10/07 - 4/13	Ute	MIL290000	1600	160	S50						UNT275	1	NA		NR	* DOES NOT suit models with Reverse Park Sensors. ECU REQD
VE NOT MALOO UTE	9/07 - 5/13	Ute	MIL290000	1600	160	S50						UNT275RS	1	A	NA	NA	* Suit models with Reverse Park Sensors. ECU REQD
VF	5/13 - ON	Ute	HOL021H	1600	160	S50	HD132H	Yes	Yes		2	UNTEC2W	0	NA	NA	NR	* ECU REQD (UNIVERSAL WIRING KIT)
VF	5/13 - ON	Ute	HOL052	1200	120	FF2	HD052	Yes	Yes		2	UNTEC2W	0	NA	NA	NR	* ECU REQD (UNIVERSAL WIRING KIT)

COMMODORE - Wagon

VB, VC, VH, VK, VL	10/78 - 9/88	Wagon	HOL001H	2000	150		HD001	No	No		3	UNT022	1	NA	NA	NA	* NO ECU REQD (UNIVERSAL WIRING KIT)
VB, VC, VH, VK, VL	10/78 - 9/88	Wagon	HOL020	1250	90		HD020	No	No		2	UNT022	1	NA	NA	NA	* NO ECU REQD (UNIVERSAL WIRING KIT)
VN, VP, VR, VS	1/88 - 9/87	Wagon	HOL001H	2000	150		HD001	No	No		3	UNT207		NA	NA	NR	* NO ECU REQD
VN, VP, VR, VS	1/88 - 9/87	Wagon	HOL020	1250	90		HD020	No	No		2	UNT207		NA	NA	NR	* NO ECU REQD
VT, VX	9/97 - 9/02	Wagon	HOL013H	2100	210		HD132H	Yes	Yes		3	UNT208	2	NA	NA	NR	* NO ECU REQD. Fits through bumper. Can use HOL011H but special order only
VT, VX	9/97 - 9/02	Wagon	HOL013H	2100	210		HD132H	Yes	Yes		3	UNT208RS		A	NA	NR	* NO ECU REQD. For vehicles with Reverse Sensors
VT, VX	9/97 - 9/02	Wagon	HOL039	1600	120		HD039	Yes	No		2	UNT208	2	NA	NA	NR	* NO ECU REQD
VT, VX	9/97 - 9/02	Wagon	HOL039C	1600	90		HD39VX C	Yes	No		2	UNT208RS		A	NA	NR	* NO ECU REQD. For vehicles with Reverse Sensors
VT, VX	9/97 - 9/02	Wagon	HOL039C	1600	90		HD39VX C	Yes	No		2	UNT208	2	NA	NA	NR	* NO ECU REQD
VY, VZ	9/02 - 7/07	Wagon	HOL018H	2100	210		HD132H	Yes	No		2	UNT208	2	NA	NA	NR	* NO ECU REQD. Shorter outer box than HOL013H
VY, VZ	9/02 - 7/07	Wagon	HOL018H	2100	210		HD132H	Yes	No		2	UNT208RS		A	NA	NR	* NO ECU REQD. For vehicles with Reverse Sensors
VY, VZ	9/02 - 7/07	Wagon	HOL039VY	1600	120		HD039V Y	Yes	No		2	UNT208	2	NA	NA	NR	* NO ECU REQD. Lug is 50mm shorter than HOL039

TOWING

DESCRIPTION	YEAR	TYPE	TOWBAR PART No.	T CAP (KG)	BW (KG)	LUG TYPE	LUG No.	REMOVE BUMPER	BUMPER CUT OUT	EXP/CON	FITMENT	DIR. FIT WIRE HARNESS PART No.	WIRING	REVERSE SENSOR	FOG CUT OFF	DEALER CODING	FITMENT NOTES *Refer to owners manual for towing capacity and additional requirement
-------------	------	------	-----------------	------------	---------	----------	---------	---------------	----------------	---------	---------	--------------------------------	--------	----------------	-------------	---------------	-----------------------------------------------------------------------------------------

HOLDEN See terminology page for details / abbreviations

COMMODORE - Wagon

VY, VZ UNDERNEATH BUMPER	9/02 - 7/07	Wagon	HOL039VY	1600	120		HD039VY	Yes	No		2	UNT208RS		A	NA	NR	* NO ECU REQD. For vehicles with Reverse Sensors
VE	8/06 - ON	Wagon	HOL050	1200	120	FF2	HD050	Yes	Yes		2	UNT259		NA	NA	NR	* ECU REQD
VE	8/06 - ON	Wagon	MIL290075	2100	210	S50						UNT259		NA	NA	NR	* ECU REQD
VE	9/06 - ON	Wagon	HOL050	1200	120	FF2	HD050	Yes	Yes		2	UNT261RS		A			* ECU REQD. For vehicles with Reverse Sensors
VE	9/06 - ON	Wagon	MIL290075	2100	210	S50						UNT261RS		A			* ECU REQD. For vehicles with Reverse Sensors
VE WILL FIT CLUBSPORT SEDAN	3/08 - 5/13	Wagon	HOL020H	2100	210	S50	HD132H	Yes	Yes		2	UNT259		NA	NA	NR	* ECU REQD
VE WILL FIT CLUBSPORT SEDAN	9/06 - ON	Wagon	HOL020H	2100	210	S50	HD132H	Yes	Yes		2	UNT261RS		A			* ECU REQD. For vehicles with Reverse Sensors
VF	5/13 - ON	Wagon	HOL050	1200	120	FF2	HD050	Yes	Yes		2	UNT300	2	NA	NA	NA	* ECU REQD (UNIVERSAL WIRING KIT)
VF	5/13 - ON	Wagon	HOL505H	2100	210	S50	L4120	Yes	Yes		1	UNT300	2	NA	NA	NA	* ECU REQD (UNIVERSAL WIRING KIT)

CREWMAN

VY, VZ	9/03 - 12/07	Ute	HOL016H	2500	250		MT001	No	No		2	UNT208	2	NA	NA	NR	* NO ECU REQD
VY, VZ	9/03 - 12/07	Ute	HOL016H	2500	250		MT001	No	No		2	UNT208RS		A	NA	NR	* NO ECU REQD. For vehicles with Reverse Sensors

CRUZE

JG, JH	5/09 - On	Sedan	HOL053	1200	90	FF2	HD053	Yes	Yes		2	UNT304	2	NA	NA	NR	* ECU REQD
JG, JH	11/11 - ON	Hatchback	HOL055	1200	90	FF2	HD055	Yes	Yes		2	UNT778	3				* ECU REQD
JH	11/11 - ON	Wagon	HOL056	1200	90	FF2	HD056	Yes	No		2	UNTEC2W	0	NA	NA	NR	* ECU REQD (UNIVERSAL WIRING KIT)

H SERIES

HG, HK, HT	1/68 - 7/71	Sedan/ Ute/ Van/ Wagon	HOL012	1000	90		HD012	No	No		3	UNT022	1	NA	NA	NA	* NO ECU REQD (UNIVERSAL WIRING KIT)
HQ, HT, HX, HZ TRAYBACK	5/69 - 4/80	Ute/ Van	HOL015B	1250	90		HD015	No	No		2	UNT022	1	NA	NA	NA	* NO ECU REQD. INCLUDES 1 TONNER (UNIVERSAL WIRING KIT)
HJ, HQ, HX, HZ	8/71 - 4/80	Ute/ Van	HOL010H	2300	150		MT001	No	No		2	UNT022	1	NA	NA	NA	* NO ECU REQD (UNIVERSAL WIRING KIT)
HJ, HQ, HX, HZ	8/71 - 4/80	Sedan/ Wagon	HOL014	1250	90		HD014	No	No		2	UNT022	1	NA	NA	NA	* NO ECU REQD (UNIVERSAL WIRING KIT)
HQ FITS MOST MODELS WITH LPG	8/71 - 10/74	Ute/ Van	HOL015	1250	90		HD015	No	No		2	UNT022	1	NA	NA	NA	* NO ECU REQD. (UNIVERSAL WIRING KIT)

JACKAROO

UBS	1984 - 6/85	Wagon	HOL028	1000	80		HD028	Yes	No		2	UNT022	1	NA	NA	NA	* NO ECU REQD (UNIVERSAL WIRING KIT)
-----	-------------	-------	--------	------	----	--	-------	-----	----	--	---	--------	---	----	----	----	--------------------------------------



DESCRIPTION	YEAR	TYPE	TOWBAR PART No.	T CAP (KG)	BW (KG)	LUG TYPE	LUG No.	REMOVE BUMPER	BUMPER CUT OUT	EXP/CON	FITMENT	DIR. FIT WIRE HARNESS PART No.	WIRING	REVERSE SENSOR	FOG CUT OFF	DEALER CODING	FITMENT NOTES *Refer to owners manual for towing capacity and additional requirement
-------------	------	------	-----------------	------------	---------	----------	---------	---------------	----------------	---------	---------	--------------------------------	--------	----------------	-------------	---------------	-----------------------------------------------------------------------------------------

HOLDEN

See terminology page for details / abbreviations

JACKAROO

UBS	7/85 - 3/92	Wagon	HOL028A	1000	80		HD028	Yes	No		2	UNT022	1	NA	NA	NA	* NO ECU REQD (UNIVERSAL WIRING KIT)
UBS	4/92 - 9/04	Wagon	HOL005H	2500	150		MT001	No	No		2	UNT022	1	NA	NA	NA	* NO ECU REQD (UNIVERSAL WIRING KIT)
UBS	4/92 - 9/04	Wagon	HOL034	1000	80		HD034	No	No		2	UNT022	1	NA	NA	NA	* NO ECU REQD (UNIVERSAL WIRING KIT)

MONARO

V2, VZ	12/01 - 7/06	Coupe	HOL044	1200	90		HD044	Yes	No		2	UNT208	2	NA	NA	NR	* NO ECU REQD
V2, VZ	12/01 - 7/06	Coupe	HOL044	1200	90		HD044	Yes	No		2	UNT208RS		A	NA	NR	* NO ECU REQD. For vehicles with Reverse Sensors

NOVA

LE, LF	2/89 - 8/94	Hatchback	TOY093	800	70	FF2	TY093	Yes	No		3	UNT022	1	NA	NA	NA	* NO ECU REQD (UNIVERSAL WIRING KIT)
LE, LF LIFTBACK AND SECA	8/89 - 9/94	Sedan	TOY092	800	70	FF2	TY092	No	No		2	UNT022	1	NA	NA	NA	* NO ECU REQD. (UNIVERSAL WIRING KIT)
LG	10/94 - 8/96	Hatchback	TOY080	850	70	FF2	TY080	No	No		1	UNT214		NA	NA	NR	* NO ECU REQD
LG INCLUDES LIFTBACK	10/94 - 8/96	Sedan	TOY094	850	70	FF2	TY094	No	No		1	UNT214		NA	NA	NR	* NO ECU REQD.

ONE TONNER

VY, VZ	5/03 - 9/07	Cab Chassis	HOL015H	2100	210		MT001	No	No		2	UNT022	1	NA	NA	NA	* NO ECU REQD. Fits 2300mm tray only. longer lug req for 2400mm trays (UNIVERSAL WIRING KIT)
VY, VZ	5/03 - 9/07	Cab Chassis	HOL045	1000	90		HD045	No	No		2	UNT022	1	NA	NA	NA	* NO ECU REQD. Fits 2300mm tray only. For 2400mm trays use HOL015H with MT001L (UNIVERSAL WIRING KIT)

RODEO

KB, TF 2WD & 4WD NO BUMPER	1/81 - 6/88	Cab Chassis/ Ute	HOL022	1000	80		HD022	No	No		1	UNT022	1	NA	NA	NA	* NO ECU REQD. (UNIVERSAL WIRING KIT)
KB, TF 2WD & 4WD NO BUMPER	1/81 - 6/88	Cab Chassis/ Ute	HOL004H	1800	180		MT001	No	No		1	UNT022	1	NA	NA	NA	* NO ECU REQD. (UNIVERSAL WIRING KIT)
TF 2WD & 4WD	7/88 - 2/03	Cab Chassis/ Ute	HOL022	1000	80		HD022	No	No		1	UNT221		NA	NA	NR	* NO ECU REQD.
TF 2WD & 4WD NO BUMPER	7/88 - 2/03	Cab Chassis/ Ute	HOL004H	1800	180		MT001	No	No		1	UNT221		NA	NA	NR	* NO ECU REQD.
RA 2WD & 4WD NO BUMPER	2/03 - 7/05	Cab Chassis/ Ute	MIL290050	3000	300	S50	HD014H				2	UNT240		NA	NA	NR	* NO ECU REQD. Towing capacity varies between models, refer owners manual.

TOWING

DESCRIPTION	YEAR	TYPE	TOWBAR PART No.	T CAP (KG)	BW (KG)	LUG TYPE	LUG No.	REMOVE BUMPER	BUMPER CUT OUT	EXP/CON	FITMENT	DIR. FIT WIRE HARNESS PART No.	WIRING	REVERSE SENSOR	FOG CUT OFF	DEALER CODING	FITMENT NOTES *Refer to owners manual for towing capacity and additional requirement
-------------	------	------	-----------------	------------	---------	----------	---------	---------------	----------------	---------	---------	--------------------------------	--------	----------------	-------------	---------------	-----------------------------------------------------------------------------------------

HOLDEN

See terminology page for details / abbreviations

RODEO

RA 2WD & 4WD NO BUMPER. TRAY BACK ONLY	2/03 - 7/05	Cab Chassis	HOL017H	3000	300		MT001	No	No		2	UNT240		NA	NA	NR	* NO ECU REQD. Towing capacity varies between models, refer owners manual.
RA 2WD & 4WD NO BUMPER. TRAY BACK ONLY	2/03 - 7/05	Cab Chassis	HOL046	1000	90		HD046	No	No			UNT240		NA	NA	NR	* NO ECU REQD. Towing capacity varies between models, refer owners manual.
RA 2WD & 4WD NO BUMPER. TUB BODY ONLY	2/03 - 7/05	Ute	HOL024H	3000	300		HD132H	Yes	Yes		2	UNT240		NA	NA	NR	* NO ECU REQD. Towing capacity varies between models, refer owners manual.
RA 2WD & 4WD NO BUMPER. TUB BODY ONLY	8/05 - 2/08	Ute	HOL024H	3000	300		HD132H	Yes	Yes		2	UNT252		NA	NA	NR	* NO ECU REQD. Towing capacity varies between models, refer owners manual.
RA 2WD & 4WD WITH BUMPER/STEP	2/03 - 7/05	Ute	HOL014H	3000	300		MT001L	No	No		2	UNT240		NA	NA	NR	* NO ECU REQD.
RA 2WD & 4WD WITH BUMPER/STEP	8/05 - 2/08	Ute	HOL014H	3000	300		MT001L	No	No		2	UNT252		NA	NA	NR	* NO ECU REQD.
RA 2WD & 4WD NO BUMPER. TRAY BACK ONLY	8/05 - 2/08	Cab Chassis	HOL046	1000	90		HD046	No	No			UNT252		NA	NA	NR	* NO ECU REQD. Towing capacity varies between models, refer owners manual.
RA 2WD & 4WD NO BUMPER	1/06 - 10/08	Cab Chassis/ Ute	MIL290050	3000	300	S50	HD014H				2	18090506J	2	NA	A		* EJ Harness.
RA 2WD & 4WD NO BUMPER	3/08 - 5/12	Cab Chassis/ Ute	MIL290050	3000	300	S50	HD014H				2	UNT285	1	NA	NA	NR	* ECU REQD
RA 2WD & 4WD NO BUMPER. TRAY BACK ONLY	8/05 - 2/08	Cab Chassis	HOL017H	3000	300		MT001	No	No		2	UNT252		NA	NA	NR	* NO ECU REQD. Towing capacity varies between models, refer owners manual.

STATESMAN

WB	5/80 - 7/85	Sedan	HOL024	1250	90		HD024	No	No		1	UNT022	1	NA	NA	NA	* NO ECU REQD (UNIVERSAL WIRING KIT)
VQ, VR, VS	9/91 - 8/97	Sedan	HOL009H	2100	210		HD002	Yes	No		2	UNT207		NA	NA	NR	* NO ECU REQD. V8 has black fuel tank
VQ, VR, VS V8 WITH IRS	9/91 - 8/97	Sedan	HOL033	1250	90		HD027	No	No		1	UNT207		NA	NA	NR	* NO ECU REQD. V8 has black fuel tank
WH, WK, WL	6/99 - 7/06	Sedan	HOL019H	2100	210		HD132H	Yes	No		2	UNT208	2	NA	NA	NR	* NO ECU REQD
WH, WK, WL	6/99 - 7/06	Sedan	HOL019H	2100	210		HD132H	Yes	No		2	UNT208RS		A	NA	NR	* NO ECU REQD. For vehicles with Reverse Sensors
WH, WK, WL	6/99 - 7/06	Sedan	HOL039	1600	120		HD039	Yes	No		2	UNT208	2	NA	NA	NR	* NO ECU REQD
WM	8/06 - ON	Sedan	HOL022H	2100	210		HD132H	Yes	Yes		2	UNT259		NA	NA	NR	* ECU REQD
WM	8/06 - ON	Sedan	HOL050	1200	120	FF2	HD050	Yes	Yes		2	UNT259		NA	NA	NR	* ECU REQD



DESCRIPTION	YEAR	TYPE	TOWBAR PART No.	T CAP (KG)	BW (KG)	LUG TYPE	LUG No.	REMOVE BUMPER	BUMPER CUT OUT	EXP/CON	FITMENT	DIR. FIT WIRE HARNESS PART No.	WIRING	REVERSE SENSOR	FOG CUT OFF	DEALER CODING	FITMENT NOTES *Refer to owners manual for towing capacity and additional requirement
-------------	------	------	-----------------	------------	---------	----------	---------	---------------	----------------	---------	---------	--------------------------------	--------	----------------	-------------	---------------	-----------------------------------------------------------------------------------------

HOLDEN

See terminology page for details / abbreviations

STATESMAN

WM	9/06 - ON	Sedan	HOL022H	2100	210		HD132H	Yes	Yes		2	UNT261RS		A			* ECU REQD. REVERSE PARK SENSOR CONNECTOR WILL BE FOUND ON THE L/H/SIDE FOR A WAGON AND THE R/H/SIDE FOR THE SEDAN
WM	9/06 - ON	Sedan	HOL050	1200	120	FF2	HD050	Yes	Yes		2	UNT261RS		A			* ECU REQD. For vehicles with Reverse Sensors

SUNBIRD

LX, UC	8/77 - 12/80	Sedan	HOL016	900	90		HD016	No	No		2	UNT022	1	NA	NA	NA	* NO ECU REQD. UC model requires spacer blocks (UNIVERSAL WIRING KIT)
--------	--------------	-------	--------	-----	----	--	-------	----	----	--	---	--------	---	----	----	----	-----------------------------------------------------------------------

TORANA

LH, LJ, LX, UC	2/72 - 12/79	Hatchback/ Sedan	HOL016	900	90		HD016	No	No		2	UNT022	1	NA	NA	NA	* NO ECU REQD. UC model requires spacer blocks (UNIVERSAL WIRING KIT)
----------------	--------------	---------------------	--------	-----	----	--	-------	----	----	--	---	--------	---	----	----	----	-----------------------------------------------------------------------

VECTRA

JR, JS	6/97 - 3/03	Hatchback/ Sedan/ Wagon	HOL040	1200	90		HD019	No	No		2	UNT022	1	NA	NA	NA	* NO ECU REQD (UNIVERSAL WIRING KIT)
--------	-------------	-------------------------------	--------	------	----	--	-------	----	----	--	---	--------	---	----	----	----	--------------------------------------

VIVA

JF	10/05 - 12/09	Wagon	HOL048	1200	90		HD048	No	No		2	UNT022	1	NA	NA	NA	* NO ECU REQD. Lug fits slightly longer on sedan- this bar fits wagon only (UNIVERSAL WIRING KIT)
JF	9/05 - 5/09	Sedan	HOL054	1200	90	FF2	FD62	No	Yes		2	UNT022	1	NA	NA	NA	* NO ECU REQD (UNIVERSAL WIRING KIT)

WB

	4/80 - 12/85	Ute/ Van	HOL010H	2300	150		MT001	No	No		2	UNT022	1	NA	NA	NA	* NO ECU REQD (UNIVERSAL WIRING KIT)
FITS MOST MODELS WITH LPG	4/80 - 12/85	Ute/ Van	HOL015	1250	90		HD015	No	No		2	UNT022	1	NA	NA	NA	* NO ECU REQD. (UNIVERSAL WIRING KIT)
TRAYBACK	4/80 - 12/85	Ute/ Van	HOL015B	1250	90		HD015	No	No		2	UNT022	1	NA	NA	NA	* NO ECU REQD. INCLUDES 1 TONNER (UNIVERSAL WIRING KIT)

HOLDEN SPECIAL VEHICLES (HSV)

See terminology page for details / abbreviations

CLUBSPORT

VP, VR, VS	10/91 - 8/97	Sedan	HOL033SS	1250	90		HD33SS	No	No		1	UNT207		NA	NA	NR	* NO ECU REQD
VT	1/97 - 10/00	Sedan	HOL039	1600	120		HD039	Yes	No		2	UNT208	2	NA	NA	NR	* NO ECU REQD
VX	9/00 - 9/02	Sedan	HOL039C	1600	90		HD39VX C	Yes	No		2	UNT208RS		A	NA	NR	* NO ECU REQD. For vehicles with Reverse Sensors
VX	9/00 - 9/02	Sedan	HOL039C	1600	90		HD39VX C	Yes	No		2	UNT208	2	NA	NA	NR	* NO ECU REQD

TOWING

DESCRIPTION	YEAR	TYPE	TOWBAR PART No.	T CAP (KG)	BW (KG)	LUG TYPE	LUG No.	REMOVE BUMPER	BUMPER CUT OUT	EXP/CON	FITMENT	DIR. FIT WIRE HARNESS PART No.	WIRING	REVERSE SENSOR	FOG CUT OFF	DEALER CODING	FITMENT NOTES *Refer to owners manual for towing capacity and additional requirement
-------------	------	------	-----------------	------------	---------	----------	---------	---------------	----------------	---------	---------	--------------------------------	--------	----------------	-------------	---------------	-----------------------------------------------------------------------------------------

HOLDEN SPECIAL VEHICLES (HSV)

See terminology page for details / abbreviations

CLUBSPORT

VX, VY, VZ	9/00 - 12/06	Sedan	HOL013HCS	2100	150		HD132H	Yes	Yes		3	UNT208RS		A	NA	NR	* NO ECU REQD. For vehicles with Reverse Sensors
VX, VY, VZ	9/00 - 12/06	Sedan	HOL013HCS	2100	150		HD132H	Yes	Yes		3	UNT208	2	NA	NA	NR	* NO ECU REQD
VY, VZ	10/02 - 12/06	Sedan	HOL039VYC	1600	90		HD39VY C	Yes	No		2	UNT208RS		A	NA	NR	* NO ECU REQD. For vehicles with Reverse Sensors
VY, VZ	10/02 - 12/06	Sedan	HOL039VYC	1600	90		HD39VY C	Yes	No		2	UNT208	2	NA	NA	NR	* NO ECU REQD
VE WILL FIT CLUBSPORT SEDAN	8/06 - 5/13	Sedan	HOL020H	2100	210	S50	HD132H	Yes	Yes		2	UNT259		NA	NA	NR	* ECU REQD
VE WILL FIT CLUBSPORT SEDAN	9/06 - ON	Sedan	HOL020H	2100	210	S50	HD132H	Yes	Yes		2	UNT261RS		A			* ECU REQD. For vehicles with Reverse Sensors

MALOO

VU, VY, VZ MALOO UTE ONLY	1/01 - 9/07	Ute	HOL012HM	1600	160	S50		No	Yes		3	UNT208	2	NA	NA	NR	* NO ECU REQD. HITCH BOX FINISHES BEHIND THE BUMPER
VE FITS MALOO UTE	10/07 - 4/13	Ute	HOL021H	1600	160	S50	HD132H	Yes	Yes		2	UNT275G	1	A		NR	* Suits models with Reverse Park Sensors. ECU REQD
VE FITS MALOO UTE	10/07 - 4/13	Ute	HOL021H	1600	160	S50	HD132H	Yes	Yes		2	UNT275	1	NA		NR	* DOES NOT suit models with Reverse Park Sensors. ECU REQD
VE FITS MALOO UTE	10/07 - 4/13	Ute	HOL052	1200	120	FF2	HD052	Yes	Yes		2	UNT275G	1	A		NR	* Suits models with Reverse Park Sensors. ECU REQD
VE FITS MALOO UTE	10/07 - 4/13	Ute	HOL052	1200	120	FF2	HD052	Yes	Yes		2	UNT275	1	NA		NR	* DOES NOT suit models with Reverse Park Sensors. ECU REQD
VE FITS MALOO UTE	10/07 - 5/13	Ute	HOL021H	1600	160	S50	HD132H	Yes	Yes		2	UNT275RS	1	A	NA	NA	* Suit models with Reverse Park Sensors. ECU REQD
VE FITS MALOO UTE	10/07 - 5/13	Ute	HOL052	1200	120	FF2	HD052	Yes	Yes		2	UNT275RS	1	A	NA	NA	* Suit models with Reverse Park Sensors. ECU REQD

HONDA

See terminology page for details / abbreviations

ACCORD

7TH GEN, CG, CK NOT EURO	6/03 - 5/08	Sedan	HON501	1200	120	FF2	L267	Yes	Yes		2	UNT303	1	NA	NA	NR	* NO ECU REQD.
--------------------------	-------------	-------	--------	------	-----	-----	------	-----	-----	--	---	--------	---	----	----	----	----------------

ACCORD EURO

CL EURO ONLY	6/03 - 5/08	Sedan	HON002	1200	60	FF2	HN002	Yes	Yes		3	UNT303	1	NA	NA	NR	* ECU REQD
--------------	-------------	-------	--------	------	----	-----	-------	-----	-----	--	---	--------	---	----	----	----	------------

CIVIC

FD	2/06 - 5/12	Sedan	HR02227W	1200	90	FF2	7587	Yes	Yes		2	UNT022	1	NA	NA	NA	* NO ECU REQD (UNIVERSAL WIRING KIT)
----	-------------	-------	----------	------	----	-----	------	-----	-----	--	---	--------	---	----	----	----	--------------------------------------

CR-V

RD	1995 - 11/01	Wagon	HON001	1200	50		HN001	No	No		2	UNT210		NA	NA	NR	* NO ECU REQD
RD SPARE WHEEL ON BACK DOOR	12/01 - 2/07	Wagon	HON001H	1500	150		HN001H	No	No		2	UNT235		NA	NA	NR	* NO ECU REQD.
RE	2/07 - 10/12	Wagon	HON002H	1500	150		HN002H	No	Yes		2	UNT287		NA	NA	NR	* NO ECU REQD. Spare wheel inside vehicle



DESCRIPTION	YEAR	TYPE	TOWBAR PART No.	T CAP (KG)	BW (KG)	LUG TYPE	LUG No.	REMOVE BUMPER	BUMPER CUT OUT	EXP/CON	FITMENT	DIR. FIT WIRE HARNESS PART No.	WIRING	REVERSE SENSOR	FOG CUT OFF	DEALER CODING	FITMENT NOTES *Refer to owners manual for towing capacity and additional requirement
-------------	------	------	-----------------	------------	---------	----------	---------	---------------	----------------	---------	---------	--------------------------------	--------	----------------	-------------	---------------	-----------------------------------------------------------------------------------------

HONDA See terminology page for details / abbreviations

CR-V																	
RM	11/12 - ON	Wagon	HON003H	1500	150	S50	HD21H	No	Yes		2	UNT313	1	NA	NA	NA	* NO ECU REQD. WILL NOT FIT DIESEL MODEL
RM EJ Harness	11/12 - On	Wagon	HON003H	1500	150	S50	HD21H	No	Yes		2	18070520J	1	NA	NA	NA	* WILL NOT FIT DIESEL

HYUNDAI See terminology page for details / abbreviations

ACCENT																	
LC	6/00 - 5/06	Hatchback/ Sedan	HYU011	600	50		HY011	No	No		1	UNT022	1	NA	NA	NA	* NO ECU REQD (UNIVERSAL WIRING KIT)
MC	6/06 - 12/10	Hatchback/ Sedan	HYU017	1100	50		HY017	No	Yes		1	UNT503	2	NA	NA	NR	* NO ECU REQD
RB	7/11 - ON	Hatchback	HYU504	900	75	FF2	L238C				1	UNT022	1	NA	NA	NA	* NO ECU REQD (UNIVERSAL WIRING KIT)
RB	8/11 - ON	Sedan	HYU503	1000	100	FF2	L233C				1	UNT903	2	NA	NA	NR	* ECU REQD

ELANTRA																	
XD	6/00 - 9/06	Hatchback/ Sedan	HYU012	600	50		HY012	Yes	Yes		3	UNT238		NA	NA	NR	* NO ECU REQD
HD	10/06 - 5/11	Sedan	HYU016	1200	75		HY016	No	No		1	UNT022	1	NA	NA	NA	* NO ECU REQD (UNIVERSAL WIRING KIT)
MD	6/11 - ON	Sedan	HYU019	1300	90		TY033	No	No		2	UNT904	1	NA	NA	NR	* ECU REQD

EXCEL																	
X-1	10/85 - 12/89	Hatchback/ Sedan	HYU001	600	50		HY001	No	No		2	UNT229		NA	NA	NR	* NO ECU REQD
X-2	1/90 - 1/95	Hatchback/ Sedan	HYU004	600	50		HY004	No	No		2	UNT229		NA	NA	NR	* NO ECU REQD
X-3	10/94 - 6/00	Sedan	HYU007	600	50		HY007	No	No		1	UNT229		NA	NA	NR	* NO ECU REQD

GETZ																	
TB	9/02 - 6/09	Hatchback	HYU014	700	60	FF2	HY014	No	Yes		0	UNT295	1				* NO ECU REQD. Models 2006-on require 80x80mm bumper cut

GRANDEUR																	
XG	9/99 - 1/06	Sedan	HYU502	1200	90	FF2	L231	Yes	No		3	UNT022	1	NA	NA	NA	* NO ECU REQD (UNIVERSAL WIRING KIT)

i20																	
PB	6/12 - ON	Hatchback	HYU024	1000	100	FF2	CR57	Yes	Yes		2	UNT293	1	NA	NA	NA	* NO ECU REQD

i30																	
	10/07 - 5/12	Hatchback	HYU018	1200	75		FD64XR	No	No		1	UNT503	2	NA	NA	NR	* NO ECU REQD. Remove and trim plastic splash plate under vehicle
	2/08 - 4/12	Wagon	HYU018	1200	75		FD64XR	No	No		1	UNT022	1	NA	NA	NA	* NO ECU REQD (UNIVERSAL WIRING KIT)



TOWING

DESCRIPTION	YEAR	TYPE	TOWBAR PART No.	T CAP (KG)	BW (KG)	LUG TYPE	LUG No.	REMOVE BUMPER	BUMPER CUT OUT	EXP/CON	FITMENT	DIR. FIT WIRE HARNESS PART No.	WIRING	REVERSE SENSOR	FOG CUT OFF	DEALER CODING	FITMENT NOTES *Refer to owners manual for towing capacity and additional requirement
See terminology page for details / abbreviations																	
HYUNDAI																	
i30																	
GD	5/12 - ON	Wagon	HYU022	1300	75	FF2	CR057	No	Yes		2	UNT022	1	NA	NA	NA	* NO ECU REQD (UNIVERSAL WIRING KIT)
GD 5 DOOR ONLY.	5/12 - ON	Hatchback	HYU021	1200	75	FF2	TY33	Yes	No		2	UNT022	1	NA	NA	NA	* AN ECU WIRING KIT IS AVAIL. UNT906 (UNIVERSAL WIRING KIT)
i30 CW																	
	2/08 - 4/12	Wagon	HYU018	1200	75		FD64XR	No	No		1	UNT022	1	NA	NA	NA	* NO ECU REQD (UNIVERSAL WIRING KIT)
I40																	
VF	10/11 - ON	Wagon	HYU023	1500	150	FF2	HY023	No	No		1	UNT318	1	NA	NA	NA	* NO ECU REQD
i45																	
YF	1/09 - 1/13	Sedan	HYU020	1200	120	FF2	TY33	No	No		2	UNT301	1	NA	NA	NR	* NO ECU REQD
YF	1/09 - 1/13	Sedan	HYU501H	1700	170		L4120	Yes	Yes		1	UNT301	1	NA	NA	NR	* NO ECU REQD.
iLoad																	
	2/08 - On	Van	HYU006H	2000	150		TY018H	Yes	Yes		2	UNT284		NA	NA	NR	* NO ECU REQD. NO WIRING KIT AVAILABLE TO TURN OFF REVERSE PARK SENSORS
	2/08 - On	Van	MIL590000	2000	200	S50					2	UNT284		NA	NA	NR	* NO ECU REQD. Light protector available MIL590025. NO WIRING KIT AVAILABLE TO TURN OFF REVERSE PARK SENSORS
iMAX																	
	2/08 - On	Bus	HYU006H	2000	150		TY018H	Yes	Yes		2	UNT284		NA	NA	NR	* NO ECU REQD. NO WIRING KIT AVAILABLE TO TURN OFF REVERSE PARK SENSORS
ix35																	
LM	1/10 - On	Wagon	HYU005H	1600	160		HY005H	No	No		1	UNT289		NA	NA	NR	* ECU REQD
LM	1/10 - On	Wagon	HYU005H	1600	160		HY005H	No	No		1	22080521J	2	NA	A		* EJ Harness.
LM	1/10 - ON	Wagon	MIL590550	1600	120	S50		Yes	Yes		3	UNT289		NA	NA	NR	* ECU REQD
LM	1/10 - ON	Wagon	MIL590550	1600	120	S50		Yes	Yes		3	22080521J	2	NA	A		* EJ Harness.
LANTRA																	
J-1	5/91 - 8/95	Sedan	HYU005	600	50		HD014	Yes	No		3	UNT022	1	NA	NA	NA	* NO ECU REQD (UNIVERSAL WIRING KIT)
J-2	8/95 - 10/00	Sedan	HYU009	850	60		HY009	Yes	No		3	UNT022	1	NA	NA	NA	* NO ECU REQD (UNIVERSAL WIRING KIT)
J-2	7/96 - 10/00	Wagon	HYU008	850	70		HD019	No	No		2	UNT022	1	NA	NA	NA	* NO ECU REQD (UNIVERSAL WIRING KIT)
S COUPE																	
SLC	7/90 - 5/96	Coupe	HYU003	750	50		HY003	No	No		2	UNT229		NA	NA	NR	* NO ECU REQD



DESCRIPTION	YEAR	TYPE	TOWBAR PART No.	T CAP (KG)	BW (KG)	LUG TYPE	LUG No.	REMOVE BUMPER	BUMPER CUT OUT	EXP/CON	FITMENT	DIR. FIT WIRE HARNESS PART No.	WIRING	REVERSE SENSOR	FOG CUT OFF	DEALER CODING	FITMENT NOTES *Refer to owners manual for towing capacity and additional requirement
-------------	------	------	-----------------	------------	---------	----------	---------	---------------	----------------	---------	---------	--------------------------------	--------	----------------	-------------	---------------	-----------------------------------------------------------------------------------------

HYUNDAI

See terminology page for details / abbreviations

SANTA FE																	
SM	11/00 - 4/06	Wagon	HYU002H	1800	180		HD132H	No	No		2	UNT022	1	NA	NA	NA	* NO ECU REQD (UNIVERSAL WIRING KIT)
CM	5/06 - 8/12	Wagon	HYU004H	2000	200		HD132H	Yes	Yes		3	UNT319	1	NA	NA	NA	* NO ECU REQD
CM	5/06 - 8/12	Wagon	MIL590050	2000	150	S50					3	UNTEC2W	0	NA	NA	NR	* ECU REQD (UNIVERSAL WIRING KIT)
DM	9/12 - ON	Wagon	HYU007H	2000	200	S50	HD132	Yes	Yes		3	UNT905	1	NA	NA	NR	* ECU REQD

SONATA																	
Y-2	2/89 - 11/93	Sedan	HYU002	900	70		HD027	No	No		2	UNT022	1	NA	NA	NA	* NO ECU REQD (UNIVERSAL WIRING KIT)
Y-3	12/93 - 2/98	Sedan	HYU006	1200	80		HD027	No	No		1	UNT022	1	NA	NA	NA	* NO ECU REQD (UNIVERSAL WIRING KIT)
EF	3/98 - 8/01	Sedan	HYU010	1200	80		HD014	No	No		2	UNT022	1	NA	NA	NA	* NO ECU REQD (UNIVERSAL WIRING KIT)
EF	10/01 - 5/05	Sedan	HYU013	1200	80		HY013	No	No		2	UNT022	1	NA	NA	NA	* NO ECU REQD (UNIVERSAL WIRING KIT)
NF SUITS 4CYL PETROL MODEL ONLY. NOT 2010 DIESEL	6/05 - 4/10	Sedan	HYU015	1200	80		HYU15	No	Yes		2	UNT504		NA	NA	NR	* NO ECU REQD.

TERRACAN																	
HP	11/01 - 7/08	Wagon	HYU001H	2500	250		MT001	No	No		2	UNT022	1	NA	NA	NA	* NO ECU REQD (UNIVERSAL WIRING KIT)

TUCSON																	
JM	8/04 - 1/10	Wagon	HYU003H	1500	130		MT001	No	Yes		2	UNT505		A	NA	NR	* NO ECU REQD
TL	7/15 - On	Wagon	HYU505	1600	160	FF2		No	No		1	UNT336	0	A	A	NA	* ECU REQD

ISUZU

See terminology page for details / abbreviations

D-MAX																	
RC 2WD & 4WD NO BUMPER. TRAY BACK ONLY	1/07 - 5/12	Cab Chassis	HOL017H	3000	300		MT001	No	No		2	UNT285	1	NA	NA	NR	* ECU REQD
RC 2WD & 4WD NO BUMPER. TRAY BACK ONLY	1/07 - 5/12	Cab Chassis	HOL017H	3000	300		MT001	No	No		2	18090506J	2	NA	A		* EJ Harness.
RC 2WD & 4WD NO BUMPER. TRAY BACK ONLY	1/07 - 5/12	Cab Chassis/ Ute	HOL046	1000	90		HD046	No	No			UNT285	1	NA	NA	NR	* ECU REQD
RC 2WD & 4WD NO BUMPER. TRAY BACK ONLY	1/07 - 5/12	Cab Chassis/ Ute	HOL046	1000	90		HD046	No	No			18090506J	2	NA	A		* EJ Harness.
RC 2WD & 4WD NO BUMPER. TUB BODY ONLY	1/07 - 5/12	Ute	HOL024H	3000	300		HD132H	Yes	Yes		2	UNT285	1	NA	NA	NR	* ECU REQD
RC 2WD & 4WD NO BUMPER. TUB BODY ONLY	1/07 - 5/12	Ute	HOL024H	3000	300		HD132H	Yes	Yes		2	18090506J	2	NA	A		* EJ Harness.

TOWING

DESCRIPTION	YEAR	TYPE	TOWBAR PART No.	T CAP (KG)	BW (KG)	LUG TYPE	LUG No.	REMOVE BUMPER	BUMPER CUT OUT	EXP/CON	FITMENT	DIR. FIT WIRE HARNESS PART No.	WIRING	REVERSE SENSOR	FOG CUT OFF	DEALER CODING	FITMENT NOTES *Refer to owners manual for towing capacity and additional requirement
-------------	------	------	-----------------	------------	---------	----------	---------	---------------	----------------	---------	---------	--------------------------------	--------	----------------	-------------	---------------	-----------------------------------------------------------------------------------------

ISUZU

See terminology page for details / abbreviations

D-MAX

RC 2WD & 4WD WITH BUMPER/STEP	3/08 - 5/12	Ute	HOL014H	3000	300		MT001L	No	No		2	UNT285	1	NA	NA	NR	* ECU REQD
RC 2WD & 4WD WITH BUMPER/STEP	3/08 - 5/12	Ute	HOL014H	3000	300		MT001L	No	No		2	18090506J	2	NA	A		* EJ Harness.
RC, TF	6/12 - ON	Ute	MIL290575	3500	350	S50		Yes	No		2	UNT285	1	NA	NA	NR	* ECU REQD
RC, TF	6/12 - ON	Ute	MIL290575	3500	350	S50		Yes	No		2	18090506J	2	NA	A		* EJ Harness.
RC, TF	6/12 - ON	Ute	MIL290575	3500	350	S50		Yes	No		2	750013ZT	0	A	A		* EJ Harness.
RC, TF	6/12 - ON	Ute	MIL290575	3500	350	S50		Yes	No		2	750013ZT	0	A	A		* EJ Harness.
TF	6/12 - ON	Cab Chassis/ Ute	HOL026H	3500	350	S50		No	No		2	UNT285	1	NA	NA	NR	* ECU REQD
TF	6/12 - ON	Cab Chassis/ Ute	HOL026H	3500	350	S50		No	No		2	18090506J	2	NA	A		* EJ Harness.
TF	6/12 - ON	Cab Chassis/ Ute	HOL026H	3500	350	S50		No	No		2	750013ZT	0	A	A		* EJ Harness.
TF	6/12 - ON	Ute	ISU501H	3500	350	S50	L4045	Yes	No		1	UNT285	1	NA	NA	NR	*
TF	6/12 - ON	Ute	ISU501H	3500	350	S50	L4045	Yes	No		1	18090506J	2	NA	A		* EJ Harness.
TF	6/12 - ON	Ute	ISU501H	3500	350	S50	L4045	Yes	No		1	750013ZT	0	A	A		* EJ Harness.
TF 2WD & 4WD WITH BUMPER/STEP	6/12 - ON	Ute	HOL025H	3500	350	S50		Yes	No		2	UNT285	1	NA	NA	NR	* ECU REQD.
TF 2WD & 4WD WITH BUMPER/STEP	6/12 - ON	Ute	HOL025H	3500	350	S50		Yes	No		2	18090506J	2	NA	A		* EJ Harness.
TF 2WD & 4WD WITH BUMPER/STEP	6/12 - ON	Ute	HOL025H	3500	350	S50		Yes	No		2	750013ZT	0	A	A		* EJ Harness.

MU-X

UC	12/13 - ON	Wagon	ISU500H	3000	300	S50	L4045	Yes	Yes		2	UNT285	1	NA	NA	NR	* ECU REQD
UC	12/13 - ON	Wagon	ISU500H	3000	300	S50	L4045	Yes	Yes		2	18090506J	2	NA	A		* EJ Harness.
UC	12/13 - ON	Wagon	MIL593400	3000	300	S50	191338	Yes	Yes		1	UNT285	1	NA	NA	NR	* ECU REQD
UC	12/13 - ON	Wagon	MIL593400	3000	300	S50	191338	Yes	Yes		1	18090506J	2	NA	A		* EJ Harness.

IVECO

See terminology page for details / abbreviations

DAILY II

	5/99 - 10/11	Cab Chassis/ Van/ Van/Wagon	FIA700	3500	100	EFB		No	No		2	UNTEC2W	0	NA	NA	NR	* ECU REQD (UNIVERSAL WIRING KIT)
--	--------------	-----------------------------	--------	------	-----	-----	--	----	----	--	---	---------	---	----	----	----	-----------------------------------

DAILY VI

	5/15 - On	Van	FIA710	3500	150	EFB	R54	No	No		3						*
--	-----------	-----	--------	------	-----	-----	-----	----	----	--	---	--	--	--	--	--	---



DESCRIPTION	YEAR	TYPE	TOWBAR PART No.	T CAP (KG)	BW (KG)	LUG TYPE	LUG No.	REMOVE BUMPER	BUMPER CUT OUT	EXP/CON	FITMENT	DIR. FIT WIRE HARNESS PART No.	WIRING	REVERSE SENSOR	FOG CUT OFF	DEALER CODING	FITMENT NOTES *Refer to owners manual for towing capacity and additional requirement
-------------	------	------	-----------------	------------	---------	----------	---------	---------------	----------------	---------	---------	--------------------------------	--------	----------------	-------------	---------------	-----------------------------------------------------------------------------------------

JEEP

See terminology page for details / abbreviations

CHEROKEE

XJ	5/94 - 7/97	Wagon	JEEP001H	3000	180		MT001	No	No		3	UNT022	1	NA	NA	NA	* NO ECU REQD (UNIVERSAL WIRING KIT)
KJ	9/01 - 3/08	Wagon	HR01888R	2250	225	S50	21171	No	No		0	UNT022	1	NA	NA	NA	* NO ECU REQD (UNIVERSAL WIRING KIT)
KK	3/08 - 3/14	Wagon	JEEP501H	2250	220	S50		No			2	UNT022	1	NA	NA	NA	* NO ECU REQD (UNIVERSAL WIRING KIT)

COMPASS

MK49	3/07 - ON	Wagon	HR02915RW	1500	120	S50	21163	No	No		1	UNTEC2W	0	NA	NA	NR	* ECU REQD (UNIVERSAL WIRING KIT)
------	-----------	-------	-----------	------	-----	-----	-------	----	----	--	---	---------	---	----	----	----	-----------------------------------

GRAND CHEROKEE

Z	3/96 - 6/99	Wagon	JEEP003H	3500	180		MT001	No	Yes		3	UNT022	1	NA	NA	NA	* NO ECU REQD (UNIVERSAL WIRING KIT)
WG, WJ	7/99 - 5/05	Wagon	HR01717R	3360	340	S50	21163	No	No		1	UNT022	1	NA	NA	NA	* NO ECU REQD (UNIVERSAL WIRING KIT)
WK	4/10 - 6/13	Wagon	JEEP005H	3500	350	S50	HD132H	No	No		1	UNT022	1	NA	NA	NA	* NO ECU REQD. V6 rated to 2268/226kg towing capacity. 3.0L Diesel and 5.7L Hemi V8 rated to 3500/350 towing capacity. (UNIVERSAL WIRING KIT)
WK	7/13 - ON	Wagon	JEEP005H	3500	350	S50	HD132H	No	No		1	UNTEC2W	0	NA	NA	NR	* ECU REQD (UNIVERSAL WIRING KIT)

PATRIOT

MK74	3/07 - ON	Wagon	HR02915RW	1500	120	S50	21163	No	No		1	UNTEC2W	0	NA	NA	NR	* ECU REQD (UNIVERSAL WIRING KIT)
------	-----------	-------	-----------	------	-----	-----	-------	----	----	--	---	---------	---	----	----	----	-----------------------------------

WRANGLER

TJ	10/96 - 2/07	Open Off-Road Vehicle	JEEP002H	1200	120		MT001	No	No		2	UNT022	1	NA	NA	NA	* NO ECU REQD. Will not fit model with chrome pipe rear bumper. (UNIVERSAL WIRING KIT)
JK 4 DOOR 2300/170KG, 2 DOOR 1600/160KG	3/07 - ON	Wagon	JEEP004H	2300	170	S50	MT001	No	No		2	UNT328	1	NA	NA	NA	* NO ECU REQD.

KIA

See terminology page for details / abbreviations

CARNIVAL

UP	9/99 - 12/05	MPV	KIA002	1200	90		KA002	No	No		1	UNT022	1	NA	NA	NA	* NO ECU REQD (UNIVERSAL WIRING KIT)
VQ	1/06 - 1/15	MPV	KIA500H	2000	200						2	UNTEC2W	0	NA	NA	NR	* ECU REQD (UNIVERSAL WIRING KIT)

CERATO

TD	10/10 - 7/13	Hatchback	KIA504	1200	120	FF2	L207C	Yes	No		0	UNT022	1	NA	NA	NA	* NO ECU REQD (UNIVERSAL WIRING KIT)
----	--------------	-----------	--------	------	-----	-----	-------	-----	----	--	---	--------	---	----	----	----	--------------------------------------

TOWING

DESCRIPTION	YEAR	TYPE	TOWBAR PART No.	T CAP (KG)	BW (KG)	LUG TYPE	LUG No.	REMOVE BUMPER	BUMPER CUT OUT	EXP/CON	FITMENT	DIR. FIT WIRE HARNESS PART No.	WIRING	REVERSE SENSOR	FOG CUT OFF	DEALER CODING	FITMENT NOTES *Refer to owners manual for towing capacity and additional requirement
KIA																	
See terminology page for details / abbreviations																	
CERATO KOUP																	
TD	7/09 - 7/13	Coupe	KIA503	1200	120	FF2	L270C	Yes	No		2	UNT321	1	NA	NA	NA	* NO ECU REQD
GRAND CARNIVAL																	
VQ	1/03 - ON	MPV	KIA003H	2000	140		MT001	No	No		1	UNTEC2W	0	NA	NA	NR	* ECU REQD (UNIVERSAL WIRING KIT)
VQ	1/03 - ON	MPV	KIA006	1200	90	FF2	HD019	No	No		1	UNTEC2W	0	NA	NA	NR	* ECU REQD (UNIVERSAL WIRING KIT)
K2700																	
SD	10/02 - 12/12	Cab Chassis	KIA006H	1400	100	S50	MT001	Yes	No		2	UNT022	1	NA	NA	NA	* NO ECU REQD (UNIVERSAL WIRING KIT)
SD	10/02 - 12/12	Cab Chassis	N/A									UNT022	1	NA	NA	NA	* NO ECU REQD (UNIVERSAL WIRING KIT)
K2900																	
	10/02 - 12/12	Cab Chassis	KIA006H	1400	100	S50	MT001	Yes	No		2	UNT022	1	NA	NA	NA	* NO ECU REQD (UNIVERSAL WIRING KIT)
	10/02 - 12/12	Cab Chassis	N/A									UNT022	1	NA	NA	NA	* NO ECU REQD (UNIVERSAL WIRING KIT)
OPTIMA																	
	2/11 - ON	Sedan	N/A									UNT310	1	NA	NA	NA	* TOWBAR CURRENTLY NOT AVAILABLE YET.
PREGIO																	
TB	6/02 - ON	Van	KIA005	1200	90	FF2	KA005	No	No		2	UNT022	1	NA	NA	NA	* NO ECU REQD (UNIVERSAL WIRING KIT)
RIO																	
JB	7/00 - 07/05	Hatchback	KIA004	1100	70		KA004	Yes	No		3	UNT022	1	NA	NA	NA	* NO ECU REQD (UNIVERSAL WIRING KIT)
SORENTO																	
JC	8/02 - 9/09	Wagon	KIA001H	2300	230		HD132H	No	No		2	UNT502	0	NA	NA	NR	* NO ECU REQD
XM VEHICLE HAS LED TAIL LIGHTS	9/09 - 10/12	Wagon	HYU004H	2000	200		HD132H	Yes	Yes		3	UNT305L	1	NA	NA	NR	* ECU REQD
XM VEHICLE HAS LED TAIL LIGHTS	9/09 - 10/12	Wagon	MIL590075	2000	150	S50	191237	Yes	Yes		3	UNT305L	1	NA	NA	NR	* ECU REQD
XM VEHICLE HAS STANDARD TAIL LIGHTS	9/09 - 10/12	Wagon	HYU004H	2000	200		HD132H	Yes	Yes		3	UNT305S					* ECU REQD
XM VEHICLE HAS STANDARD TAIL LIGHTS	9/09 - 10/12	Wagon	MIL590075	2000	150	S50	191237	Yes	Yes		3	UNT305S					* ECU REQD
XM FACE LIFT MODEL	10/12 - ON	Wagon	HYU007H	2000	200	S50	HD132	Yes	Yes		3	UNT317	1	NA	NA	NR	* ECU REQD
SPORTAGE																	
K00	12/96 - 8/99	Wagon	KIA001	1200	80		KA001	No	No		2	UNT022	1	NA	NA	NA	* NO ECU REQD (UNIVERSAL WIRING KIT)



DESCRIPTION	YEAR	TYPE	TOWBAR PART No.	T CAP (KG)	BW (KG)	LUG TYPE	LUG No.	REMOVE BUMPER	BUMPER CUT OUT	EXP/CON	FITMENT	DIR. FIT WIRE HARNESS PART No.	WIRING	REVERSE SENSOR	FOG CUT OFF	DEALER CODING	FITMENT NOTES *Refer to owners manual for towing capacity and additional requirement
-------------	------	------	-----------------	------------	---------	----------	---------	---------------	----------------	---------	---------	--------------------------------	--------	----------------	-------------	---------------	-----------------------------------------------------------------------------------------

KIA See terminology page for details / abbreviations

SPORTAGE																	
K00	9/99 - 6/04	Wagon	KIA003	1200	90		KA003	No	No		1	UNT022	1	NA	NA	NA	* NO ECU REQD. Does not fit V6 twin exhaust model (UNIVERSAL WIRING KIT)
JE	7/04 - 7/10	Wagon	HYU003H	1500	130		MT001	No	Yes		2	UNT501	2			NA	* NO ECU REQD
SL	7/13 - ON	Wagon	KIA005H	1600	160	S50	HY5H	No	No		1	22100529J	3	A	NA		* EJ Harness.
SL WILL NOT FIT SERIES II. DRIVERS SIDE CHASSIS HAS CHANGED. APPROX 6/13 - ON.	8/10 - On	Wagon	KIA004H	2000	150		HD132H	No	No		2	22100529J	3	A	NA		* EJ Harness.

LAND ROVER See terminology page for details / abbreviations

DISCOVERY																	
LG, LJ	3/91 - 10/98	Wagon	ROV001H	3500	350	S50	RV001	Yes	No		2						* NO ECU REQD
FREELANDER																	
LN	02/98 - 10/00	Wagon	ROV700	2000	140	EF2		No	No		1	UNT786	2				* ECU REQD
FREELANDER 2																	
FA	02/98 - 10/00	Wagon	ROV700	2000	140	EF2		No	No		1	UNT786	2				* ECU REQD
FA SERIES 2	7/07 - ON	Wagon	ROV701	2300	150	ER		Yes	Yes		2	UNT787	2				* ECU REQD
RANGE ROVER																	
AE, SN, HAA, HAB, HAM, HBM, RE, RN	1972 - 4/95	Wagon	ROV001H	3500	350	S50	RV001	Yes	No		2	UNT215					* NO ECU REQD
RANGE ROVER EVOQUE																	
LV	11/11 - ON	Wagon	ROV702V	1800	150	EV		Yes	Yes		2	UNT300	2	NA	NA	NA	* Does Not Fit Sports Model. ECU REQD (UNIVERSAL WIRING KIT)

LEXUS See terminology page for details / abbreviations

ES																	
F1	2/93 - 7/97	Sedan	TOY030	1250	125	FF2	TY030	No	No		1	UNT214		NA	NA	NR	* NO ECU REQD
LS																	
UCF10 UCF10 series only.	12/89 - 12/94	Sedan	TOY603	1000	100	FF2	N/A	Yes	Yes		3						*
NX																	
AGZ10, AGZ15, AYZ10, AYZ15 Vertical Detach	11/14 - On	Wagon	LEX700V	1500	75	EV	O89V	Yes	Yes		2						* Check Model numbers carefully - Does Not Fit AYZ10R-AWXEBW

MAZDA See terminology page for details / abbreviations

3																	
BK NOT DIESEL OR SP25	3/04-2/09	Hatchback/ Sedan	MAZ059	900	75	FF2	MZ059	No	No		2	UNT022	1	NA	NA	NA	* NO ECU REQD. Single exhaust models only. (UNIVERSAL WIRING KIT)



TOWING

DESCRIPTION	YEAR	TYPE	TOWBAR PART No.	T CAP (KG)	BW (KG)	LUG TYPE	LUG No.	REMOVE BUMPER	BUMPER CUT OUT	EXP/CON	FITMENT	DIR. FIT WIRE HARNESS PART No.	WIRING	REVERSE SENSOR	FOG CUT OFF	DEALER CODING	FITMENT NOTES *Refer to owners manual for towing capacity and additional requirement
MAZDA																	
See terminology page for details / abbreviations																	
3																	
BL	3/09 - 2/14	Hatchback/ Sedan	MAZ500	900	75	FF2	L233C	Yes	Yes		2	UNT022	1	NA	NA	NA	* NO ECU REQD (UNIVERSAL WIRING KIT)
BL SKYACTIVE ONLY.	6/09 - 2/14	Hatchback	MAZ062	900	75	FF2	MZ061	No	No		2						* NO ECU REQD
BL NOT DIESEL OR SP25	3/09 - ON	Sedan	MAZ060	900	75	FF2	MZ059	No	No		2	UNT286	0	NA	NA	NR	* NO ECU REQD. Single exhaust models only.
BL SEDAN ONLY INCL SP25.	10/11 - 2/14	Sedan	MAZ504	900	75	FF2	L247C	Yes	No		1	UNT286	0	NA	NA	NR	* NO ECU REQD
BL SKYACTIVE ONLY. NOT SP25 MODEL	10/11 - ON	Sedan	MAZ061	900	75	FF2	MZ061				2	UNT286	0	NA	NA	NR	* NO ECU REQD.
BM NOT MPS MODEL	4/14 - ON	Hatchback/ Sedan	MAZ507	900	75	FF2	L266	Yes	Yes		2	750005ZT	1	A	NA	NA	* ECU REQD
323																	
BD, BF	1981 - 3/90	Hatchback	MAZ031	750	50	FF2	MZ031	No	No		2	UNT022	1	NA	NA	NA	* NO ECU REQD (UNIVERSAL WIRING KIT)
BD	9/80 - 9/85	Sedan	MAZ034	750	60	FF2	MZ034	Yes	No		3	UNT022	1	NA	NA	NA	* NO ECU REQD (UNIVERSAL WIRING KIT)
BF	10/85 - 2/90	Sedan	MAZ040	750	50	FF2	MZ040	Yes	No		3	UNT022	1	NA	NA	NA	* NO ECU REQD (UNIVERSAL WIRING KIT)
BW	10/87 - 12/94	Wagon	MAZ044	750	60	FF2	MZ044	No	No		1	UNT022	1	NA	NA	NA	* NO ECU REQD (UNIVERSAL WIRING KIT)
BG	4/90 - 9/94	Sedan	MAZ047	750	60	FF2	MZ047	Yes	No		3	UNT022	1	NA	NA	NA	* NO ECU REQD. Towbar lug and towball may obscure number plate. Remove lug when not in use (UNIVERSAL WIRING KIT)
323 ASTINA																	
BG	4/90 - 9/94	Hatchback	MAZ047	750	60	FF2	MZ047	Yes	No		3	UNT022	1	NA	NA	NA	* NO ECU REQD. Towbar lug and towball may obscure number plate. Remove lug when not in use (UNIVERSAL WIRING KIT)
BA	10/94 - 8/98	Hatchback	MAZ052	1000	60	FF2	MZ052	No	No		3	UNT022	1	NA	NA	NA	* NO ECU REQD (UNIVERSAL WIRING KIT)
BJ	3/99 - 8/02	Hatchback	MAZ055	720	50	FF2	MZ055	No	No		2	UNT022	1	NA	NA	NA	* NO ECU REQD (UNIVERSAL WIRING KIT)
323 PROTEGÉ																	
BA	10/94 - 2/99	Sedan	MAZ051	1000	60	FF2	MZ051	Yes	No		2	UNT022	1	NA	NA	NA	* NO ECU REQD (UNIVERSAL WIRING KIT)
BJ	9/98 - 5/04	Sedan	MAZ054	500	60	FF2	MZ054	No	No		2	UNT022	1	NA	NA	NA	* NO ECU REQD (UNIVERSAL WIRING KIT)
6																	
GG, GY NOT THE SPORTS MODELS.	6/02 - 2/08	Hatchback/ Sedan/ Wagon	MAZ058	1000	80	FF2	MZ058	No	No		1	UNT246		NA	NA	NR	* NO ECU REQD.



DESCRIPTION	YEAR	TYPE	TOWBAR PART No.	T CAP (KG)	BW (KG)	LUG TYPE	LUG No.	REMOVE BUMPER	BUMPER CUT OUT	EXP/CON	FITMENT	DIR. FIT WIRE HARNESS PART No.	WIRING	REVERSE SENSOR	FOG CUT OFF	DEALER CODING	FITMENT NOTES *Refer to owners manual for towing capacity and additional requirement
-------------	------	------	-----------------	------------	---------	----------	---------	---------------	----------------	---------	---------	--------------------------------	--------	----------------	-------------	---------------	-----------------------------------------------------------------------------------------

MAZDA See terminology page for details / abbreviations

6																	
GH	3/08 - 11/12	Wagon	MAZ063	1000	75	FF2	MZ63	Yes	No		2	UNT307	1	NA	NA	NR	* NO ECU REQD
GH WIRING KIT IS WAGON ONLY	3/08 - 11/12	Hatchback/ Sedan/ Wagon	MAZ501	1000	75	FF2	L231	Yes	No		1	UNT307	1	NA	NA	NR	* NO ECU REQD
GJ No Towbar Available Yet	12/12 - ON	Sedan/ Wagon	N/A									UNT323	0	NA	NA	NA	* ECU REQD
GJ Wiring Harness Only.	12/12 - On	Sedan/ Wagon	N/A									750002ZT	1	A	NA	NA	* EJ Harness.

626																	
GC	5/83 - 11/87	Hatchback/ Sedan	MAZ036	800	70	FF2	MZ036	Yes	No		3	UNT022	1	NA	NA	NA	* NO ECU REQD (UNIVERSAL WIRING KIT)
GD	12/87 - 8/91	Hatchback/ Sedan	FOR057	900	80		FD057	Yes	No		2	UNT022	1	NA	NA	NA	* NO ECU REQD. NOT 4WS (UNIVERSAL WIRING KIT)
GV	3/88 - 2/95	Wagon	MAZ050	900	80	FF2	MZ050	Yes	No		3	UNT022	1	NA	NA	NA	* NO ECU REQD (UNIVERSAL WIRING KIT)
GE	9/91 - 7/97	Hatchback/ Sedan	MAZ049	950	80	FF2	MZ049	Yes	No		1	UNT022	1	NA	NA	NA	* NO ECU REQD (UNIVERSAL WIRING KIT)
GF	8/97 - 10/02	Hatchback/ Sedan	MAZ053	950	80	FF2	HD019	No	No		2	UNT022	1	NA	NA	NA	* NO ECU REQD (UNIVERSAL WIRING KIT)

929																	
HC	5/87 - 6/91	Sedan	MAZ042	1000	80	FF2	FD034	Yes	No		3	UNTEC2W	0	NA	NA	NR	* NO ECU REQD (UNIVERSAL WIRING KIT)

B-SERIES BRAVO																	
MJ, UD, UF, UN 2WD NO BUMPER LPG ONLY	6/85 - 8/06	Cab Chassis/ Ute	MAZ041G	1000	80	FF2	MZ041G	No	No		1	UNT255		NA	NA	NR	* NO ECU REQD.
UF 2WD & 4WD WITH BUMPER/STEP	1/85 - 2/99	Ute	MAZ002H	1800	120	S50	MT001	No	No		4	UNT255		NA	NA	NR	* NO ECU REQD. Towing capacity varies between models, refer owners manual.
UF, UN 2WD & 4WD WITH BUMPER/STEP	6/85 - 11/06	Ute	MAZ046	1000	80	FF2	MZ046	Yes	No		2	UNT255		NA	NA	NR	* NO ECU REQD. Towing capacity varies between models, refer owners manual. Suits bumper/step model.
UF, UN 2WD NO BUMPER	6/85 - 11/06	Ute	MAZ0412NB	1000	80	FF2	MZ041	No	No		1	UNT255		NA	NA	NR	* NO ECU REQD.
UF, UN 2WD & 4WD NO BUMPER	6/85 - 8/06	Ute	MAZ001H	3000	300	S50	MT001	No	No		1	UNT255		NA	NA	NR	* NO ECU REQD. Towing capacity varies between models, refer owners manual.
UF, UN 4WD NO BUMPER	6/85 - 08/11	Ute	MAZ0414NB	1000	80	FF2	MZ0414	No	No		1	UNT264		NA	NA	NR	* NO ECU REQD.
UF, UN 4WD NO BUMPER	6/85 - 8/06	Ute	MAZ0414NB	1000	80	FF2	MZ0414	No	No		1	UNT255		NA	NA	NR	* NO ECU REQD.



TOWING

DESCRIPTION	YEAR	TYPE	TOWBAR PART No.	T CAP (KG)	BW (KG)	LUG TYPE	LUG No.	REMOVE BUMPER	BUMPER CUT OUT	EXP/CON	FITMENT	DIR. FIT WIRE HARNESS PART No.	WIRING	REVERSE SENSOR	FOG CUT OFF	DEALER CODING	FITMENT NOTES *Refer to owners manual for towing capacity and additional requirement
-------------	------	------	-----------------	------------	---------	----------	---------	---------------	----------------	---------	---------	--------------------------------	--------	----------------	-------------	---------------	-----------------------------------------------------------------------------------------

MAZDA See terminology page for details / abbreviations

BT-50																	
B22, B32, CD, UP LOW RIDER, ONLY 2 DOOR	9/11 - ON	Cab Chassis/ Ute	MAZ010H	3500	350	S50	MT001	No	No		1	UNT297	1	NA	NA	NR	* ECU REQD
CD 2WD & 4WD NO BUMPER	12/06 - 8/11	Cab Chassis/ Ute	MAZ001H	3000	300	S50	MT001	No	No		1	UNT264		NA	NA	NR	* NO ECU REQD. Towing capacity varies between models, refer owners manual.
CD 2WD & 4WD NO BUMPER	12/06 - 8/11	Cab Chassis/ Ute	MIL191750	3000	300	S50						UNT264		NA	NA	NR	* NO ECU REQD. Towing capacity varies between models, refer owners manual.
CD 2WD & 4WD WITH BUMPER/STEP	1/07 - 8/11	Ute	MAZ003H	3000	300	S50	MT001	No	No		2	UNT264		NA	NA	NR	* NO ECU REQD. Towing capacity varies between models.
CD 2WD NO BUMPER	12/06 - 8/11	Cab Chassis/ Ute	MAZ0412NB	1000	80	FF2	MZ041	No	No		1	UNT264		NA	NA	NR	* NO ECU REQD.
CD 4WD NO BUMPER	6/85 - 08/11	Cab Chassis/ Ute	MAZ0414NB	1000	80	FF2	MZ0414	No	No		1	UNT264		NA	NA	NR	* NO ECU REQD.
UP CAN-Bus Models Only. HIGH RIDER	11/11 - On	Ute	MIL192700	3500	350	S50		Yes	No		2	750023ZT	1	A	A	M	* Facelift Model BT-50 with CAN-Bus Module Only. EJ Harness.
UP CAN-Bus Models only. HIGH RIDER. WITH OR WITHOUT BUMPER	11/11 - On	Ute	MAZ008H	3500	335	S50		Yes	No		1	750023ZT	1	A	A	M	* Facelift Model BT-50 with CAN-Bus Module Only. EJ Harness.
UP CAN-Bus Models Only. LOW RIDER, ONLY 2 DOOR	11/11 - On	Ute	MAZ010H	3500	350	S50	MT001	No	No		1	750023ZT	1	A	A	M	* Facelift Model BT-50 with CAN-Bus Module Only. EJ Harness.
UP CAN-Bus Models Only. LOW RIDER, ONLY 2 DOOR	11/11 - On	Ute	MAZ010H	3500	350	S50	MT001	No	No		1	750023ZT	1	A	A	M	* Facelift Model BT-50 with CAN-Bus Module Only. EJ Harness.
UP CAN-Bus Models Only. LOW RIDER, WITH BUMPER	11/11 - On	Ute	MAZ506H	2500	250	S50		Yes	No		2	750023ZT	1	A	A	M	* Facelift Model BT-50 with CAN-Bus Module Only. EJ Harness.
UP HIGH RIDER	9/11 - ON	Ute	MIL192700	3500	350	S50		Yes	No		2	UNT297	1	NA	NA	NR	* ECU REQD
UP HIGH RIDER. WITH OR WITHOUT BUMPER	9/11 - ON	Ute	MAZ008H	3500	335	S50		Yes	No		1	UNT297	1	NA	NA	NR	* ECU REQD
UP LOW RIDER, WITH BUMPER	11/11 - On	Ute	MAZ506H	2500	250	S50		Yes	No		2	UNT297	1	NA	NA	NR	* ECU REQD
CX-3																	
DK Wiring Harness Only	3/15 - On	Wagon	N/A									750017ZT	1	A	NA	NA	* EJ Harness.
CX-5																	
KE Wiring Harness deactivates reverse park sensors.	2/12 - On	Wagon	MAZ009H	1800	180	S50	HD132	No	No		2	750008ZT	1	A	NA	NA	* EJ Harness.
KE Wiring Harness DOES NOT deactivate reverse park sensors.	2/12 - ON	Wagon	MAZ009H	1800	180	S50	HD132	No	No		2	UNT311	0	NA	NA	NR	* ECU REQD
CX-7																	
ER WILL FIT DIESEL & PETROL	12/06 - ON	Wagon	MAZ505H	1600	85	S50	L4240	Yes	Yes		2	UNT291	1	NA	NA	NA	* NO ECU REQD. BUMPER CUT REQD



DESCRIPTION	YEAR	TYPE	TOWBAR PART No.	T CAP (KG)	BW (KG)	LUG TYPE	LUG No.	REMOVE BUMPER	BUMPER CUT OUT	EXP/CON	FITMENT	DIR. FIT WIRE HARNESS PART No.	WIRING	REVERSE SENSOR	FOG CUT OFF	DEALER CODING	FITMENT NOTES *Refer to owners manual for towing capacity and additional requirement
-------------	------	------	-----------------	------------	---------	----------	---------	---------------	----------------	---------	---------	--------------------------------	--------	----------------	-------------	---------------	-----------------------------------------------------------------------------------------

MAZDA See terminology page for details / abbreviations

CX-7																	
DOES NOT FIT DIESEL	12/06 - ON	Wagon	MAZ007H	1600	85	S50	HD132H	Yes	Yes		2	UNT291	1	NA	NA	NA	* NO ECU REQD.
CX-9																	
	12/07 - ON	Wagon	MAZ006H	2000	150		HD132H	No	Yes		2	UNT309	1	NA	NA	NR	* NO ECU REQD
EJ Harness	12/07 - On	Wagon	MAZ006H	2000	150		HD132H	No	Yes		2	750003ZT	1	A	NA	NA	*
E2000/E2200/E2500																	
SR2 SHORT WHEEL BASE.	84 - 8/99	Van	MAZ043	1000	80	FF2	MZ043	No	No		2	UNT022	1	NA	NA	NA	* NO ECU REQD. No step. SWB features 3 internal roof braces (UNIVERSAL WIRING KIT)
SR2 DUAL REAR WHEELS	84 - 5/03	Van	MAZ039A	1000	80	FF2	MZ039	Yes	No		2	UNT022	1	NA	NA	NA	* NO ECU REQD. Bumper incorporates step (UNIVERSAL WIRING KIT)
SR2 SHORT WHEEL BASE.	9/99 - 5/03	Van	MAZ057	1000	80	FF2	MZ057	No	No		2	UNT022	1	NA	NA	NA	* NO ECU REQD. Features 3 internal roof braces (UNIVERSAL WIRING KIT)
SR2 SINGLE REAR WHEELS	84 - 5/03	Van	MAZ039	1000	80	FF2	MZ039	Yes	No		2	UNT022	1	NA	NA	NA	* NO ECU REQD. Bumper incorporates step (UNIVERSAL WIRING KIT)
E2200																	
	4/85 - 12/05	Cab Chassis	MAZ038	1000	80	FF2	MZ027	No	No		2	UNT022	1	NA	NA	NA	* NO ECU REQD (UNIVERSAL WIRING KIT)
T3000																	
II	1/80 - 12/88	Bus/ Truck	MAZ037	1500	90	FF2	MZ037	No	No		3	UNT022	1	NA	NA	NA	* NO ECU REQD (UNIVERSAL WIRING KIT)
TRIBUTE																	
EP	3/01 - ON	Closed	MAZ004H	1600	160	S50	HD132H	Yes	Yes		3	UNT239		NA	NA	NR	* NO ECU REQD
EP	3/01 - ON	Closed	MAZ056	1600	100	FF2	MZ056	Yes	Yes		2	UNT239		NA	NA	NR	* NO ECU REQD

MERCEDES-BENZ See terminology page for details / abbreviations

/8																	
W114	1/68 - 11/76	Sedan	MER010	1250	90	FF2	MZ057	No	No		3	UNT022	1	NA	NA	NA	* NO ECU REQD (UNIVERSAL WIRING KIT)
A-CLASS																	
W168 W168 Models	7/97 - 8/04	Hatchback	MER718	1000	50	ER	D28A	Yes	Yes		3						*
W168, W169	5/05 - 1/13	Hatchback	MER709	1500	80	ER		Yes	Yes		2	UNT749	2	VC	A	C	* ECU REQD
W176	2/13 - ON	Hatchback	MER716	1600	100	ER	D45A	Yes	Yes		3	18040524J	3	A	NA		* EJ Harness. CAN-Bus Harness
B-CLASS																	
W245	11/05 - 3/12	Hatchback	MER709	1500	80	ER		Yes	Yes		2	UNT749	2	VC	A	C	* ECU REQD
W246	4/12 - ON	Hatchback	MER716	1600	100	ER	D45A	Yes	Yes		3	18040524J	3	A	NA		* EJ Harness. CAN-Bus Harness

HAULTEC TOWING 2ND EDITION - VISIT WWW.AUTOLINESALES.COM.AU FOR THE MOST UP TO DATE INFO. | 83



TOWING

DESCRIPTION	YEAR	TYPE	TOWBAR PART No.	T CAP (KG)	BW (KG)	LUG TYPE	LUG No.	REMOVE BUMPER	BUMPER CUT OUT	EXP/CON	FITMENT	DIR. FIT WIRE HARNESS PART No.	WIRING	REVERSE SENSOR	FOG CUT OFF	DEALER CODING	FITMENT NOTES *Refer to owners manual for towing capacity and additional requirement
MERCEDES-BENZ																	
See terminology page for details / abbreviations																	
C-CLASS																	
S203, W203 SEDAN & WAGON	11/00 - 7/07	Sedan/Wagon	MER710	1700	75	ER		Yes	No		3	UNTEC2W	0	NA	NA	NR	* ECU REQD (UNIVERSAL WIRING KIT)
S204, W204	1/07 - On	Sedan/Wagon	MER701	1800	100	ER		Yes	Yes		2	22040510J	2	A	NA		* EJ Harness. CAN-Bus Harness
S204, W204 CAN-Bus Harness only	1/07 - On	Sedan/Wagon	N/A									18040510J	1	A		C	* EJ Harness. Includes 2012 facelift.
W204	7/11 - On	Coupe	N/A									22040510J	2	A	NA		* EJ Harness. CAN-Bus Harness Only
W204 CAN-Bus Harness only	7/11 - On	Coupe/Sedan	N/A									18040510J	1	A		C	* EJ Harness. Includes 2012 facelift.
W205 Vertical Detach.	8/14 - On	Sedan	MER719V	2150	75	EV	D48V	Yes	No		3	UNT707	2	FF	Me	NR	* Does Not Fit AMG or Wagon.
CLA																	
C117	8/13 - On	Coupe	N/A									18040524J	3	A	NA		* EJ Harness. CAN-Bus Harness Only
CLS																	
X218	2/12 - On	Wagon	N/A									22040510J	2	A	NA		* EJ Harness. CAN-Bus Harness Only
X218 CAN-Bus Harness only	2/12 - On	Wagon	N/A									18040510J	1	A		C	* EJ Harness. Includes 2012 facelift.
E-CLASS																	
W124	6/93 - 6/95	Sedan	MER015	1250	90	FF2	MR015	Yes	Yes		4	UNT022	1	NA	NA	NA	* NO ECU REQD (UNIVERSAL WIRING KIT)
S211	1/03 - 3/09	Wagon	MER714	2100	88	ER	D39A	Yes	No		3	UNTEC2W	0	NA	NA	NR	* ECU REQD (UNIVERSAL WIRING KIT)
A207, C207, S212, W212 CAN-Bus Harness only	1/09 - On	Convertible/Coupe/Sedan/Wagon	N/A									18040510J	1	A		C	* EJ Harness. Includes 2012 facelift.
C207	1/09 - On	Coupe	N/A									22040510J	2	A	NA		* EJ Harness. CAN-Bus Harness Only
W212	7/09 - ON	Sedan	MER711	2100	85	ER		Yes	No		3	22040510J	2	A	NA		* EJ Harness. CAN-Bus Harness
W212 Vertical Detach	7/09 - ON	Sedan	MER711V	2100	85	EV	D43V	Yes	No		3	22040510J	2	A	NA		* EJ Harness. CAN-Bus Harness
S212	7/09 - ON	Wagon	MER712	2100	88	ER		Yes	No		2	22040510J	2	A	NA		* EJ Harness. CAN-Bus Harness
GLA-CLASS																	
X156	4/14 - ON	Wagon	MER717	1600	100	ER	D46A	Yes	No		3	UNTEC2W	0	NA	NA	NR	* ECU REQD (UNIVERSAL WIRING KIT)
GL-CLASS																	
X164	9/06 - 4/13	Wagon	MER722	3500	135	ER	D49A	Yes	No		3						*
M-CLASS																	
W163	9/98 - 6/05	Wagon	MER707	3500	100	EFB		Yes	No		1	UNT751	1	NA	Mi	NR	* ECU REQD



DESCRIPTION	YEAR	TYPE	TOWBAR PART No.	T CAP (KG)	BW (KG)	LUG TYPE	LUG No.	REMOVE BUMPER	BUMPER CUT OUT	EXP/CON	FITMENT	DIR. FIT WIRE HARNESS PART No.	WIRING	REVERSE SENSOR	FOG CUT OFF	DEALER CODING	FITMENT NOTES *Refer to owners manual for towing capacity and additional requirement
-------------	------	------	-----------------	------------	---------	----------	---------	---------------	----------------	---------	---------	--------------------------------	--------	----------------	-------------	---------------	-----------------------------------------------------------------------------------------

MERCEDES-BENZ

See terminology page for details / abbreviations

M-CLASS																	
W164	7/05 - 4/12	Wagon	MER708	3500	140	ER		Yes	Yes		3	UNT750	1	VC	NA	C	* ECU REQD
166	4/12 - On	Wagon	N/A									22040525J	3	A	NA		* EJ Harness. CAN-Bus Harness Only

S-CLASS																	
W126	9/85 - 6/91	Sedan	MER016	1250	90	FF2	MR016	Yes	Yes		3	UNT022	1	NA	NA	NA	* NO ECU REQD (UNIVERSAL WIRING KIT)
W220	4/99 - 3/06	Sedan	MER713	2100	85	ER		Yes	No		3	UNTEC2W	0	NA	NA	NR	* ECU REQD (UNIVERSAL WIRING KIT)
W221	4/06 - ON	Sedan	MER715	2100	85	ER	D44A	Yes	No		3	UNTEC2W	0	NA	NA	NR	* ECU REQD (UNIVERSAL WIRING KIT)

SPRINTER																	
901, 902, 903, 904	5/96 - 7/06	Bus/ Cab Chassis/ Van	MER703	2800	100	EFB		No	No		1	UNTEC2W	0	NA	NA	NR	* ECU REQD (UNIVERSAL WIRING KIT)
902, 903, 904 SINGLE REAR WHEELS. SWB ONLY.	2/98 - 10/06	Van	MER003H	2000	150	S50	MT001	No	No		2	UNTEC2W	0	NA	NA	NR	* ECU REQD (UNIVERSAL WIRING KIT)
903, 904 DUAL REAR WHEELS. SWB ONLY.	2/98 - 10/06	Van	MER002H	2000	150	S50	MT001	No	No		2	UNTEC2W	0	NA	NA	NR	* ECU REQD (UNIVERSAL WIRING KIT)
906	6/06 - On	Van	MIL592050	2000	200	S50	N/A					UNTEC2W	0	NA	NA	NR	* ECU REQD. Light protector available: MIL592100 (UNIVERSAL WIRING KIT)
906 3.5 TON VAN W/OUT STEP & CAB CHASSIS.	6/06 - ON	Bus/ Cab Chassis/ Van	MER705	3500	150	EFB		No	No		1	18500510J	1	A	NA		* EJ Harness. CAN-Bus Harness
906 5 TON. DUAL REAR WHEELS.	10/06 - On	Cab Chassis	MER706	3500	140	EFB		Yes	No		2	18500510J	1	A	NA		* EJ Harness. CAN-Bus Harness. Suits crafter & sprinter cab chassis
906 WITH STEP. SINGLE REAR WHEELS VAN.	6/06 - ON	Van	MER704	3500	150	EFB		No	No		2	18500510J	1	A	NA		* EJ Harness. CAN-Bus Harness

V-CLASS																	
W447	7/15 - On	Van	MER720V	2500	75	EV	D47V	Yes	Yes		2						*

VIANO																	
W639	05/04 -ON	MPV	MIL592075	2000	150	S50		Yes			2	18040521J	2	A	NA		* EJ Harness. CAN-Bus Harness
W639	7/05 - ON	MPV	MER001H	2000	150	S50	MR001	No	No		2	18040521J	2	A	NA		* EJ Harness. CAN-Bus Harness

VITO																	
638	02/98 - 03/04	Van	MER017	1250	90	FF2	MR017	No	No		2	UNTEC2W	0	NA	NA	NR	* ECU REQD (UNIVERSAL WIRING KIT)
W639	7/05 - ON	Van	MER001H	2000	150	S50	MR001	No	No		2	18040521J	2	A	NA		* EJ Harness. CAN-Bus Harness
W639	05/04 -ON	Van	MIL592075	2000	150	S50		Yes			2	18040521J	2	A	NA		* EJ Harness. CAN-Bus Harness



TOWING

DESCRIPTION	YEAR	TYPE	TOWBAR PART No.	T CAP (KG)	BW (KG)	LUG TYPE	LUG No.	REMOVE BUMPER	BUMPER CUT OUT	EXP/CON	FITMENT	DIR. FIT WIRE HARNESS PART No.	WIRING	REVERSE SENSOR	FOG CUT OFF	DEALER CODING	FITMENT NOTES *Refer to owners manual for towing capacity and additional requirement
MERCEDES-BENZ																	See terminology page for details / abbreviations
W123/124																	
W123	2/76 - 12/85	Sedan	MER014	1250	90	FF2	MR014	Yes	No		3	UNT022	1	NA	NA	NA	* NO ECU REQD (UNIVERSAL WIRING KIT)
W124	12/84 - 6/93	Sedan	MER015	1250	90	FF2	MR015	Yes	Yes		4	UNT022	1	NA	NA	NA	* NO ECU REQD (UNIVERSAL WIRING KIT)
MINI																	See terminology page for details / abbreviations
MINI																	
R50, R53, R52	3/02 - 1/07	Convertible/Hatchback	MIN702	650	75	EV		Yes	Yes		2	UNT300	2	NA	NA	NA	* ECU REQD (UNIVERSAL WIRING KIT)
MITSUBISHI																	See terminology page for details / abbreviations
380																	
DB	8/05 - 4/08	Sedan	CHR055	1600	100	FF2	CR055	No	No		2	UNT257		NA	NA	NR	* ECU REQD
DB WITH REVERSE PARK SENSORS	8/05 - 4/08	Sedan	CHR055	1600	100	FF2	CR055	No	No		2	UNT256RS					* ECU REQD. For vehicles with Reverse Sensors
ASX																	
XA	8/10 - ON	Wagon	CHR506	1050	105	FF2	L364	Yes	Yes		3	UNT290	0	NA	NA	NR	* ECU REQD
XA	8/10 - ON	Wagon	MIL390575	1400	140	S50						UNT290	0	NA	NA	NR	* ECU REQD
CHALLENGER																	
PA	3/98 - 3/07	Wagon	MIT5004H	2270	227	S50	HD132H	No	No		1	UNT228		NA	NA	NR	* NO ECU REQD
KH	11/09 - ON	Wagon	MIL390100	2500	250	S50						UNTEC2W	0	NA	NA	NR	* ECU REQD (UNIVERSAL WIRING KIT)
KH	12/09 - ON	Wagon	MIT500H	3000	300	S50	L4120	Yes	Yes		3	UNTEC2W	0	NA	NA	NR	* ECU REQD (UNIVERSAL WIRING KIT)
COLT																	
RB, RC, RD, RE	10/82 - 6/90	Hatchback	CHR033	750	60	FF2	CR033	No	No		1	UNT022	1	NA	NA	NA	* NO ECU REQD (UNIVERSAL WIRING KIT)
RC, RD, RE	4/84 - 6/90	Sedan	CHR032	750	60	FF2	CR032	No	No		1	UNT022	1	NA	NA	NA	* NO ECU REQD (UNIVERSAL WIRING KIT)
Delica																	
	10/86 - 12/93	Van	CHR503	1000	80						2	UNT022	1	NA	NA	NA	* NO ECU REQD. Model with shipping hooks that have the same angles. (UNIVERSAL WIRING KIT)
	10/86 - 6/94	Van	CHR502	1000	80						2	UNT022	1	NA	NA	NA	* NO ECU REQD. SQUARE SHAPE (UNIVERSAL WIRING KIT)
L400	7/94 - 12/06	Van	CHR504	1000	80						2	UNT022	1	NA	NA	NA	* NO ECU REQD. Model with shipping hooks that are different angles. (UNIVERSAL WIRING KIT)



DESCRIPTION	YEAR	TYPE	TOWBAR PART No.	T CAP (KG)	BW (KG)	LUG TYPE	LUG No.	REMOVE BUMPER	BUMPER CUT OUT	EXP/CON	FITMENT	DIR. FIT WIRE HARNESS PART No.	WIRING	REVERSE SENSOR	FOG CUT OFF	DEALER CODING	FITMENT NOTES *Refer to owners manual for towing capacity and additional requirement
-------------	------	------	-----------------	------------	---------	----------	---------	---------------	----------------	---------	---------	--------------------------------	--------	----------------	-------------	---------------	-----------------------------------------------------------------------------------------

MITSUBISHI

See terminology page for details / abbreviations

GALANT

HG, HH	11/88 - 12/92	Hatchback/ Sedan	CHR039	1000	70	FF2	CR039	No	No		2	UNT022	1	NA	NA	NA	* NO ECU REQD (UNIVERSAL WIRING KIT)
HG, HH	10/90 - 3/93	Sedan	CHR042	1000	70	FF2	CR042	No	No		3	UNT022	1	NA	NA	NA	* NO ECU REQD. VR4 (UNIVERSAL WIRING KIT)

L300 EXPRESS

SA, SB, SC, SD, SE NOT WALKTHROUGH. 2WD	5/80 - 10/86	Van	CHR026	1000	80	FF2	CR026	No	No		2	UNT022	1	NA	NA	NA	* NO ECU REQD. (UNIVERSAL WIRING KIT)
SA, SB, SC, SD, SE NOT WALKTHROUGH. SQUARE SHAPE MODEL 4WD	6/82 - 10/86	Van	N/A									UNT022	1	NA	NA	NA	* NO ECU REQD. (UNIVERSAL WIRING KIT)
SF, SG, SH, SJ, WA FITS LPG. NOT WALKTHROUGH. 2WD & 4WD	11/86 - ON	Van	MIL390050	1000	100	FF2						UNT022	1	NA	NA	NA	* NO ECU REQD. (UNIVERSAL WIRING KIT)
SF, SG, SH, SJ, WA NOT WALKTHROUGH. 2WD & 4WD	11/86 - ON	Van	MIL390025	1000	100	FF2	191218					UNT022	1	NA	NA	NA	* NO ECU REQD. (UNIVERSAL WIRING KIT)
SF, SG, SH, SJ, WA SQUARE SHAPE MODEL 2WD	11/86 - ON	Van	CHR037	1000	80	FF2	CR037	No	No		4	UNT022	1	NA	NA	NA	* NO ECU REQD. WITH / WITHOUT LPG (UNIVERSAL WIRING KIT)

L300 STARWAGON

SA, SB, SC, SD, SE NOT WALKTHROUGH. 2WD	5/80 - 10/86	Bus	CHR026	1000	80	FF2	CR026	No	No		2	UNT022	1	NA	NA	NA	* NO ECU REQD. (UNIVERSAL WIRING KIT)
SA, SB, SC, SD, SE NOT WALKTHROUGH. SQUARE SHAPE MODEL 4WD	6/82 - 10/86	Bus	N/A									UNT022	1	NA	NA	NA	* NO ECU REQD. (UNIVERSAL WIRING KIT)
SF, SG, SH, SJ, WA SQUARE SHAPE MODEL 2WD	11/86 - ON	Bus	CHR037	1000	80	FF2	CR037	No	No		4	UNT022	1	NA	NA	NA	* NO ECU REQD. WITH / WITHOUT LPG (UNIVERSAL WIRING KIT)
SF, SG, SH, SJ, WA	6/94 - 5/04	Bus	CHR056	1000	80	FF2	CR037	No	No		4	UNT022	1	NA	NA	NA	* NO ECU REQD. WALK THROUGH MODEL (UNIVERSAL WIRING KIT)

LANCER

CA,CB	9/88 - 9/92	Hatchback/ Sedan	CHR041	750	60	FF2	CR041	No	No		2	UNT022	1	NA	NA	NA	* NO ECU REQD. Only fits model with rear muffler that runs left to right (UNIVERSAL WIRING KIT)
CC	10/92 - 4/96	Coupe/ Sedan	CHR046	750	60	FF2	CR046	No	No		2	UNT022	1	NA	NA	NA	* NO ECU REQD (UNIVERSAL WIRING KIT)
CC	10/92 - 12/95	Hatchback	CHR040	750	60	FF2	CR040	No	No		1	UNT022	1	NA	NA	NA	* NO ECU REQD (UNIVERSAL WIRING KIT)
CC,CE	10/92 - 6/02	Wagon	CHR048	750	60	FF2	CR048	No	No		2	UNT022	1	NA	NA	NA	* NO ECU REQD. NOT VRX (UNIVERSAL WIRING KIT)
CE	5/96 - 6/02	Coupe/ Sedan	CHR049	750	60		CR049	No	No		2	UNT022	1	NA	NA	NA	* NO ECU REQD. NOT VRX (UNIVERSAL WIRING KIT)
CG,CH,CJ	7/02 - 9/07	Sedan	CHR054CS	750	60	FF2	CR054CS	No	No		2	UNT022	1	NA	NA	NA	* NO ECU REQD. CS MODEL ONLY (UNIVERSAL WIRING KIT)

TOWING

DESCRIPTION	YEAR	TYPE	TOWBAR PART No.	T CAP (KG)	BW (KG)	LUG TYPE	LUG No.	REMOVE BUMPER	BUMPER CUT OUT	EXP/CON	FITMENT	DIR. FIT WIRE HARNESS PART No.	WIRING	REVERSE SENSOR	FOG CUT OFF	DEALER CODING	FITMENT NOTES *Refer to owners manual for towing capacity and additional requirement
See terminology page for details / abbreviations																	
MITSUBISHI																	
LANCER																	
CG,CH,CJ, CH NOT VRX OR LS	7/02 - 9/07	Sedan/Wagon	CHR054	750	60	FF2	CR054, CR054CS	No	No		2	UNT022	1	NA	NA	NA	* NO ECU REQD. CS series requires longer towlug (UNIVERSAL WIRING KIT)
CG,CH,CJ, CJ NOT EVO MODELS	10/07 - 10/11	Sedan	CHR057	1000	100	FF2	MZ059	No	No		2	UNTEC2W	0	NA	NA	NR	* ECU REQD (UNIVERSAL WIRING KIT)
CJ	11/11 - ON	Sedan	CHR505	1000	100	FF2	L264	No	No		2	UNT312	1	NA	NA	NA	* ECU REQD
LANCER SPORTBACK																	
CJ	10/07 - 10/11	Hatchback	CHR058	1000	100	FF2	CR058	No	No		2	UNTEC2W	0	NA	NA	NR	* ECU REQD (UNIVERSAL WIRING KIT)
CJ	11/11 - ON	Hatchback	CHR059	1000	100	FF2	CR058	No	No		2	UNTEC2W	0	NA	NA	NR	* ECU REQD (UNIVERSAL WIRING KIT)
MAGNA																	
TM, TN, TP	5/85 - 4/92	Sedan	CHR034A	1200	80	FF2	CR034A	No	No		2	UNT022	1	NA	NA	NA	* NO ECU REQD. TRANSMISSION OIL COOLER RECOMMENDED (UNIVERSAL WIRING KIT)
TN, TP	4/87 - 4/92	Wagon	CHR036	1200	80	FF2	FD047	No	No		3	UNT022	1	NA	NA	NA	* NO ECU REQD. TRANSMISSION OIL COOLER RECOMMENDED (UNIVERSAL WIRING KIT)
TR, TS	4/91 - 2/97	Sedan	CHR034	1200	80	FF2	CR034	No	No		2	UNT206		NA	NA	NR	* NO ECU REQD. TRANSMISSION OIL COOLER RECOMMENDED
TR, TS	5/91 - 2/97	Wagon	CHR043	1200	90	FF2	HD019	No	No		2	UNT022	1	NA	NA	NA	* NO ECU REQD (UNIVERSAL WIRING KIT)
TE, TF, TH, TJ, TL, TW	4/96 - 9/05	Sedan	CHR044	1600	90	FF2	CR044	No	No		2	UNT205		NA	NA	NR	* NO ECU REQD. TRANSMISSION OIL COOLER RECOMMENDED
TE, TF, TH, TJ, TL, TW	4/96 - 9/05	Wagon	CHR052	1500	90	FF2	HD019	No	No		2	UNT022	1	NA	NA	NA	* NO ECU REQD. TRANSMISSION OIL COOLER RECOMMENDED (UNIVERSAL WIRING KIT)
MIRAGE																	
CE	7/96 - 8/04	Hatchback	CHR047	500	60	FF2	CR047	No	No		2	UNT022	1	NA	NA	NA	* NO ECU REQD (UNIVERSAL WIRING KIT)
NIMBUS																	
UA,UB,UC	5/84 - 1/92	MPV	CHR031	850	70	FF2	CR031	No	No		2	UNT022	1	NA	NA	NA	* NO ECU REQD (UNIVERSAL WIRING KIT)
OUTLANDER																	
ZE, ZF	2/03 - 10/06	Wagon	MIT5006H	1200	120	S50	HD002H	No	No		1	UNT022	1	NA	NA	NA	* NO ECU REQD (UNIVERSAL WIRING KIT)
ZG,ZH	11/06 - 10/12	Wagon	MIT5013H	1600	160	S50	TY18H	No	No		1	UNT292		NA	NA	NR	* ECU REQD
ZG,ZH	11/06 - 10/12	Wagon	MIT5013H	1600	160	S50	TY18H	No	No		1	18130528J	2	NA	A		* EJ Harness.
ZG,ZH CLASS 3 TOWBAR, REMOVEABLE FLAT LUG	11/06 - 11/12	Wagon	CHR500	1600	160	FR	L301	Yes	Yes		3	UNT292		NA	NA	NR	* ECU REQD



DESCRIPTION	YEAR	TYPE	TOWBAR PART No.	T CAP (KG)	BW (KG)	LUG TYPE	LUG No.	REMOVE BUMPER	BUMPER CUT OUT	EXP/CON	FITMENT	DIR. FIT WIRE HARNESS PART No.	WIRING	REVERSE SENSOR	FOG CUT OFF	DEALER CODING	FITMENT NOTES *Refer to owners manual for towing capacity and additional requirement
-------------	------	------	-----------------	------------	---------	----------	---------	---------------	----------------	---------	---------	--------------------------------	--------	----------------	-------------	---------------	-----------------------------------------------------------------------------------------

mitsubishi

See terminology page for details / abbreviations

OUTLANDER

ZG,ZH CLASS 3 TOWBAR, REMOVEABLE FLAT LUG	11/06 - 11/12	Wagon	CHR500	1600	160	FR	L301	Yes	Yes		3	18130528J	2	NA	A		* EJ Harness.
(GFW, GGW)	11/12 - ON	Wagon	MIT5012H	2000	200	S50	HD132H	Yes	Yes		1	18130528J	2	NA	A		* EJ Harness.

PAJERO

NA, NB, NC, ND, NE, NG, NH, NJ, NK, NL	1983 - 5/00	Wagon	CHR030	1000	90		N/A	No	No		0	UNT022	1	NA	NA	NA	* NO ECU REQD. L shaped towbar with fixed lug (UNIVERSAL WIRING KIT)
NM, NP LWB ONLY NOT THE 3 DOOR	6/00 - 10/06	Open Off-Road Vehicle	MIT5005H	3000	250	S50	MT001	No	Yes		2	UNT247		NA	NA	NR	* NO ECU REQD.
NS, NT, NS, NT, NW, NS,NT TOWING OVER 2500kg LOWERS BALL LOAD TO 180kg	10/06 - On	Wagon	MIT5005H	3000	250	S50	MT001	No	Yes		2	UNT268	3	NA	NA	NR	* ECU REQD
NS, NT, NS, NT, NW, NS,NT TOWING OVER 2500kg LOWERS BALL LOAD TO 180kg	10/06 - On	Wagon	MIT5005H	3000	250	S50	MT001	No	Yes		2	UNT269RS					* ECU REQD. For vehicles with Reverse Sensors
NS, NT, NS, NT, NW, NS,NT TOWING OVER 2500kg LOWERS BALL LOAD TO 180kg	10/06 - On	Wagon	MIT5005H	3000	250	S50	MT001	No	Yes		2	18130504J	2	NA	A		* EJ Harness.
NS, NT	11/06 - 1/09	Wagon	MIL390125	3000	250	S50					2	UNT268	3	NA	NA	NR	* ECU REQD
NS, NT	11/06 - 1/09	Wagon	MIL390125	3000	250	S50					2	UNT269RS					* ECU REQD. For vehicles with Reverse Sensors
NS, NT	11/06 - 1/09	Wagon	MIL390125	3000	250	S50					2	18130504J	2	NA	A		* EJ Harness.

PAJERO IO

QA	1/99 - 9/01	Wagon	CHR507	1000	80	FF2	L206	No	Yes		2	UNT022	1	NA	NA	NA	* NO ECU REQD. LWB ONLY (UNIVERSAL WIRING KIT)
----	-------------	-------	--------	------	----	-----	------	----	-----	--	---	--------	---	----	----	----	------------------------------------------------

SIGMA

GE, GH	3/78 - 10/80	Sedan	CHR023	950	80	FF2	FD036	No	No		2	UNT022	1	NA	NA	NA	* NO ECU REQD (UNIVERSAL WIRING KIT)
GE, GH, GJ, GK, GN, GN	80 - 3/85	Wagon	CHR024	950	80		CR024	No	No		1	UNT022	1	NA	NA	NA	* NO ECU REQD (UNIVERSAL WIRING KIT)
GJ, GK, GN, GN	4/82 - 3/85	Sedan	CHR029	950	80		CR029	No	No		3	UNT022	1	NA	NA	NA	* NO ECU REQD (UNIVERSAL WIRING KIT)

SIGMA SCORPION

GE, GH	3/78 - 10/80	Coupe	CHR023	950	80	FF2	FD036	No	No		2	UNT022	1	NA	NA	NA	* NO ECU REQD (UNIVERSAL WIRING KIT)
GJ, GK, GN	7/79 - 10/80	Coupe	CHR028	950	70	FF2	CR028	No	No		3	UNT022	1	NA	NA	NA	* NO ECU REQD (UNIVERSAL WIRING KIT)

TOWING

DESCRIPTION	YEAR	TYPE	TOWBAR PART No.	T CAP (KG)	BW (KG)	LUG TYPE	LUG No.	REMOVE BUMPER	BUMPER CUT OUT	EXP/CON	FITMENT	DIR. FIT WIRE HARNESS PART No.	WIRING	REVERSE SENSOR	FOG CUT OFF	DEALER CODING	FITMENT NOTES *Refer to owners manual for towing capacity and additional requirement
-------------	------	------	-----------------	------------	---------	----------	---------	---------------	----------------	---------	---------	--------------------------------	--------	----------------	-------------	---------------	-----------------------------------------------------------------------------------------

MITSUBISHI

See terminology page for details / abbreviations

TRITON																	
ME, MF, MG, MH, MJ, MK 2WD & 4WD NO BUMPER	3/86 - 3/07	Cab Chassis/ Ute	MTS002H	2200	220	S50	MT001	No	No		2	UNT234		NA	NA	NR	* NO ECU REQD. Towing capacity varies between models, refer owners manual
ME, MF, MG, MH, MJ, MK, ML, MN 2WD & 4WD NO BUMPER	3/86 - 3/07	Cab Chassis/ Ute	CHR038	1000	90	FF2	CR038	No	No		2	UNT234		NA	NA	NR	* NO ECU REQD.
ML, MN	4/07 - ON	Cab Chassis/ Ute	CHR508	1200	120	FF2	L231	No	No		1	UNT263		NA	NA	NR	* ECU REQD
ML, MN	4/07 - ON	Cab Chassis/ Ute	CHR508	1200	120	FF2	L231	No	No		1	18130512J	2	NA	A		* EJ Harness.
ML, MN 2WD & 4WD WITH BUMPER/STEP	10/09 - ON	Ute	MIL390075	3000	300	S50	MT001				2	18130512J	2	NA	A		* EJ Harness.
ML, MN	10/09 - ON	Cab Chassis	MTS010H	3000	300	S50	MT010	No	No		2	UNT263		NA	NA	NR	* ECU REQD
ML, MN	10/09 - ON	Cab Chassis/ Ute	MTS010H	3000	300	S50	MT010	No	No		2	18130512J	2	NA	A		* EJ Harness.
ML, MN 2WD & 4WD NO BUMPER	4/07 - 9/09	Cab Chassis/ Ute	MIL390000	3000	300	S50	MT001	Yes			2	UNT263		NA	NA	NR	* ECU REQD
ML, MN 2WD & 4WD NO BUMPER	4/07 - 9/09	Cab Chassis/ Ute	MIL390000	3000	300	S50	MT001	Yes			2	18130512J	2	NA	A		* EJ Harness.
ML, MN	10/09 - 12/11	Ute	MTS010H	3000	300	S50	MT010	No	No		2	UNT263		NA	NA	NR	* ECU REQD
ML, MN 2WD & 4WD NO BUMPER	4/07 - 9/09	Cab Chassis/ Ute	MTS008H	3000	300		MT001	No	No		2	UNT263		NA	NA	NR	* ECU REQD
ML, MN 2WD & 4WD NO BUMPER	4/07 - 9/09	Cab Chassis/ Ute	MTS008H	3000	300		MT001	No	No		2	18130512J	2	NA	A		* EJ Harness.
ML, MN 2WD & 4WD WITH BUMPER/STEP	09/09 - ON	Ute	MIL390075	3000	300	S50	MT001				2	UNT263		NA	NA	NR	* ECU REQD
ML, MN 2WD & 4WD WITH BUMPER/STEP	4/07 - 9/09	Cab Chassis/ Ute	MTS007H	3000	300	S50	MT001	No	No		2	UNT263		NA	NA	NR	* ECU REQD
ML, MN 2WD & 4WD WITH BUMPER/STEP	4/07 - 9/09	Cab Chassis/ Ute	MTS007H	3000	300	S50	MT001	No	No		2	18130512J	2	NA	A		* EJ Harness.
ML, MN Dual Cab Triton MN Without Step	09/09 - On	Cab Chassis/ Ute	MTS501H	3000	300	S50		No	No		1	UNT263		NA	NA	NR	* ECU REQD
ML, MN	9/09 - On	Cab Chassis/ Ute	MIL390525	3000	300	S50		No	No		2	UNT263		NA	NA	NR	* ECU REQD



DESCRIPTION	YEAR	TYPE	TOWBAR PART No.	T CAP (KG)	BW (KG)	LUG TYPE	LUG No.	REMOVE BUMPER	BUMPER CUT OUT	EXP/CON	FITMENT	DIR. FIT WIRE HARNESS PART No.	WIRING	REVERSE SENSOR	FOG CUT OFF	DEALER CODING	FITMENT NOTES *Refer to owners manual for towing capacity and additional requirement
-------------	------	------	-----------------	------------	---------	----------	---------	---------------	----------------	---------	---------	--------------------------------	--------	----------------	-------------	---------------	-----------------------------------------------------------------------------------------

mitsubishi

See terminology page for details / abbreviations

TRITON

ML, MN	9/09 - On	Cab Chassis/ Ute	MIL390525	3000	300	S50		No	No		2	18130512J	2	NA	A		* EJ Harness.
ML, MN 2WD & 4WD NO BUMPER. TUB BODY ONLY NOT C/CHASSIS	01/12 - ON	Ute	MIT5011H	3000	300	S50	MT01	No	No		1	UNT263		NA	NA	NR	* NO ECU REQD. FOR CAB CHASSIS USE MITS010H
ML, MN 2WD & 4WD NO BUMPER. TUB BODY ONLY NOT C/CHASSIS	6/12 - ON	Ute	MIT5011H	3000	300	S50	MT01	No	No		1	18130512J	2	NA	A		* NO ECU REQD. EJ Harness. FOR CAB CHASSIS USE MITS010H
ML, MN 2WD & 4WD WITH BUMPER	10/09 - ON	Ute	MIT5009H	3000	300	S50	MT001	No	No		2	UNT263		NA	NA	NR	* ECU REQD
ML, MN 2WD & 4WD WITH BUMPER	10/09 - ON	Ute	MIT5009H	3000	300	S50	MT001	No	No		2	18130512J	2	NA	A		* EJ Harness.
MQ NO BUMPER/STEP	5/15 - ON	Cab Chassis/ Ute	MIT5503H	3100	310	S50		No	No		1	UNT263		NA	NA	NR	* ECU REQD
MQ NO BUMPER/STEP	5/15 - ON	Cab Chassis/ Ute	MIT5503H	3100	310	S50		No	No		1	750026ZT	1	A	A		* EJ Harness.
MQ WITH BUMPER/STEP	5/15 - ON	Ute	MIL390600	3100	310	S50	191237	Yes	No		1	UNT263		NA	NA	NR	* ECU REQD
MQ WITH BUMPER/STEP	5/15 - ON	Ute	MIL390600	3100	310	S50	191237	Yes	No		1	750026ZT	1	A	A		* EJ Harness.
MQ WITH BUMPER/STEP	5/15 - ON	Ute	MIL390625	3100	310	S50	191230	No	No		0	UNT263		NA	NA	NR	* ECU REQD
MQ WITH BUMPER/STEP	5/15 - ON	Ute	MIL390625	3100	310	S50	191230	No	No		0	750026ZT	1	A	A		* EJ Harness.
MQ WITH BUMPER/STEP	5/15 - ON	Ute	MIT5502H	3100	310	S50		Yes	No		2	UNT263		NA	NA	NR	* ECU REQD
MQ WITH BUMPER/STEP	5/15 - ON	Ute	MIT5502H	3100	310	S50		Yes	No		2	750026ZT	1	A	A		* EJ Harness.

VERADA

KR, KS	7/91 - 9/96	Sedan	CHR034V	1200	80	FF2	CR034V	No	No		2	UNT206		NA	NA	NR	* NO ECU REQD. TRANSMISSION OIL COOLER RECOMMENDED
KR, KS	8/91 - 3/97	Wagon	CHR043V	1200	90		HD031	No	No		2	UNT022	1	NA	NA	NA	* NO ECU REQD (UNIVERSAL WIRING KIT)
KE, KF, KH, KJ, KL, KW	10/96 - 9/05	Wagon	CHR052V	1500	90	FF2	HD031	No	No		2	UNT022	1	NA	NA	NA	* NO ECU REQD. TRANSMISSION OIL COOLER RECOMMENDED (UNIVERSAL WIRING KIT)
KE, KF, KH, KJ, KL, KW TOWBAR WILL FIT VRX	10/96 - 9/05	Sedan	CHR050	1600	90	FF2	CR044	No	No		2	UNT205		NA	NA	NR	* NO ECU REQD. TRANSMISSION OIL COOLER RECOMMENDED

NISSAN

See terminology page for details / abbreviations

720

720	1/82 - 3/86	Ute	DAT063	1000	90		DT063	No	No		3	UNT022	1	NA	NA	NA	* NO ECU REQD (UNIVERSAL WIRING KIT)
-----	-------------	-----	--------	------	----	--	-------	----	----	--	---	--------	---	----	----	----	--------------------------------------

BLUEBIRD

910	5/81 - 6/86	Sedan	DAT056	900	70		DT036	Yes	No		2	UNT022	1	NA	NA	NA	* NO ECU REQD (UNIVERSAL WIRING KIT)
W910	5/81 - 6/86	Wagon	DAT058	900	70		DT058	No	No		1	UNT022	1	NA	NA	NA	* NO ECU REQD (UNIVERSAL WIRING KIT)

TOWING

DESCRIPTION	YEAR	TYPE	TOWBAR PART No.	T CAP (KG)	BW (KG)	LUG TYPE	LUG No.	REMOVE BUMPER	BUMPER CUT OUT	EXP/CON	FITMENT	DIR. FIT WIRE HARNESS PART No.	WIRING	REVERSE SENSOR	FOG CUT OFF	DEALER CODING	FITMENT NOTES *Refer to owners manual for towing capacity and additional requirement
NISSAN																	
See terminology page for details / abbreviations																	
BLUEBIRD																	
U13	10/93 - 12/97	Sedan	DAT085	1000	80		DT085	No	No		2	UNT022	1	NA	NA	NA	* NO ECU REQD (UNIVERSAL WIRING KIT)
DATSUN 120 Y																	
KB 210	3/74 - 8/80	Coupe	N/A									UNT022	1	NA	NA	NA	* NO ECU REQD. COUPE ONLY (UNIVERSAL WIRING KIT)
KB 210 USE T2D224. WAGON ONLY	3/74 - 8/80	Coupe	N/A									UNT022	1	NA	NA	NA	* (UNIVERSAL WIRING KIT)
KB 210 USE T2D248. SEDAN ONLY	3/74 - 8/80	Coupe	N/A									UNT022	1	NA	NA	NA	* (UNIVERSAL WIRING KIT)
DATSUN 280C																	
430	3/78 - 2/83	Sedan	DAT052	1000	90		DT052	No	No		4	UNT022	1	NA	NA	NA	* NO ECU REQD (UNIVERSAL WIRING KIT)
DUALIS																	
J10, JJ10	1/08 - 5/12	Wagon	DAT090	1400	120	FF2	DT090	Yes			2	UNT022	1	NA	NA	NA	* NO ECU REQD. Does not fit the +2 model with 3rd row of seats. (UNIVERSAL WIRING KIT)
ELGRAND																	
E50	5/97 - 4/02	MPV	NIS601H	1400	180	S50		No	Yes		2						* NO ECU REQD
E51	02 - 10	MPV	NIS600H	1400	140	S50			Yes		2						* NO ECU REQD. IF THE VEHICLE HAS A SPOILER KIT ON IT THE CUT OUT WILL BE LARGER
JUKE																	
F15	10/13 - ON	Hatchback	NIS701	1500	75	ER	V71A	Yes	Yes		3	UNT797					* ECU REQD
MAXIMA																	
J30	4/90 - 2/95	Sedan	DAT076	1000	80		DT076	No	No		2	UNT022	1	NA	NA	NA	* NO ECU REQD (UNIVERSAL WIRING KIT)
A32	1/95 - 12/99	Sedan	DAT088	1000	80		DT088	No	No		2	UNT022	1	NA	NA	NA	* NO ECU REQD (UNIVERSAL WIRING KIT)
MAXIMA QX																	
A33	12/99 - 11/03	Sedan	DAT088	1000	80		DT088	No	No		2	UNT022	1	NA	NA	NA	* NO ECU REQD. Late model specification (UNIVERSAL WIRING KIT)
MURANO																	
Z50, Z51	8/05 - ON	Wagon	NIS013H	1500	150	S50	HD132H	No	Yes		1	UNTEC2W	0	NA	NA	NR	* ECM REQD (UNIVERSAL WIRING KIT)
NAVARA																	
D21	8/85 - 1/97	Cab Chassis/ Ute	DAT066A2	1000	90		DT0662	Yes	No		3	UNT022	1	NA	NA	NA	* NO ECU REQD. 2WD WITH BUMPER/STEP (UNIVERSAL WIRING KIT)



DESCRIPTION	YEAR	TYPE	TOWBAR PART No.	T CAP (KG)	BW (KG)	LUG TYPE	LUG No.	REMOVE BUMPER	BUMPER CUT OUT	EXP/CON	FITMENT	DIR. FIT WIRE HARNESS PART No.	WIRING	REVERSE SENSOR	FOG CUT OFF	DEALER CODING	FITMENT NOTES *Refer to owners manual for towing capacity and additional requirement
-------------	------	------	-----------------	------------	---------	----------	---------	---------------	----------------	---------	---------	--------------------------------	--------	----------------	-------------	---------------	-----------------------------------------------------------------------------------------

NISSAN See terminology page for details / abbreviations

NAVARA																	
D21	8/85 - 1/97	Cab Chassis/ Ute	DAT066A4	1000	90		DT0664	Yes	No		3	UNT022	1	NA	NA	NA	* NO ECU REQD. 4WD WITH BUMPER/STEP (UNIVERSAL WIRING KIT)
D21 2WD & 4WD NO BUMPER	8/85 - 1/97	Cab Chassis/ Ute	DAT066NB	1000	90		DT066	No	No		1	UNT022	1	NA	NA	NA	* NO ECU REQD. (UNIVERSAL WIRING KIT)
D21 2WD & 4WD NO BUMPER	8/85 - 1/97	Cab Chassis	NIS002H	3000	180	S50	MT001	No	No		1	UNT022	1	NA	NA	NA	* NO ECU REQD. Towing capacity varies between models, refer owners manual. (UNIVERSAL WIRING KIT)
D21 2WD & 4WD WITH BUMPER/STEP	8/85 - 1/97	Ute	NIS006H	3000	300	S50	MT001	Yes	No		3	UNT022	1	NA	NA	NA	* NO ECU REQD. Towing capacity varies between models, refer owners manual. (UNIVERSAL WIRING KIT)
D22	2/97 - 12/09	Cab Chassis/ Ute	DAT066A2	1000	90		DT0662	Yes	No		3	UNT230		NA	NA	NR	* NO ECU REQD. 2WD WITH BUMPER/STEP
D22 2WD & 4WD NO BUMPER	2/97 - 12/09	Cab Chassis/ Ute	DAT066NB	1000	90		DT066	No	No		1	UNT230		NA	NA	NR	* NO ECU REQD.
D22 2WD & 4WD NO BUMPER	3/97 - 4/15	Cab Chassis/ Ute	NIS002H	3000	180	S50	MT001	No	No		1	UNT230		NA	NA	NR	* NO ECU REQD. Towing capacity varies between models, refer owners manual.
D22 2WD & 4WD WITH BUMPER/STEP	1/09 - 4/15	Cab Chassis/ Ute	MIL490075	3000	300	S50	MT001	No			3	UNT230		NA	NA	NR	* NO ECU REQD. Towing capacity varies between models, refer owners manual. Does not fit 2010 model D22, lug not long enough.
D22 2WD & 4WD WITH BUMPER/STEP	2/97 - 12/08	Ute	NIS006H	3000	300	S50	MT001	Yes	No		3	UNT230		NA	NA	NR	* NO ECU REQD. Towing capacity varies between models, refer owners manual.
D22 THAI BUILT MODEL ONLY - 2WD & 4WD WITH BUMPER/STEP	01/09 - 4/15	Ute	NIS011H	3000	300	S50	MT001L	Yes	No		3	UNT280					* NO ECU REQD. Towing capacity varies between models, refer owners manual.
D22	1/09 - 12/09	Cab Chassis/ Ute	DAT066A2	1000	90		DT0662	Yes	No		3	UNT280					* NO ECU REQD. Thai built model only - 2WD WITH BUMPER/STEP
D22	1/09 - 4/15	Cab Chassis/ Ute	DAT066A4	1000	90		DT0664	Yes	No		3	UNT280					* NO ECU REQD. Thai built model only - 4WD WITH BUMPER/STEP
D22	2/97 - 12/09	Cab Chassis/ Ute	DAT066A4	1000	90		DT0664	Yes	No		3	UNT230		NA	NA	NR	* NO ECU REQD. 4WD WITH BUMPER/STEP
D22 2WD & 4WD NO BUMPER	1/09 - 12/09	Cab Chassis/ Ute	DAT066NB	1000	90		DT066	No	No		1	UNT280					* NO ECU REQD. Thai built model only.
D22 2WD & 4WD WITH BUMPER/STEP	1/09 - 4/15	Cab Chassis/ Ute	NIS011H	3000	300	S50	MT001L	Yes	No		3	UNT230		NA	NA	NR	* NO ECU REQD. Towing capacity varies between models, refer owners manual.



TOWING

DESCRIPTION	YEAR	TYPE	TOWBAR PART No.	T CAP (KG)	BW (KG)	LUG TYPE	LUG No.	REMOVE BUMPER	BUMPER CUT OUT	EXP/CON	FITMENT	DIR. FIT WIRE HARNESS PART No.	WIRING	REVERSE SENSOR	FOG CUT OFF	DEALER CODING	FITMENT NOTES *Refer to owners manual for towing capacity and additional requirement
-------------	------	------	-----------------	------------	---------	----------	---------	---------------	----------------	---------	---------	--------------------------------	--------	----------------	-------------	---------------	-----------------------------------------------------------------------------------------

NISSAN See terminology page for details / abbreviations

NAVARA																	
D22 THAI BUILT MODEL ONLY - 2WD & 4WD NO BUMPER	1/09 - 4/15	Cab Chassis/ Ute	NIS002H	3000	180	S50	MT001	No	No		1	UNT280					* NO ECU REQD. Towing capacity varies between models, refer owners manual.
D22 THAI BUILT MODELS ONLY - 2WD & 4WD WITH BUMPER/STEP	1/09 - 4/15	Cab Chassis/ Ute	MIL490075	3000	300	S50	MT001	No			3	UNT280					* NO ECU REQD. Towing capacity varies between models, refer owners manual. Does not fit 04/09-on D22
D40 2WD & 4WD NO BUMPER	12/05 - 12/09	Ute	NIS012H	3000	300	S50		No	No		1	UNT254	NA	NA	NR		* NO ECU REQD. Towing capacity varies between models, refer owners manual. Thailand built vehicles.
D40 2WD & 4WD NO BUMPER	12/05 - 7/15	Cab Chassis/ Ute	MIL490100	3000	300	S50	MT001				2	UNT254	NA	NA	NR		* NO ECU REQD. Towing capacity varies between models, refer owners manual. Thailand built vehicles.
D40 2WD & 4WD WITH BUMPER/STEP	12/05 - 12/09	Ute	NIS007H	3000	300	S50	MT001	No	No		2	UNT254	NA	NA	NR		* NO ECU REQD. Towing capacity varies between models, refer owners manual. Thailand built vehicles.
D40 2WD & 4WD NO BUMPER	1/10 - 4/15	Cab Chassis	NIS010H	3000	300	S50	MT001	No	No		2	UNT288	NA	NA	NR		* NO ECU REQD.
D40 2WD & 4WD NO BUMPER	1/10 - 4/15	Cab Chassis	NIS010H	3000	300	S50	MT001	No	No		2	18140517J	2	A	A		* NO ECU REQD. EJ Harness.
D40 2WD & 4WD NO BUMPER	12/05 - 12/09	Cab Chassis	NIS010H	3000	300	S50	MT001	No	No		2	UNT254	NA	NA	NR		* NO ECU REQD. Direct Fit up to 12/09 UNT254. For 01/10 on use UNT288
D40 2WD & 4WD NO BUMPER	1/10 - 4/15	Ute	NIS012H	3000	300	S50		No	No		1	UNT288	NA	NA	NR		* NO ECU REQD. Towing capacity varies between models, refer owners manual.
D40 2WD & 4WD NO BUMPER	1/10 - 4/15	Ute	NIS012H	3000	300	S50		No	No		1	18140517J	2	A	A		* NO ECU REQD. EJ Harness. Towing capacity varies between models, refer owners manual.
D40 2WD & 4WD NO BUMPER	1/11 - 7/15	Ute	MIL490100	3000	300	S50	MT001				2	UNT288	NA	NA	NR		* NO ECU REQD. Towing capacity varies between models, refer owners manual. Thailand built vehicles.
D40 2WD & 4WD NO BUMPER	1/11 - 7/15	Ute	MIL490100	3000	300	S50	MT001				2	18140517J	2	A	A		* NO ECU REQD. EJ Harness. Towing capacity varies between models, refer owners manual. Thailand built vehicles.
D40 2WD & 4WD WITH BUMPER/STEP	1/11 - 7/15	Ute	NIS007H	3000	300	S50	MT001	No	No		2	UNT288	NA	NA	NR		* NO ECU REQD. Towing capacity varies between models, refer owners manual.
D40 2WD & 4WD WITH BUMPER/STEP	1/11 - 7/15	Ute	NIS007H	3000	300	S50	MT001	No	No		2	18140517J	2	A	A		* NO ECU REQD. EJ Harness. Towing capacity varies between models, refer owners manual.
D23 (NP300)	3/15 - ON	Ute	MIL490350	3500	300	S50	191230	No	No		1	UNT334	0	NA	NA	NA	*
D23 (NP300)	3/15 - ON	Ute	MIL490350	3500	300	S50	191230	No	No		1	750007ZT	0	A	NA	NA	* EJ Harness
D23 (NP300)	5/15 - On	Ute	NIS506H	3500	300	S50		Yes	No		1	UNT334	0	NA	NA	NA	*
D23 (NP300)	5/15 - On	Ute	NIS506H	3500	300	S50		Yes	No		1	750007ZT	0	A	NA	NA	* EJ Harness



DESCRIPTION	YEAR	TYPE	TOWBAR PART No.	T CAP (KG)	BW (KG)	LUG TYPE	LUG No.	REMOVE BUMPER	BUMPER CUT OUT	EXP/CON	FITMENT	DIR. FIT WIRE HARNESS PART No.	WIRING	REVERSE SENSOR	FOG CUT OFF	DEALER CODING	FITMENT NOTES *Refer to owners manual for towing capacity and additional requirement
-------------	------	------	-----------------	------------	---------	----------	---------	---------------	----------------	---------	---------	--------------------------------	--------	----------------	-------------	---------------	-----------------------------------------------------------------------------------------

NISSAN See terminology page for details / abbreviations

NOMAD

C22	1986 - 9/92	Bus	DAT074	1000	80		DT074	No	No		1	UNT022	1	NA	NA	NA	* NO ECU REQD (UNIVERSAL WIRING KIT)
-----	-------------	-----	--------	------	----	--	-------	----	----	--	---	--------	---	----	----	----	--------------------------------------

PATHFINDER

WD21	12/86 - 10/95	Wagon	DAT070	1000	80		DT070	No	No		1	UNT222		NA	NA	NR	* NO ECU REQD
R50	11/95 - 06/05	Wagon	NIS003H	2000	150	S50	MT001	No	No		2	UNT022	1	NA	NA	NA	* NO ECU REQD (UNIVERSAL WIRING KIT)
R51	7/05 - 12/13	Wagon	MIL490050	3000	220	S50	NS001				2	UNT022	1	NA	NA	NA	* NO ECU REQD. Cannot be used in conjunction with a weight distribution hitch as per the vehicle specifications (UNIVERSAL WIRING KIT)
R51	7/05 - 12/13	Wagon	NIS008H	3000	220	S50	HD132H	Yes	Yes		2	UNT022	1	NA	NA	NA	* NO ECU REQD. Cannot be used in conjunction with a weight distribution hitch as per the vehicle specifications (UNIVERSAL WIRING KIT)
R52	10/13 - On	Wagon	NIS505H	2700	270	S50											* FITS FWD, AWD & HYBRID MODELS

PATROL

GQ, GU, Y60	1/88 - ON	Cab Chassis	FOR014H	2800	180		MT001	No	No		2	UNT022	1	NA	NA	NA	* NO ECU REQD. COIL SPRINGS ONLY (UNIVERSAL WIRING KIT)
GQ, K260	1/88 - 12/97	Wagon	FOR053	1250	90		FD053	No	No		2	UNT022	1	NA	NA	NA	* NO ECU REQD. LEAF SPRINGS ONLY (UNIVERSAL WIRING KIT)
GQ	2/92 - 11/97	Wagon	MIL490125	2500	250	S50					2	UNT022	1	NA	NA	NA	* NO ECU REQD (UNIVERSAL WIRING KIT)
GQ COIL SPRINGS ONLY	1/88 - ON	Wagon	FOR001H	3500	350		MT001	Yes	No		2	UNT022	1	NA	NA	NA	* NO ECU REQD. (UNIVERSAL WIRING KIT)
GU	01/98 - ON	Wagon	FOR001H	3500	350		MT001	Yes	No		2	UNT218					* NO ECU REQD. COIL SPRINGS ONLY
GU	1/98 - ON	Wagon	MIL490025	2800	180	S50	FD001				2	UNT218					* NO ECU REQD
Y62 Tow Bar Not Yet Available. CAN-Bus Wiring Kit Only	2/13 - On	Wagon	N/A									750006ZT					* EJ Harness. CAN-Bus Harness Only

PINTARA

R31	6/86 - 10/89	Sedan	DAT068	1000	80		HD014	No	No		2	UNT022	1	NA	NA	NA	* NO ECU REQD (UNIVERSAL WIRING KIT)
R31	6/86 - 10/89	Wagon	DAT069	1000	70		DT069	No	No		2	UNT022	1	NA	NA	NA	* NO ECU REQD. 2 piece towbar (UNIVERSAL WIRING KIT)
U12	11/89 - 4/93	Hatchback/ Sedan	DAT075	900	80		DT075	No	No		2	UNT022	1	NA	NA	NA	* NO ECU REQD (UNIVERSAL WIRING KIT)
U12	11/89 - 4/93	Sedan	DAT077	900	80		DT077	No	No		2	UNT022	1	NA	NA	NA	* NO ECU REQD. TRX MODEL ONLY (UNIVERSAL WIRING KIT)



TOWING

DESCRIPTION	YEAR	TYPE	TOWBAR PART No.	T CAP (KG)	BW (KG)	LUG TYPE	LUG No.	REMOVE BUMPER	BUMPER CUT OUT	EXP/CON	FITMENT	DIR. FIT WIRE HARNESS PART No.	WIRING	REVERSE SENSOR	FOG CUT OFF	DEALER CODING	FITMENT NOTES *Refer to owners manual for towing capacity and additional requirement
See terminology page for details / abbreviations																	
NISSAN																	
PRAIRIE																	
M10, NM10	12/82 - 12/86	MPV	DAT061	800	70		DT061	No	No		2	UNT022	1	NA	NA	NA	* NO ECU REQD (UNIVERSAL WIRING KIT)
PULSAR																	
N12	1/83 - 7/87	Hatchback/ Sedan	DAT062	750	60		DT062	No	No		2	UNT022	1	NA	NA	NA	* NO ECU REQD (UNIVERSAL WIRING KIT)
N13	8/87 - 9/91	Hatchback	DAT071	800	70		DT071	No	No		1	UNT022	1	NA	NA	NA	* NO ECU REQD (UNIVERSAL WIRING KIT)
N13	7/87 - 8/96	Sedan	DAT072	800	70		DT072	No	No		1	UNT022	1	NA	NA	NA	* NO ECU REQD (UNIVERSAL WIRING KIT)
N14	10/91 - 7/95	Hatchback	DAT080	800	70		DT080	No	No		1	UNT022	1	NA	NA	NA	* NO ECU REQD. GTI-R & SSS (UNIVERSAL WIRING KIT)
N14	10/91 - 7/95	Sedan	DAT078	800	70		DT078	No	No		1	UNT022	1	NA	NA	NA	* NO ECU REQD (UNIVERSAL WIRING KIT)
N14	10/91 - 7/95	Hatchback	DAT079	800	70		DT079	No	No		1	UNT022	1	NA	NA	NA	* NO ECU REQD. NOT GTI-R (UNIVERSAL WIRING KIT)
N15	8/95 - 6/00	Hatchback	DAT083	800	70		DT083	No	No		2	UNT022	1	NA	NA	NA	* NO ECU REQD. NOT SSS (UNIVERSAL WIRING KIT)
N15	8/95 - 6/00	Sedan	DAT084	800	70		DT084	No	No		2	UNT022	1	NA	NA	NA	* NO ECU REQD. NOT SSS (UNIVERSAL WIRING KIT)
N16	6/00 - 5/06	Sedan	DAT086	800	70		DT086	Yes	No		2	UNT022	1	NA	NA	NA	* NO ECU REQD. NOT SSS (UNIVERSAL WIRING KIT)
N16	6/00 - 5/06	Hatchback	DAT087	800	70		DT087	Yes	No		2	UNT022	1	NA	NA	NA	* NO ECU REQD. NOT SSS (UNIVERSAL WIRING KIT)
C12	2/13 - ON	Hatchback	NIS503	1200	120	FF2	L233	Yes	Yes		3	UNT022	1	NA	NA	NA	* NO ECU REQD (UNIVERSAL WIRING KIT)
QASHQAI																	
		Wagon	DAT090	1400	120	FF2	DT090	Yes			2	UNTEC2W	0	NA	NA	NR	* ECU REQD (UNIVERSAL WIRING KIT)
SKYLINE																	
R30	3/81 - 6/86	Sedan	DAT060	900	80		DT060	No	No		4	UNT022	1	NA	NA	NA	* NO ECU REQD (UNIVERSAL WIRING KIT)
R31	6/86 - 10/89	Wagon	DAT069	1000	70		DT069	No	No		2	UNT022	1	NA	NA	NA	* NO ECU REQD. 2 piece towbar (UNIVERSAL WIRING KIT)
R31	7/86 - 12/90	Sedan	DAT068	1000	80		HD014	No	No		2	UNT022	1	NA	NA	NA	* NO ECU REQD (UNIVERSAL WIRING KIT)
SUNNY																	
140Y, 150Y ONLY	USE T2D248. SEDAN ONLY	7/73 - 2/82	Sedan	N/A								UNT022	1	NA	NA	NA	* (UNIVERSAL WIRING KIT)
140Y, 150Y		6/79 - 10/81	Sedan	N/A								UNT022	1	NA	NA	NA	* NO ECU REQD (UNIVERSAL WIRING KIT)



DESCRIPTION	YEAR	TYPE	TOWBAR PART No.	T CAP (KG)	BW (KG)	LUG TYPE	LUG No.	REMOVE BUMPER	BUMPER CUT OUT	EXP/CON	FITMENT	DIR. FIT WIRE HARNESS PART No.	WIRING	REVERSE SENSOR	FOG CUT OFF	DEALER CODING	FITMENT NOTES *Refer to owners manual for towing capacity and additional requirement
-------------	------	------	-----------------	------------	---------	----------	---------	---------------	----------------	---------	---------	--------------------------------	--------	----------------	-------------	---------------	-----------------------------------------------------------------------------------------

NISSAN See terminology page for details / abbreviations

TERRANO

R20	1991 - 1995	Wagon	NIS004H	1500	120	S50	MT001	No	No		2	UNT022	1	NA	NA	NA	* NO ECU REQD. Suits JDM import model only (UNIVERSAL WIRING KIT)
R20	3/97 - 6/00	Wagon	NIS001H	2000	120	S50	MT001	No	No		2	UNT022	1	NA	NA	NA	* NO ECU REQD. Australian delivered vehicles only (UNIVERSAL WIRING KIT)

TIIDA

SC11X	2/06 - ON	Sedan	DAT089	1000	80		DT089	Yes	No		3	UNT022	1	NA	NA	NA	* NO ECU REQD (UNIVERSAL WIRING KIT)
-------	-----------	-------	--------	------	----	--	-------	-----	----	--	---	--------	---	----	----	----	--------------------------------------

X-TRAIL

T30	10/01 - 9/07	Wagon	NIS005H	2000	140	S50	MT001	Yes	No		2	UNT237		NA	NA	NR	* NO ECU REQD
T30	10/01 - 9/07	Wagon	NIS502									UNT237		NA	NA	NR	* NO ECU REQD
T31	10/07 - 5/14	Wagon	MIL490150	2000	200	S50					3	UNT281		NA	NA	NR	* NO ECU REQD
T31	10/07 - 5/14	Wagon	NIS009H	2000	200	S50	HD132H	Yes	Yes		3	UNT281		NA	NA	NR	* NO ECU REQD
T32	6/14 - ON	Wagon	NIS014H	2000	200	S50	HY5H	Yes	Yes		3	UNTEC2W	0	NA	NA	NR	* ECU REQD (UNIVERSAL WIRING KIT)
T32	6/14 - ON	Wagon	MIL490325	2000	200	S50		Yes	Yes		2	UNT511	3	U2	NA	NA	* ECU REQD
T32	6/14 - ON	Wagon	N/A									UNTEC2W	0	NA	NA	NR	* ECU REQD. (UNIVERSAL WIRING KIT)

OPEL See terminology page for details / abbreviations

ASTRA

	9/12 - ON	Hatchback	OPE702	1800	75	ER		Yes	Yes		3	UNT778	3				* ECU REQD
J	9/12 - ON	Wagon	OPE703	1800	75	EF2		Yes	Yes		3	UNT778	3				* ECU REQD

CORSA

	9/12 - ON	Hatchback	OPE701	1300	50	ER		Yes	Yes		4	UNTEC2W	0	NA	NA	NR	* ECU REQD (UNIVERSAL WIRING KIT)
--	-----------	-----------	--------	------	----	----	--	-----	-----	--	---	---------	---	----	----	----	-----------------------------------

INSIGNIA

	9/12 - ON	Sedan/Wagon	OPE700	2000	85	ER		Yes	Yes		3	UNT778	3				* ECU REQD
--	-----------	-------------	--------	------	----	----	--	-----	-----	--	---	--------	---	--	--	--	------------

ZAFIRA

	2/13 - On	Wagon	OPE704	1500	75	ER		Yes	Yes		3	UNT778	3				* ECU REQD
--	-----------	-------	--------	------	----	----	--	-----	-----	--	---	--------	---	--	--	--	------------

PEUGEOT See terminology page for details / abbreviations

206

2A/C	9/99 - 2/07	Hatchback	PEU700	1100	50	ER	F27A	Yes	Yes		2	UNTEC2W	0	NA	NA	NR	* ECU REQD (UNIVERSAL WIRING KIT)
------	-------------	-----------	--------	------	----	----	------	-----	-----	--	---	---------	---	----	----	----	-----------------------------------

207

WA,WC- NOT CONVERTIBLE	3/07 - ON	Hatchback	PEU707	1150	46	EF2		Yes	Yes		2	UNT781	2				* ECU REQD
------------------------	-----------	-----------	--------	------	----	-----	--	-----	-----	--	---	--------	---	--	--	--	------------

TOWING

DESCRIPTION	YEAR	TYPE	TOWBAR PART No.	T CAP (KG)	BW (KG)	LUG TYPE	LUG No.	REMOVE BUMPER	BUMPER CUT OUT	EXP/CON	FITMENT	DIR. FIT WIRE HARNESS PART No.	WIRING	REVERSE SENSOR	FOG CUT OFF	DEALER CODING	FITMENT NOTES *Refer to owners manual for towing capacity and additional requirement.
See terminology page for details / abbreviations																	
PEUGEOT																	
207 SW																	
WK	06/07 - ON	Wagon	PEU712	1150	50	ER		Yes	No		2	UNT781	2				* ECU REQD
WK NOT CONVERTIBLE	3/07 - ON	Wagon	PEU707	1150	46	EF2		Yes	Yes		2	UNT781	2				* ECU REQD
208																	
	9/12 - ON	Hatchback	PEU713	1200	50	ER	F41A	Yes	No		3	UNTEC2W	0	NA	NA	NR	* ECU REQD. (UNIVERSAL WIRING KIT)
3008																	
	6/10 - ON	MPV	PEU705	1650	70	ER		No	No		2	UNT753	1	VC	NA	C	* ECU REQD
307																	
3A/C	2/08 - 7/11	Hatchback	PEU701	1700	76	ER		Yes	Yes		1	UNT781	2				* ECU REQD
3E, 3H	12/01 - 6/08	Wagon	PEU706	1500	60	ER		No	Yes		2	UNT752	1	NA	Me	NR	* ECU REQD
308																	
4A,4C	2/08 - 7/11	Hatchback	PEU701	1700	76	ER		Yes	Yes		1	UNT781	2				* ECU REQD
	10/14 - On	Hatchback	PEU715V	1500	80	EV		Yes	Yes		2	UNTEC2W	0	NA	NA	NR	* ECU REQD (UNIVERSAL WIRING KIT)
308 SW																	
	2/08 - ON	Wagon	PEU708	1700	75	ER					3	UNT753	1	VC	NA	C	* ECU REQD
406																	
8B	11/95 - 5/04	Sedan	PEU704	1700	80	EF2		Yes	No		2	UNTEC2W	0	NA	NA	NR	* ECU REQD (UNIVERSAL WIRING KIT)
8E/F	10/96 - 10/04	Wagon	PEU711	1700	80	EF2		No	No		2						* ECU REQD
407																	
6D NOT THE V6 MODEL	9/04 - 7/08	Sedan	PEU702	1600	65	ER		Yes	No		3	UNTEC2W	0	NA	NA	NR	* ECU REQD (UNIVERSAL WIRING KIT)
6E	9/04 - 3/11	Wagon	PEU703	1800	75	ER		Yes	No		1	UNT781	2				* ECU REQD
6D	9/08 - ON	Sedan	CIT707	2100	80	ER		Yes	No		2	UNT781	2				* ECU REQD
5008																	
	5/13 - ON	MPV	PEU714	1800	100	ER	F37A	Yes	Yes		2	UNTEC2W	0	NA	NA	NR	* ECU REQD (UNIVERSAL WIRING KIT)
504																	
A NOT EXECUTIVE MODEL	7/68 - 6/86	Sedan	PEU007	950	80	ER	PU007				4						* NO ECU REQD.
505																	
551A NOT EXECUTIVE MODEL	5/79 - 12/93	Sedan	PEU007	950	80	ER	PU007				4						* NO ECU REQD.
508																	
	7/11 - ON	Wagon	PEU709	1900	75	ER		Yes	Yes		3	UNTEC2W	0	NA	NA	NR	* ECU REQD (UNIVERSAL WIRING KIT)



DESCRIPTION	YEAR	TYPE	TOWBAR PART No.	T CAP (KG)	BW (KG)	LUG TYPE	LUG No.	REMOVE BUMPER	BUMPER CUT OUT	EXP/CON	FITMENT	DIR. FIT WIRE HARNESS PART No.	WIRING	REVERSE SENSOR	FOG CUT OFF	DEALER CODING	FITMENT NOTES *Refer to owners manual for towing capacity and additional requirement
-------------	------	------	-----------------	------------	---------	----------	---------	---------------	----------------	---------	---------	--------------------------------	--------	----------------	-------------	---------------	-----------------------------------------------------------------------------------------

PEUGEOT

See terminology page for details / abbreviations

508																	
	7/11 - ON	Wagon	PEU710	1900	75	ER		Yes	No		3	UNTEC2W	0	NA	NA	NR	* ECU REQD (UNIVERSAL WIRING KIT)
EXPERT																	
VF3A,VF3U,VF3X	4/08 - ON	Van	FIA701	2000	80	EF2		Yes	Yes		2	UNT772	1	VC	NA	C	* ECU REQD
PARTNER																	
5	97 - 1/08	Van	CIT705	1100	70	EF2		No	No		2	UNT773	1	NA	Mo	NR	* ECU REQD
5 DOOR. SWB	2/08 - ON	Van	CIT704	1600	70	EF2		No	No		1	UNT781	2				* Vehicle length 4380mm. ECU REQD
6 DOOR LWB	2/08 - ON	Van	CIT706	1600	70	EF2		No	No		1	UNT781	2				* Vehicle length 4680mm. ECU REQD

PORSCHE

See terminology page for details / abbreviations

CAYENNE																	
955	9/02 - On	Wagon	VWK705	3500	140	ER	K46A	Yes	Yes		2	UNT733	4	U2	NA	M	* (UNIVERSAL WIRING KIT)
955	9/02 - On	Wagon	VWK713V	3500	140	EV	K46V	Yes	Yes		3	UNT765	3	A	A	NR	*

RENAULT

See terminology page for details / abbreviations

CAPTUR																	
X87	2/15 - On	Wagon	REN714	1200	75	ER	G79A	No	No		3						*
FLUENCE																	
L30	11/10 - ON	Sedan	REN706	1300	75	ER		Yes	Yes		2	UNTEC2W	0	NA	NA	NR	* ECU REQD (UNIVERSAL WIRING KIT)
GRAND SCÉNIC																	
JM0/1	6/06 - ON	MPV	REN707	1300	75	ER		Yes	Yes		2	UNT756	2	NA	Me	NR	* ECU REQD
KANGOO																	
FC0/1, KW0/1	8/04 - 11/10	MPV/ Van	REN708	1350	75	EF2		No	No		1	UNT769	2	NA	Me	NR	* ECU REQD
FW0/1, KW0/1, X61	12/10 - ON	MPV/ Van	REN713	1350	75	ER	G54A	No	No		1	18500581J	2	NA	A		* EJ Harness.
KOLEOS																	
HY	9/08 - ON	Wagon	REN709	2000	100	ER		Yes	No		2	UNT758	2	FF	Mi	NR	* ECU REQD
LAGUNA																	
KG0/1	3/02 - 4/06	Wagon	REN700	1800	75	ER		Yes	No		1	UNTEC2W	0	NA	NA	NR	* ECU REQD (UNIVERSAL WIRING KIT)
BT0/1	7/08 - 4/11	Hatchback	REN702	1500	75	ER		No	No		1	UNT727	1	FF	Mo	NR	* ECU REQD
KT0/1	7/08 - 4/11	Wagon	REN701	1700	75	EF2					0	UNT730	1	FF	Mo	NR	* ECU REQD
MEGANE																	
BM0/1, CM0/1	12/03 - 10/10	Hatchback	REN704	1300	75	ER		Yes	Yes		2	UNT754	2	NA	Mo	NR	* ECU REQD

TOWING

DESCRIPTION	YEAR	TYPE	TOWBAR PART No.	T CAP (KG)	BW (KG)	LUG TYPE	LUG No.	REMOVE BUMPER	BUMPER CUT OUT	EXP/CON	FITMENT	DIR. FIT WIRE HARNESS PART No.	WIRING	REVERSE SENSOR	FOG CUT OFF	DEALER CODING	FITMENT NOTES *Refer to owners manual for towing capacity and additional requirement
-------------	------	------	-----------------	------------	---------	----------	---------	---------------	----------------	---------	---------	--------------------------------	--------	----------------	-------------	---------------	-----------------------------------------------------------------------------------------

RENAULT

See terminology page for details / abbreviations

MEGANE

LM0/1	9/03 - 7/10	Sedan	REN705	1300	75	ER		Yes	Yes		2	UNT757	1	NA	Me	NR	* ECU REQD
BZ0	11/10 - ON	Hatchback	REN710	1300	75	ER		Yes	No		4	UNT759	2	FF	Mo	NR	* ECU REQD

SCÉNIC

JA0/1	5/01 - 1/05	MPV	REN711	1400	75	EF2		No	No		1	UNTEC2W	0	NA	NA	NR	* ECU REQD (UNIVERSAL WIRING KIT)
JM0/1	2/05 - ON	MPV	REN707	1300	75	ER		Yes	Yes		2	UNTEC2W	0	NA	NA	NR	* ECU REQD (UNIVERSAL WIRING KIT)

TRAFIC

FL CAN USE UNT771 FOR MODEL 2007 - ON	4/04 - ON	Van	REN712	2000	80	EFB		No	No		1						* ECU REQD
---------------------------------------	-----------	-----	--------	------	----	-----	--	----	----	--	---	--	--	--	--	--	------------

SAAB

See terminology page for details / abbreviations

9-3

YS3F	11/02 - ON	Convertible/ Sedan	SAA700	1600	80	ER		Yes	Yes		2	UNT712	3	A	A	M	* ECU REQD
YS3F	11/02 - ON	Convertible/ Sedan	SAA702	1600	80	EF2		Yes	Yes		2	UNT712	3	A	A	M	* ECU REQD

9-5

YS3E	11/97 - 3/11	Sedan/ Wagon	SAA704	1800	75	ER		Yes	No		2	UNTEC2W	0	NA	NA	NR	* ECU REQD (UNIVERSAL WIRING KIT)
YS3E	11/97- 3/11	Sedan/ Wagon	SAA703	1800	75	EF2		Yes	No		2	UNTEC2W	0	NA	NA	NR	* ECU REQD (UNIVERSAL WIRING KIT)

SKODA

See terminology page for details / abbreviations

FABIA

	99 - 8/11	Hatchback	SKO704			ER		Yes	Yes		3	UNT716	3	VC	A	C	* ECU REQD
NJ	07/2015 - ON	Hatchback	SKO710	1200	75	ER	H24A	Yes	Yes		3	UNT788	2				*
NJ	8/15 - ON	Hatchback	SKO711	1200	75	ER	H25A	Yes	Yes		3						* ECU REQD

OCTAVIA

1Z5 SCOUT 4X4 ONLY	10/07 - 9/13	Wagon	SKO701	1800	75	EF2	H14A	Yes	Yes		1	UNT716	3	VC	A	C	* ECU REQD
1Z5 Vertical Detach. SCOUT 4X4 ONLY	10/07 - 9/13	Wagon	SKO701V	1800	100	EV	H14V	Yes	Yes		3	UNT716	3	VC	A	C	* ECU REQD
5E3, 5E5	10/13 - ON	Hatchback/ Wagon	SKO707	1800	100	ER	H20A	Yes	Yes		3	UNT716	3	VC	A	C	* ECU REQD
5E3, 5E5 Vertical Detach	10/13 - ON	Hatchback/ Wagon	SKO707V	1800	100	EV	H20V	Yes	Yes		3	UNT716	3	VC	A	C	* ECU REQD

RAPID

NH1, NH3	5/14 - ON	Hatchback	SKO709	1500	75	ER	H21A	Yes	Yes		3	UNTEC2W	0	NA	NA	NR	* (UNIVERSAL WIRING KIT)
----------	-----------	-----------	--------	------	----	----	------	-----	-----	--	---	---------	---	----	----	----	--------------------------



DESCRIPTION	YEAR	TYPE	TOWBAR PART No.	T CAP (KG)	BW (KG)	LUG TYPE	LUG No.	REMOVE BUMPER	BUMPER CUT OUT	EXP/CON	FITMENT	DIR. FIT WIRE HARNESS PART No.	WIRING	REVERSE SENSOR	FOG CUT OFF	DEALER CODING	FITMENT NOTES *Refer to owners manual for towing capacity and additional requirement
-------------	------	------	-----------------	------------	---------	----------	---------	---------------	----------------	---------	---------	--------------------------------	--------	----------------	-------------	---------------	-----------------------------------------------------------------------------------------

SKODA See terminology page for details / abbreviations

ROOMSTER																	
5J	10/07 - 11/10	MPV	SKO705	1200	75	ER		Yes	Yes		2	UNT788	2				* ECU REQD
SUPERB																	
3T4, 3T5	8/09 - ON	Hatchback/Wagon	SKO702	1800	75	ER		Yes	Yes		2	UNT716	3	VC	A	C	* ECU REQD
YETI																	
5L	10/11 - 4/14	Wagon	SKO703	2000	80	ER	H18A	Yes	Yes		1	UNT791	2	DB		C	* ECU REQD
5L	5/14 - ON	Wagon	SKO708	2000	80	ER	H22A	Yes	Yes		3	UNTEC2W	0	NA	NA	NR	* ECU REQD (UNIVERSAL WIRING KIT)
5L Vertical Detach	5/14 - ON	Wagon	SKO708V	2000	80	EV	H22V	Yes	Yes		3	UNTEC2W	0	NA	NA	NR	* ECU REQD (UNIVERSAL WIRING KIT)

SSANGYONG See terminology page for details / abbreviations

ACTYON SPORTS																	
QJ	9/11 - On	Ute	MIL593100	2300	230	S50		Yes	No		3	UNTEC2W	0	NA	NA	NR	* ECU REQD (UNIVERSAL WIRING KIT)
KORANDO																	
	2/11 - ON	Wagon	SSY700	2000	100	ER		No	No		1	UNT022	1	NA	NA	NA	* NO ECU REQD (UNIVERSAL WIRING KIT)
MUSSO SPORTS																	
2WD & 4WD	8/04 - 9/07	Ute	SSY002H	2500	225	S50	MT001	No	No		2	UNT248	2	NA	NA	NA	* NO ECU REQD.
STAVIC																	
	2/05 - 4/13	Wagon	SSY004H	2850	280	S50	L4180				2						* NO ECU REQD

SUBARU See terminology page for details / abbreviations

BRUMBY																	
AS	1982 - 1994	Ute	SUB002A	950	80	FF2	SB002A	No	No		2	UNT022	1	NA	NA	NA	* NO ECU REQD (UNIVERSAL WIRING KIT)
FORESTER																	
SF, SG	8/97 - 2/08	Wagon	SUB001H	1300	120	S50	MT001	No	No		3	UNT209		NA	NA	NR	* NO ECU REQD
SH	3/08 - 1/13	Wagon	SUB002H	1600	160	S50	HD132H	Yes	Yes		2	UNT276	1	NA	NA	NR	* NO ECU REQD
SJ	2/13 - ON	Wagon	MIL795200	1800	180	S50		Yes	Yes		3	UNT276	1	NA	NA	NR	* NO ECU REQD
SJ	2/13 - ON	Wagon	MIL795200	1800	180	S50		Yes	Yes		3	18230513J	2	NA	A		* NO ECU REQD. EJ Harness.
SJ	2/13 - ON	Wagon	SUB003H	1800	180	S50	HD132H	Yes	No		2	UNT276	1	NA	NA	NR	* NO ECU REQD
SJ	2/13 - ON	Wagon	SUB003H	1800	180	S50	HD132H	Yes	No		2	18230513J	2	NA	A		* NO ECU REQD. EJ Harness.

TOWING

DESCRIPTION	YEAR	TYPE	TOWBAR PART No.	T CAP (KG)	BW (KG)	LUG TYPE	LUG No.	REMOVE BUMPER	BUMPER CUT OUT	EXP/CON	FITMENT	DIR. FIT WIRE HARNESS PART No.	WIRING	REVERSE SENSOR	FOG CUT OFF	DEALER CODING	FITMENT NOTES *Refer to owners manual for towing capacity and additional requirement
-------------	------	------	-----------------	------------	---------	----------	---------	---------------	----------------	---------	---------	--------------------------------	--------	----------------	-------------	---------------	-----------------------------------------------------------------------------------------

SUBARU

See terminology page for details / abbreviations

IMPREZA

GC, GD, GD, GG, GF, GFC NOT STI	4/93 - 8/07	Coupe/ Hatchback/ Sedan/ Wagon	SUB013	900	75	FF2	SB013	No	No		2	UNT209		NA	NA	NR	* NO ECU REQD.
G3, G3, GH, GR, GH	9/07 - 1/10	Hatchback	SUB015	1200	90	FF2	SB015	Yes	Yes		2	UNT276	1	NA	NA	NR	* NO ECU REQD
G3, G3, GH, GR, GH	9/07 - 1/10	Hatchback	SUB015	1200	90	FF2	SB015	Yes	Yes		2	18230513J	2	NA	A		* NO ECU REQD. EJ Harness.
G3	1/08 - 1/12	Sedan	SUB501H	1200	75	S50		Yes				18230513J	2	NA	A		* EJ Harness.
	9/07 - 1/12	Sedan	SUB002H	1600	160	S50	HD132H	Yes	Yes		2	UNT276	1	NA	NA	NR	* NO ECU REQD
	9/07 - 1/12	Sedan	SUB002H	1600	160	S50	HD132H	Yes	Yes		2	18230513J	2	NA	A		* NO ECU REQD. EJ Harness.
	9/07 - 1/12	Sedan	SUB015	1200	90	FF2	SB015	Yes	Yes		2	UNT276	1	NA	NA	NR	* NO ECU REQD
	2/10 - 1/12	Hatchback	SUB015	1200	90	FF2	SB015	Yes	Yes		2	UNT308	1	NA	NA	NA	* NO ECU REQD. WRX & STI NOT SUITABLE FOR TOWING

LEONE

	3/79 - 10/84	Wagon	SUB002	950	80	FF2	SB002	No	No		2	UNT022	1	NA	NA	NA	* NO ECU REQD (UNIVERSAL WIRING KIT)
AB	3/79 - 10/84	Sedan	N/A									UNT022	1	NA	NA	NA	* NO ECU REQD (UNIVERSAL WIRING KIT)
	11/84 - 7/91	Wagon	SUB006	950	80	FF2	SB006	No	No		2	UNT022	1	NA	NA	NA	* NO ECU REQD (UNIVERSAL WIRING KIT)
	11/84 - 9/91	Sedan	SUB005	750	70	FF2	SB005	Yes	No		2	UNT022	1	NA	NA	NA	* NO ECU REQD (UNIVERSAL WIRING KIT)

LIBERTY

BC, BE, BH	10/89 - 8/03	Sedan	SUB007	1000	90	FF2	SB007	Yes	Yes		3	UNT209		NA	NA	NR	* NO ECU REQD
BC, BJB, BE, BH	10/89 - 8/03	Wagon	SUB008	1000	90	FF2	SB008	Yes	Yes		3	UNT209		NA	NA	NR	* NO ECU REQD
B13	9/03 - 8/09	Sedan	SUB009	1250	90	FF2	SB009	Yes	Yes		3	UNT209		NA	NA	NR	* NO ECU REQD
B13	9/03 - 8/09	Wagon	SUB014	1250	90	FF2	SB014	Yes	Yes		3	UNT209		NA	NA	NR	* NO ECU REQD
BR	9/09 - On	Sedan	MIL795050	1800	180	S50					3	UNT276	1	NA	NA	NR	* NO ECU REQD
BR	9/09 - On	Sedan	MIL795050	1800	180	S50					3	18230513J	2	NA	A		* NO ECU REQD. EJ Harness.
BR NOT EXIGA	09/09 - 12/14	Sedan/ Wagon	SUB016	1250	90	FF2	SB016	Yes	No		3	UNT276	1	NA	NA	NR	* NO ECU REQD.
BR NOT EXIGA	09/09 - 12/14	Sedan/ Wagon	SUB016	1250	90	FF2	SB016	Yes	No		3	18230513J	2	NA	A		* NO ECU REQD. EJ Harness.
BR NOT EXIGA	9/09 - On	Wagon	N/A									UNT276	1	NA	NA	NR	* NO ECU REQD.
BR NOT EXIGA	9/09 - On	Wagon	N/A									18230513J	2	NA	A		* NO ECU REQD. EJ Harness.

LIBERTY OUTBACK

BE, BH, BG	8/96 - 8/03	Wagon	SUB011	1500	90	FF2	SB011	Yes	Yes		3	UNT209		NA	NA	NR	* NO ECU REQD
------------	-------------	-------	--------	------	----	-----	-------	-----	-----	--	---	--------	--	----	----	----	---------------

OUTBACK

2nd GEN, 3rd GEN	8/96 - 8/03	Wagon	SUB011	1500	90	FF2	SB011	Yes	Yes		3	UNT209		NA	NA	NR	* NO ECU REQD
------------------	-------------	-------	--------	------	----	-----	-------	-----	-----	--	---	--------	--	----	----	----	---------------



DESCRIPTION	YEAR	TYPE	TOWBAR PART No.	T CAP (KG)	BW (KG)	LUG TYPE	LUG No.	REMOVE BUMPER	BUMPER CUT OUT	EXP/CON	FITMENT	DIR. FIT WIRE HARNESS PART No.	WIRING	REVERSE SENSOR	FOG CUT OFF	DEALER CODING	FITMENT NOTES *Refer to owners manual for towing capacity and additional requirement
-------------	------	------	-----------------	------------	---------	----------	---------	---------------	----------------	---------	---------	--------------------------------	--------	----------------	-------------	---------------	-----------------------------------------------------------------------------------------

SUBARU See terminology page for details / abbreviations

OUTBACK																	
BL, BP	9/03 - 8/09	Wagon	SUB014	1250	90	FF2	SB014	Yes	Yes		3	UNT209		NA	NA	NR	* NO ECU REQD
BM, BR NOT EXIGA	09/09 - 12/14	Wagon	SUB016	1250	90	FF2	SB016	Yes	No		3	UNT276	1	NA	NA	NR	* NO ECU REQD.
BM, BR NOT EXIGA	09/09 - 12/14	Wagon	SUB016	1250	90	FF2	SB016	Yes	No		3	18230513J	2	NA	A		* NO ECU REQD. EJ Harness.
BS	09/09 - 12/14	Wagon	SUB004H	1800	180	S50	HD132H	Yes	Yes		3	UNT276	1	NA	NA	NR	* NO ECU REQD
BS	09/09 - 12/14	Wagon	SUB004H	1800	180	S50	HD132H	Yes	Yes		3	18230513J	2	NA	A		* NO ECU REQD. EJ Harness.
XV																	
	1/12 - ON	Wagon	SUB018	1200	100	FF2	SB18	No	Yes		2	UNT276	1	NA	NA	NR	* NO ECU REQD
	1/12 - ON	Wagon	SUB018	1200	100	FF2	SB18	No	Yes		2	18230513J	2	NA	A		* EJ Harness.

SUZUKI See terminology page for details / abbreviations

GRAND VITARA																	
FT, GT LONG WHEEL BASE ONLY. NOT SWB 3 DOOR	3/98 - 8/05	Wagon	SUZ001H	1850	140	S50	SZ001	No	No		2	UNT022	1	NA	NA	NA	* NO ECU REQD. (UNIVERSAL WIRING KIT)
FT, GT V6	4/98 - 8/05	Wagon	SUZ012	1200	90	FF2	SZ012	No	No		1	UNT022	1	NA	NA	NA	* NO ECU REQD. (UNIVERSAL WIRING KIT)
FT, GT, JT 5 DOOR ONLY. WILL NOT FIT 3 DOOR MODEL.	7/03 - On	Wagon	SUZ500H	2000	150						1	UNT022	1	NA	NA	NA	* NO ECU REQD. (UNIVERSAL WIRING KIT)
JT 3 DOOR SWB ONLY	9/05 - ON	Wagon	HR02115R									UNT022	1	NA	NA	NA	* NO ECU REQD. (UNIVERSAL WIRING KIT)

JIMNY																	
FJ	10/98 - ON	Wagon	SUZ501	750	60	FF2	L231C	No	No		2	UNT022	1	NA	NA	NA	* NO ECU REQD (UNIVERSAL WIRING KIT)

SIERRA																	
SJ	1982 - 1989	Ute	SUZ004	600	50	FF2	SZ004	No	No		3	UNT022	1	NA	NA	NA	* NO ECU REQD (UNIVERSAL WIRING KIT)
SJ SHORT WHEEL BASE. REAR LEAF SPRINGS	7/81 - 3/96	Open Off-Road Vehicle/ Wagon	SUZ003	600	50	FF2	SZ003	No	No		2	UNT022	1	NA	NA	NA	* NO ECU REQD. (UNIVERSAL WIRING KIT)
SJ TRAYBACK	1990 - 12/98	Ute	SUZ006	600	50	FF2	SZ006	No	No		2	UNT022	1	NA	NA	NA	* NO ECU REQD. (UNIVERSAL WIRING KIT)
SJ SHORT WHEEL BASE. REAR COIL SPRINGS	4/96 - 99	Open Off-Road Vehicle	SUZ011	600	60	FF2	SZ011	No	No		2	UNT022	1	NA	NA	NA	* NO ECU REQD. (UNIVERSAL WIRING KIT)

VITARA																	
ET, TA 1.6L, 2.0L SWB. SUITS MODELS WITH 815MM CHASSIS WIDTH	7/88 - 3/98	Wagon	SUZ005	1000	80	FF2	SZ005	No	No		1	UNT022	1	NA	NA	NA	* NO ECU REQD. (UNIVERSAL WIRING KIT)
ET, TA	8/91 - 12/98	Wagon	SUZ010	700	70	FF2	SZ010	No	No		1	UNT022	1	NA	NA	NA	* NO ECU REQD (UNIVERSAL WIRING KIT)

HAULTEC TOWING 2ND EDITION - VISIT WWW.AUTOLINESALES.COM.AU FOR THE MOST UP TO DATE INFO. | 103



TOWING

DESCRIPTION	YEAR	TYPE	TOWBAR PART No.	T CAP (KG)	BW (KG)	LUG TYPE	LUG No.	REMOVE BUMPER	BUMPER CUT OUT	EXP/CON	FITMENT	DIR. FIT WIRE HARNESS PART No.	WIRING	REVERSE SENSOR	FOG CUT OFF	DEALER CODING	FITMENT NOTES *Refer to owners manual for towing capacity and additional requirement
-------------	------	------	-----------------	------------	---------	----------	---------	---------------	----------------	---------	---------	--------------------------------	--------	----------------	-------------	---------------	-----------------------------------------------------------------------------------------

SUZUKI See terminology page for details / abbreviations

VITARA Cabrio

ET, TA 1.6L, 2.0L SWB. SUITS MODELS WITH 815MM CHASSIS WIDTH	7/88 - 3/98	Open Off-Road Vehicle	SUZ005	1000	80	FF2	SZ005	No	No		1	UNT022	1	NA	NA	NA	* NO ECU REQD. (UNIVERSAL WIRING KIT)
ET, TA	8/91 - 12/98	Open Off-Road Vehicle	SUZ010	700	70	FF2	SZ010	No	No		1	UNT022	1	NA	NA	NA	* NO ECU REQD (UNIVERSAL WIRING KIT)

TATA (TELCO) See terminology page for details / abbreviations

XENON																	
	1/10 - ON	Ute	TAT500H	2400	240	S50	L4180	No	No		1	UNT022	1	NA	NA	NA	* NO ECU REQD (UNIVERSAL WIRING KIT)

TOYOTA See terminology page for details / abbreviations

4 RUNNER

LN130, LN60, LN61, YN60, YN63 LEAF SPRINGS ON FRONT	7/84 - 10/89	Wagon	TOY084	1250	90	FF2	MZ027	No	No		2	UNT022	1	NA	NA	NA	* NO ECU REQD. (UNIVERSAL WIRING KIT)
LN130, RN130, VZN130, YN130	9/89 - 6/96	Wagon	TOY002H	1500	150	S50	MT001	No	No		2	UNT022	1	NA	NA	NA	* NO ECU REQD (UNIVERSAL WIRING KIT)
LN130, RN130, VZN130, YN130 COIL SPRINGS ON FRONT	10/89 - 7/96	Wagon	TOY084A	1250	90	FF2	MZ027	No	No		2	UNT022	1	NA	NA	NA	* NO ECU REQD. (UNIVERSAL WIRING KIT)
LN130, RN130, VZN130, YN130 SPARE WHEEL ON BACK DOOR	10/89 - 7/96	Wagon	TOY084B	1250	90	FF2	TY084	No	No		2	UNT022	1	NA	NA	NA	* NO ECU REQD. (UNIVERSAL WIRING KIT)

AURION

GSV40	7/06 - 2/12	Sedan	TOY033	1200	100	FF2	TY033	Yes	No		2	UNT267		NA	NA	NR	* ECU REQD
GSV50		Sedan	TOY033	1200	100	FF2	TY033	Yes	No		2	UNT298	1	NA	NA	NA	* ECU REQD

AVALON

MCX10	2/93 - 6/06	Sedan	TOY030	1250	125	FF2	TY030	No	No		1	UNT214		NA	NA	NR	* NO ECU REQD
-------	-------------	-------	--------	------	-----	-----	-------	----	----	--	---	--------	--	----	----	----	---------------

CAMRY

SV10, SV20, SV22, SV22, VZV21	9/89 - 1/93	Sedan/Wagon	TOY085	1000	80	FF2	TY085	No	No		1	UNT022	1	NA	NA	NA	* NO ECU REQD. Model with twin exhaust pipes. Will fit V6 twin exhaust pipes model with modification to exhaust. (UNIVERSAL WIRING KIT)
MCV20, SXV10, SXV20, VCV10	2/93 - 6/06	Wagon	TOY098	1250	90	FF2	TY098	No	No		1	UNT214		NA	NA	NR	* NO ECU REQD
ACV36, MCV20, MCV36, SXV20, VCV10	2/93 - 6/06	Sedan	TOY030	1250	125	FF2	TY030	No	No		1	UNT214		NA	NA	NR	* NO ECU REQD
ACV40	7/06 - 9/11	Sedan	TOY033	1200	100	FF2	TY033	Yes	No		2	UNT267		NA	NA	NR	* ECU REQD
ASV50	10/11 - ON	Sedan	TOY033	1200	100	FF2	TY033	Yes	No		2	UNT298	1	NA	NA	NA	* ECU REQD
ASV50, AVV50	10/11 - ON	Sedan	MIL691550	1200	120	FF2		Yes	Yes		2	UNT298	1	NA	NA	NA	* ECU REQD



DESCRIPTION	YEAR	TYPE	TOWBAR PART No.	T CAP (KG)	BW (KG)	LUG TYPE	LUG No.	REMOVE BUMPER	BUMPER CUT OUT	EXP/CON	FITMENT	DIR. FIT WIRE HARNESS PART No.	WIRING	REVERSE SENSOR	FOG CUT OFF	DEALER CODING	FITMENT NOTES *Refer to owners manual for towing capacity and additional requirement
-------------	------	------	-----------------	------------	---------	----------	---------	---------------	----------------	---------	---------	--------------------------------	--------	----------------	-------------	---------------	-----------------------------------------------------------------------------------------

TOYOTA

See terminology page for details / abbreviations

CELICA

RA60, SA63	11/77 - 8/85	Coupe/ Hatchback	TOY064	800	70	FF2	TY064	No	No		2	UNT022	1	NA	NA	NA	* NO ECU REQD (UNIVERSAL WIRING KIT)
RA60, TA40	8/77 - 10/81	Coupe/ Hatchback	TOY055	800	70	FF2	TY055	No	No		2	UNT022	1	NA	NA	NA	* NO ECU REQD (UNIVERSAL WIRING KIT)
RA65, SA63	10/83 - 12/85	Coupe	TOY082	800	70	FF2	TY082	No	No		2	UNT022	1	NA	NA	NA	* NO ECU REQD (UNIVERSAL WIRING KIT)
ST162	8/85 - 8/89	Hatchback	TOY083	800	70	FF2	TY083	No	No		2	UNT022	1	NA	NA	NA	* NO ECU REQD (UNIVERSAL WIRING KIT)
ST183, ST183C, ST184, ST185	10/89 - 3/94	Convertible/ Coupe	TOY097	800	70	FF2	TY097	No	No		2	UNT022	1	NA	NA	NA	* NO ECU REQD (UNIVERSAL WIRING KIT)
ST202, ST204 4WD	2/94 - 11/99	Coupe	TOY041	1200	80	FF2	TY041	No	No		1	UNT022	1	NA	NA	NA	* NO ECU REQD. (UNIVERSAL WIRING KIT)

COASTER

B20	1/82 - 12/92	Bus	TOY068	1500	90	FF2	TY068	No	No		2	UNT022	1	NA	NA	NA	* NO ECU REQD (UNIVERSAL WIRING KIT)
BB4,BZB5,HZB5,RZB4,TRB5,XZB5, BZB5,HZB5,RZB4,TRB5,XZB5	7/93 - 1/13	Bus	TOY058	1500	90	FF2	TY058	No	No		2	UNT022	1	NA	NA	NA	* NO ECU REQD (UNIVERSAL WIRING KIT)
BB4,BZB5,HZB5,RZB4,TRB5,XZB5, BZB5,HZB5,RZB4,TRB5,XZB5	93 - ON	Bus	TOY505	1250	90	FF2	L200	No	No		2	UNT022	1	NA	NA	NA	* NO ECU REQD (UNIVERSAL WIRING KIT)

COROLLA

AE71, KE70	10/81 - 9/85	Wagon	TOY062	750	70	FF2	TY062	No	No		2	UNT022	1	NA	NA	NA	* NO ECU REQD (UNIVERSAL WIRING KIT)
AE71, KE70	10/81 - 9/85	Wagon	TOY066	750	70	FF2	TY066	No	No		4	UNT022	1	NA	NA	NA	* NO ECU REQD (UNIVERSAL WIRING KIT)
AE71, KE70	11/81 - 9/85	Sedan	TOY061	750	70	FF2	TY061	Yes	No		2	UNT022	1	NA	NA	NA	* NO ECU REQD (UNIVERSAL WIRING KIT)
AE80, AE82	4/85 - 6/89	Hatchback	TOY081A	750	70	FF2	TY081A	No	No		1	UNT022	1	NA	NA	NA	* NO ECU REQD (UNIVERSAL WIRING KIT)
AE80, AE82 INCLUDES LIFTBACK AND SECA	4/85 - 7/89	Sedan	TOY081	750	70	FF2	TY081	No	No		2	UNT022	1	NA	NA	NA	* NO ECU REQD. (UNIVERSAL WIRING KIT)
AE90, AE92, AE93, AE94, AE95, AE96 LIFTBACK AND SECA	8/89 - 9/94	Hatchback/ Sedan	TOY092	800	70	FF2	TY092	No	No		2	UNT022	1	NA	NA	NA	* NO ECU REQD. (UNIVERSAL WIRING KIT)
AE95	4/88 - 10/95	Wagon	TOY088	950	70	FF2	TY088	No	No		2	UNT022	1	NA	NA	NA	* NO ECU REQD (UNIVERSAL WIRING KIT)
AE90, AE93, AE94, AE95, AE96	2/89 - 8/94	Hatchback	TOY093	800	70	FF2	TY093	Yes	No		3	UNT022	1	NA	NA	NA	* NO ECU REQD (UNIVERSAL WIRING KIT)
AE101, AE102 INCLUDES LIFTBACK	10/94 - 8/96	Sedan	TOY094	850	70	FF2	TY094	No	No		1	UNT214		NA	NA	NR	* NO ECU REQD.
AE112	9/98 - 6/02	Hatchback/ Sedan	TOY031	900	70	FF2	TY031	No	No		1	UNT214		NA	NA	NR	* NO ECU REQD
ZZE122	12/01 - 5/07	Hatchback	TOY038	950	60	FF2	TY038	No	No		2	UNTEC2W	0	NA	NA	NR	* ECU REQD (UNIVERSAL WIRING KIT)

TOWING

DESCRIPTION	YEAR	TYPE	TOWBAR PART No.	T CAP (KG)	BW (KG)	LUG TYPE	LUG No.	REMOVE BUMPER	BUMPER CUT OUT	EXP/CON	FITMENT	DIR. FIT WIRE HARNESS PART No.	WIRING	REVERSE SENSOR	FOG CUT OFF	DEALER CODING	FITMENT NOTES *Refer to owners manual for towing capacity and additional requirement
TOYOTA																	
See terminology page for details / abbreviations																	
COROLLA																	
ZZE122	12/01 - 5/07	Wagon	TOY039	950	60	FF2	TY039	No	No		2	UNT270		NA	NA	NR	* NO ECU REQD
ZZE122	12/01 - 5/07	Sedan	TOY039	950	60	FF2	TY039	No	No		2	UNT242		NA	NA	NR	* NO ECU REQD
ZRE152	5/07 - 9/12	Sedan	TOY047	1300	90	FF2	TY047	No	No		2	UNT273	1	NA	NA	NR	* ECU REQD
ZRE152	5/07 - 9/12	Hatchback	TOY049	1300	130	FF2	TY047	No	No		2	UNTEC2W	0	NA	NA	NR	* ECU REQD (UNIVERSAL WIRING KIT)
ZRE182		Hatchback	TOY050	1300	130	FF2	TY047	No	No		2	UNTEC2W	0	NA	NA	NR	* ECU REQD (UNIVERSAL WIRING KIT)
ZRE172	1/14 - ON	Sedan	TOY516	1300	130	FF2	L264	No	Yes		2	UNTEC2W	0	NA	NA	NR	* ECU REQD (UNIVERSAL WIRING KIT)
COROLLA SECA																	
AE101, AE102	10/94 - 8/96	Hatchback	TOY080	850	70	FF2	TY080	No	No		1	UNT214		NA	NA	NR	* NO ECU REQD
CORONA																	
XT BLACK BUMPER	10/79 - 12/83	Sedan	TOY063	900	80	FF2	TY063	Yes	No		2	UNT022	1	NA	NA	NA	* NO ECU REQD. (UNIVERSAL WIRING KIT)
XT BLACK BUMPER	10/79 - 8/83	Wagon	TOY065	900	80	FF2	TY065	No	No		2	UNT022	1	NA	NA	NA	* NO ECU REQD. (UNIVERSAL WIRING KIT)
XT CHROME BUMPER	10/79 - 8/83	Wagon	TOY053	900	80	FF2	TY053	No	No		3	UNT022	1	NA	NA	NA	* NO ECU REQD. (UNIVERSAL WIRING KIT)
ST C & CS MODELS	8/83 - 4/87	Sedan	TOY074	900	70	FF2	TY074	Yes	No		3	UNT022	1	NA	NA	NA	* NO ECU REQD. (UNIVERSAL WIRING KIT)
ST CSX MODEL ST141 - NON IRS	8/83 - 4/87	Sedan	TOY071	900	70	FF2	TY071	No	No		3	UNT022	1	NA	NA	NA	* NO ECU REQD. (UNIVERSAL WIRING KIT)
ST141	8/83 - 4/87	Wagon	TOY072	900	70	FF2	TY072	No	No		2	UNT022	1	NA	NA	NA	* NO ECU REQD (UNIVERSAL WIRING KIT)
CRESSIDA																	
MX73	8/84 - 7/88	Sedan	TOY079	900	70	FF2	TY079	No	No		2	UNT022	1	NA	NA	NA	* NO ECU REQD (UNIVERSAL WIRING KIT)
MX83	8/88 - 1/93	Sedan	TOY090	900	70	FF2	TY090	Yes	No		3	UNT022	1	NA	NA	NA	* NO ECU REQD (UNIVERSAL WIRING KIT)
ESTIMA																	
ACR30	6/00 - 2/06	Wagon	TOY602	1200	90	FF2		No	No		1						* UNIVERSAL WIRING KIT SUPPLIED. NO ECU REQD
FJ CRUISER																	
GSJ15	3/11 - ON	Wagon	MIL690650	2250	220	S50						UNTEC2W	0	NA	NA	NR	* ECU REQD. Full length bar. (UNIVERSAL WIRING KIT)
GSJ15	3/11 - ON	Wagon	TOY014H	3000	300	S50	MT001	No	No		2	UNTEC2W	0	NA	NA	NR	* ECU REQD (UNIVERSAL WIRING KIT)



DESCRIPTION	YEAR	TYPE	TOWBAR PART No.	T CAP (KG)	BW (KG)	LUG TYPE	LUG No.	REMOVE BUMPER	BUMPER CUT OUT	EXP/CON	FITMENT	DIR. FIT WIRE HARNESS PART No.	WIRING	REVERSE SENSOR	FOG CUT OFF	DEALER CODING	FITMENT NOTES *Refer to owners manual for towing capacity and additional requirement
-------------	------	------	-----------------	------------	---------	----------	---------	---------------	----------------	---------	---------	--------------------------------	--------	----------------	-------------	---------------	-----------------------------------------------------------------------------------------

TOYOTA See terminology page for details / abbreviations

HIACE																	
RH20, RH32 SHORT WHEEL BASE & LONG WHEEL BASE	2/77 - 3/83	Van	TOY045	1000	80	FF2	TY045	No	No		2	UNT022	1	NA	NA	NA	* NO ECU REQD. (UNIVERSAL WIRING KIT)
LH60, YH51	3/83 - 10/89	Van	TOY067	1000	80	FF2	TY067	No	No		2	UNT022	1	NA	NA	NA	* NO ECU REQD (UNIVERSAL WIRING KIT)
LH125, RZH103	10/89 - 3/05	Bus	TOY600	1000	100	FF2		No	No		1	UNT022	1	NA	NA	NA	* NO ECU REQD (UNIVERSAL WIRING KIT)
LH103, LH125, LH162, RCH12, RZH103, RZH125	11/89 - 3/05	Bus/ Van	TOY096	1000	80	FF2	TY096	No	No		2	UNT226		NA	NA	NR	* NO ECU REQD. Will not fit model with barn style rear doors
KDH200, KDH220, KDH201, KDH221, KDH222, KDH223, TRH201, TRH221, TRH223 SLWB. NOT LPG	4/05 - ON	Bus/ Van	MIL690250	1400	140	S50						UNT250		NA	NA	NR	* NO ECU REQD. HEAVY DUTY. Light protector available ADD ON PART: MIL690325
KDH200, KDH220, KDH201, KDH221, KDH222, KDH223, TRH201, TRH221, TRH223 SLWB. NOT LPG	4/05 - ON	Bus/ Van	MIL690300	1000	100	FF2	191200					UNT250		NA	NA	NR	* NO ECU REQD. STANDARD BAR. Light protector available ADD ON PART: MIL690325
KDH200, KDH220, KDH201, KDH221, TRH201, TRH221 LWB. NOT LPG	4/05 - ON	Van	MIL690225	1400	140	S50						UNT250		NA	NA	NR	* NO ECU REQD. HEAVY DUTY. Light protector available ADD ON PART: MIL690325
KDH200, KDH220, KDH201, KDH221, TRH201, TRH221 LWB. NOT LPG	4/05 - ON	Van	MIL690275	1000	100	FF2						UNT250		NA	NA	NR	* NO ECU REQD. STANDARD BAR. Light protector available ADD ON PART: MIL690325
KDH200, KDH220, KDH201, KDH221, TRH201, TRH221 LWB. NOT LPG	4/05 - ON	Van	TOY018H	1400	125	S50	TY018H	No	No		2	UNT250		NA	NA	NR	* NO ECU REQD.
HIACE SBV																	
RCH12, RCH22	8/95 - 3/05	Van	TOY042	1300	90	FF2	TY042	No	No		3	UNT022	1	NA	NA	NA	* NO ECU REQD. THIS VEHICLE HAS A SMALL BONNET ON THE FRONT (UNIVERSAL WIRING KIT)
HILUX																	
KZN165R, LN106R, LN147R, LN167R, LN46, LN55, LN56, LN65, LN86, RN105R, RN85, RZN147R, RZN149R, RZN169R, VZN167R, YN55, YN56, YN57, YN58, YN65, YN67, YN85 2WD & 4WD NO BUMPER		Ute	TOY005H	1800	180	S50	MT001	No	No		1	UNT224		NA	NA	NR	* NO ECU REQD. Towing capacity varies between models, refer owners manual.
KZN165R, LN106R, LN147R, LN167R, LN46, LN55, LN56, LN65, LN86, RN105R, RN85, RZN147R, RZN149R, RZN169R, VZN167R, YN55, YN56, YN57, YN58, YN65, YN67, YN85 2WD & 4WD WITH BUMPER/STEP	11/82 - 7/05	Ute	TOY011H	1800	150	S50	MT001L	Yes	No		3	UNT225		NA	NA	NR	* NO ECU REQD. Towing capacity varies between models, refer owners manual.
LN147R, LN55, LN56, LN86, RN85, RZN147R, RZN149R, YN55, YN56, YN57, YN58, YN85 2WD NO BUMPER		Ute	TOY0772NS	1250	90	FF2	HD026	No	No		1	UNT224		NA	NA	NR	* NO ECU REQD. Also fits models with extra large spare wheel

HAULTEC TOWING 2ND EDITION - VISIT WWW.AUTOLINESALES.COM.AU FOR THE MOST UP TO DATE INFO. | 107



TOWING

DESCRIPTION	YEAR	TYPE	TOWBAR PART No.	T CAP (KG)	BW (KG)	LUG TYPE	LUG No.	REMOVE BUMPER	BUMPER CUT OUT	EXP/CON	FITMENT	DIR. FIT WIRE HARNESS PART No.	WIRING	REVERSE SENSOR	FOG CUT OFF	DEALER CODING	FITMENT NOTES *Refer to owners manual for towing capacity and additional requirement
-------------	------	------	-----------------	------------	---------	----------	---------	---------------	----------------	---------	---------	--------------------------------	--------	----------------	-------------	---------------	-----------------------------------------------------------------------------------------

TOYOTA

See terminology page for details / abbreviations

HILUX

LN147R, LN55, LN56, LN86, RN85, RZN147R, RZN149R, YN55, YN56, YN57, YN58, YN85 2WD WITH BUMPER/STEP		Ute	TOY0772WS	1250	90	FF2	TY0772	Yes	No		2	UNT225		NA	NA	NR	* NO ECU REQD. Also fits models with extra large spare wheel
KZN165R, LN106R, LN167R, LN46, LN65, RN105R, RZN169R, VZN167R, YN65, YN67 4WD WITH OR WITHOUT BUMPER/STEP		Ute	TOY0774WS	1250	90	FF2	TY0774	Yes	No		1	UNT225		NA	NA	NR	* NO ECU REQD. Also fits models with extra large spare wheel
GGN15R 2WD & 4WD NO BUMPER		Cab Chassis/ Ute	TOY043	1000	90	FF2	TY043	No	No		0	UNT249		NA	NA	NR	* NO ECU REQD.
GGN15R 2WD & 4WD NO BUMPER		Cab Chassis/ Ute	TOY043	1000	90	FF2	TY043	No	No		0	750015ZT	0		NA	NA	* NO ECU REQD. EJ Harness.
GGN15R 2WD & 4WD NO BUMPER	8/08 - 9/15	Cab Chassis/ Ute	TOY043	1000	90	FF2	TY043	No	No		0	UNT278		NA	NA	NR	* ECU REQD
GGN15R, GGN25R, KUN16R, KUN26R, TGN16R		Cab Chassis	TOY005H	1800	180	S50	MT001	No	No		1	UNT225		NA	NA	NR	* NO ECU REQD
GGN15R, GGN25R, KUN16R, KUN26R, TGN16R		Cab Chassis	TOY0772NS	1250	90	FF2	HD026	No	No		1	UNT225		NA	NA	NR	* NO ECU REQD
GGN15R, GGN25R, KUN16R, KUN26R, TGN16R 2WD & 4WD NO BUMPER		Cab Chassis/ Ute	TOY015H	2500	250	S50	MT001	No	No		0	UNT249		NA	NA	NR	* NO ECU REQD.
GGN15R, GGN25R, KUN16R, KUN26R, TGN16R 2WD & 4WD NO BUMPER		Cab Chassis/ Ute	TOY015H	2500	250	S50	MT001	No	No		0	750015ZT	0		NA	NA	* NO ECU REQD. EJ Harness.
GGN15R, GGN25R, KUN16R, KUN26R, TGN16R 2WD & 4WD NO BUMPER	8/08 - 9/15	Cab Chassis/ Ute	TOY015H	2500	250	S50	MT001	No	No		0	UNT278		NA	NA	NR	* ECU REQD
GGN15R 2WD & 4WD WITH BUMPER/STEP		Ute	TOY016H	2500	250	S50	MT001	Yes	No		0	UNT249		NA	NA	NR	* NO ECU REQD.
GGN15R 2WD & 4WD WITH BUMPER/STEP		Ute	TOY016H	2500	250	S50	MT001	Yes	No		0	750015ZT	0		NA	NA	* NO ECU REQD. EJ Harness.
GGN15R 2WD & 4WD WITH BUMPER/STEP	8/08 - 9/15	Ute	TOY016H	2500	250	S50	MT001	Yes	No		0	UNT278		NA	NA	NR	* ECU REQD
GGN15R, GGN25R, KUN16R, KUN26R, TGN16R 2WD & 4WD LONG TRAY 2.5M-2.7M NO BUMPER		Ute	MIL690375	2250	225	S50	191210					UNT249		NA	NA	NR	* NO ECU REQD. No Relays
GGN15R, GGN25R, KUN16R, KUN26R, TGN16R 2WD & 4WD LONG TRAY 2.5M-2.7M NO BUMPER		Ute	MIL690375	2250	225	S50	191210					750015ZT	0		NA	NA	* NO ECU REQD. EJ Harness
GGN15R, GGN25R, KUN16R, KUN26R, TGN16R 2WD & 4WD LONG TRAY 2.5M-2.7M NO BUMPER	8/08 - 9/15	Ute	MIL690375	2250	225	S50	191210					UNT278		NA	NA	NR	* ECU REQD



DESCRIPTION	YEAR	TYPE	TOWBAR PART No.	T CAP (KG)	BW (KG)	LUG TYPE	LUG No.	REMOVE BUMPER	BUMPER CUT OUT	EXP/CON	FITMENT	DIR. FIT WIRE HARNESS PART No.	WIRING	REVERSE SENSOR	FOG CUT OFF	DEALER CODING	FITMENT NOTES *Refer to owners manual for towing capacity and additional requirement
-------------	------	------	-----------------	------------	---------	----------	---------	---------------	----------------	---------	---------	--------------------------------	--------	----------------	-------------	---------------	-----------------------------------------------------------------------------------------

TOYOTA

See terminology page for details / abbreviations

HILUX																	
GGN15R, GGN25R, KUN16R, KUN26R, TGN16R 2WD & 4WD NO BUMPER		Ute	MIL690100	2250	225	S50	191201					UNT249		NA	NA	NR	* NO ECU REQD.
GGN15R, GGN25R, KUN16R, KUN26R, TGN16R 2WD & 4WD NO BUMPER		Ute	MIL690100	2250	225	S50	191201					750015ZT	0		NA	NA	* NO ECU REQD. EJ Harness.
GGN15R, GGN25R, KUN16R, KUN26R, TGN16R 2WD & 4WD NO BUMPER	8/08 - 9/15	Ute	MIL690100	2250	225	S50	191201					UNT278		NA	NA	NR	* ECU REQD
GGN15R, GGN25R, KUN16R, KUN26R, TGN16R 2WD & 4WD WITH BUMPER/STEP		Ute	MIL691300	2500	250	S50		Yes	No		2	UNT249		NA	NA	NR	* NO ECU REQD. Towing capacity varies between models, refer owners manual.
GGN15R, GGN25R, KUN16R, KUN26R, TGN16R 2WD & 4WD WITH BUMPER/STEP		Ute	MIL691300	2500	250	S50		Yes	No		2	750015ZT	0		NA	NA	* NO ECU REQD. EJ Harness. Towing capacity varies between models, refer owners manual.
GGN15R, GGN25R, KUN16R, KUN26R, TGN16R 2WD & 4WD WITH BUMPER/STEP	8/08 - 9/15	Ute	MIL691300	2500	250	S50		Yes	No		2	UNT278		NA	NA	NR	* ECU REQD
GUN122R, GUN125R, GUN126R Cab Chassis Only.	10/15 - On	Cab Chassis	TOY015H	2500	250	S50	MT001	No	No		0	UNT335	1	A	A	NA	*
GUN122R, GUN125R, GUN126R Cab Chassis Only. EJ Harness.	10/15 - On	Cab Chassis	TOY015H	2500	250	S50	MT001	No	No		0	750049ZT	1	A	A	NA	*
GUN122R, GUN125R, GUN126R, GUN136R Styleside Only.	10/15 - On	Ute	TOY023H									UNT335	1	A	A	NA	*
GUN122R, GUN125R, GUN126R, GUN136R Styleside Only. EJ Harness.	10/15 - On	Ute	TOY023H									750049ZT	1	A	A	NA	*
HILUX SURF																	
KZN130R, LN130, VZN130	9/89 - 6/96	Wagon	TOY002H	1500	150	S50	MT001	No	No		2	UNT022	1	NA	NA	NA	* NO ECU REQD (UNIVERSAL WIRING KIT)
KZN130R	7/96 - 6/99	Wagon	TOY008H	2500	250	S50	MT001	No	No		2	UNT213		NA	NA	NR	* NO ECU REQD
KZN130R	7/99 - 3/03	Wagon	TOY008H	2500	250	S50	MT001	No	No		2	UNT236		NA	NA	NR	* ECU REQD
KLUGER																	
MCU28	10/03 - 7/07	MPV	TOY017H	1500	150	S50	HD132H	Yes	Yes		1	UNT245		NA	NA	NR	* NO ECU REQD
GSU40, GSU45	08/07 - 2/14	MPV	TOY020H	2000	200	S50	HD132H	Yes	Yes		1	UNT271		NA	NA	NR	* ECU REQD
GSU40, GSU45	08/07 - ON	MPV	MIL690350	2000	200	S50	191201					UNT271		NA	NA	NR	* ECU REQD
GSU50, GSU55 EJ Harness.	3/14 - On	MPV	TOY022H									750039ZT	1	A	A	NA	* ECU REQD
GSU50, GSU55 EJ Harness.	3/14 - ON	MPV	TOY506H	2000	200	S50	L4120	Yes	Yes		2	750039ZT	1	A	A	NA	* ECU REQD
LAND CRUISER																	
40 Series, 55 Series	3/69 - 12/84	Ute/ Wagon	TOY006H	2000	120	S50	TY006	No	No		2	UNT022	1	NA	NA	NA	* NO ECU REQD (UNIVERSAL WIRING KIT)
60 Series	11/80 - 4/90	Wagon	TOY004H	2000	120	S50	TY004	No	No		3	UNT022	1	NA	NA	NA	* NO ECU REQD (UNIVERSAL WIRING KIT)

TOWING

DESCRIPTION	YEAR	TYPE	TOWBAR PART No.	T CAP (KG)	BW (KG)	LUG TYPE	LUG No.	REMOVE BUMPER	BUMPER CUT OUT	EXP/CON	FITMENT	DIR. FIT WIRE HARNESS PART No.	WIRING	REVERSE SENSOR	FOG CUT OFF	DEALER CODING	FITMENT NOTES *Refer to owners manual for towing capacity and additional requirement
-------------	------	------	-----------------	------------	---------	----------	---------	---------------	----------------	---------	---------	--------------------------------	--------	----------------	-------------	---------------	-----------------------------------------------------------------------------------------

TOYOTA

See terminology page for details / abbreviations

LAND CRUISER

75 Series, 79 SERIES TRAYBACK	1/85 - 2/07	Cab Chassis	TOY010H	3500	350	S50	MT001	No	No		2	UNT022	1	NA	NA	NA	* NO ECU REQD. (UNIVERSAL WIRING KIT)
80 Series	1/90 - 2/98	Wagon	TOY003H	2500	180	S50	MT001	No	No		2	UNT211		NA	NA	NR	* NO ECU REQD
76 Series, 78 Series TROOP CARRIER	3/07 - ON	Troop Carrier/Wagon	MIL690450	3500	350	S50					2	UNT022	1	NA	NA	NA	* NO ECU REQD. (UNIVERSAL WIRING KIT)
100 Series, 105 Series	3/98 - 8/07	Wagon	TOY013H	3500	350		MT001				3	UNT212	0	NA	NA	NA	* NO ECU REQD. V8 & 6CYL T/DIESEL
100 Series	3/98 - 8/07	Wagon	TOY515H	3500	350	S50	L4045	No	No		2	UNT212	0	NA	NA	NA	* NOT TURBO DIESEL OR THE V8
200 Series	1/09 - ON	Wagon	MT001-50									UNT283					* ECU REQD
200 Series	9/07 - 12/08	Wagon	MT001-50									UNT277					* ECU REQD
76 Series SUITS 5 DOOR WORKMATE & GXL WAGON.	3/07 - ON	Wagon	MIL691400	3500	350	S50		No	No		2	UNT272		NA	NA	NR	* NO ECU REQD.
79 SERIES 2 DOOR TRAYBACK	3/07 - ON	Cab Chassis	MIL690200	3500	350	S50					2	UNT272		NA	NA	NR	* NO ECU REQD.
79 SERIES 4 DOOR TRAYBACK DUAL CAB	3/07 - ON	Cab Chassis	MIL691425	3500	350	S50		No	No		2	UNT272		NA	NA	NR	* NO ECU REQD.

LEXCEN

VN, VP, VR, VS	1/88 - 9/87	Wagon	HOL001H	2000	150		HD001	No	No		3	UNT207		NA	NA	NR	* NO ECU REQD
VN, VP, VR, VS	1/88 - 9/87	Wagon	HOL020	1250	90		HD020	No	No		2	UNT207		NA	NA	NR	* NO ECU REQD
VN, VP, VR, VS	8/88 - 8/97	Sedan	HOL002H	2100	210		HD002	Yes	Yes		2	UNT207		NA	NA	NR	* NO ECU REQD
VN, VP, VR, VS	8/88 - 8/97	Sedan	HOL031	1250	90		HD027	No	No		1	UNT207		NA	NA	NR	* NO ECU REQD. Fits standard fuel tank only
VP, VR, VS	10/91 - 8/97	Sedan	HOL007H	2100	210		HD002	Yes	No		2	UNT207		NA	NA	NR	* NO ECU REQD
VR, VS V6 IRS	10/91 - 8/97	Sedan	HOL036	1250	90		HD027	No	No		1	UNT207		NA	NA	NR	* NO ECU REQD. V6 has silver fuel tank

LITEACE

KM20	10/79 - 8/85	Van	TOY087	750	80	FF2	TY087	No	No		3	UNT022	1	NA	NA	NA	* NO ECU REQD (UNIVERSAL WIRING KIT)
CM20, CM35, CM36, KM51, KM36, YM21, YM30, YM35, YM40, YM41	9/85 - 3/92	Van	TOY089	750	80	FF2	TY089	No	No		2	UNT022	1	NA	NA	NA	* NO ECU REQD (UNIVERSAL WIRING KIT)
CM20, CM35, CM36, KM51, KM36, YM30, YM35, YM40, YM41	1/83 - 12/92	Van	TOY091	750	80	FF2	TY091	No	No		3	UNT022	1	NA	NA	NA	* NO ECU REQD (UNIVERSAL WIRING KIT)

PRADO

90 Series Prado	7/96 - 6/99	Wagon	TOY008H	2500	250	S50	MT001	No	No		2	UNT213		NA	NA	NR	* NO ECU REQD
90 Series Prado	7/99 - 3/03	Wagon	TOY008H	2500	250	S50	MT001	No	No		2	UNT236		NA	NA	NR	* ECU REQD
120 Series Prado	3/03 - 10/09	Wagon	MIL690150	2000	200	S50	191201					UNT236		NA	NA	NR	* ECU REQD. Class 4 removable hitch
120 Series Prado	3/03 - 10/09	Wagon	TOY014H	3000	300	S50	MT001	No	No		2	UNT236		NA	NA	NR	* ECU REQD



DESCRIPTION	YEAR	TYPE	TOWBAR PART No.	T CAP (KG)	BW (KG)	LUG TYPE	LUG No.	REMOVE BUMPER	BUMPER CUT OUT	EXP/CON	FITMENT	DIR. FIT WIRE HARNESS PART No.	WIRING	REVERSE SENSOR	FOG CUT OFF	DEALER CODING	FITMENT NOTES *Refer to owners manual for towing capacity and additional requirement
-------------	------	------	-----------------	------------	---------	----------	---------	---------------	----------------	---------	---------	--------------------------------	--------	----------------	-------------	---------------	-----------------------------------------------------------------------------------------

TOYOTA See terminology page for details / abbreviations

PRADO

150 Series Prado 3 DOOR ONLY. WILL NOT FIT ALTITUDE MODEL	11/09 - 7/15	Wagon	TOY501H	3000	300						2	UNT282		NA	NA	NR	* ECU REQD
150 Series Prado 3 DOOR ONLY. WILL NOT FIT ALTITUDE MODEL	11/09 - 7/15	Wagon	TOY501H	3000	300						2	22250533J	2	NA	A		* EJ Harness.
150 Series Prado 3 DOOR ONLY. WILL NOT FIT ALTITUDE MODEL	11/09 - 7/15	Wagon	TOY501H	3000	300						2	750030ZT	1	A	A	NA	* EJ Harness.
150 Series Prado WILL NOT FIT ALTITUDE MODEL	11/09 - 7/15	Wagon	MIL690425	3500	350	S50	191203					UNT282		NA	NA	NR	* ECU REQD. Does not fit 3 door model
150 Series Prado WILL NOT FIT ALTITUDE MODEL	11/09 - 7/15	Wagon	MIL690425	3500	350	S50	191203					22250533J	2	NA	A		* EJ Harness. Does not fit 3 door model
150 Series Prado WILL NOT FIT ALTITUDE MODEL	11/09 - 7/15	Wagon	MIL690425	3500	350	S50	191203					750030ZT	1	A	A	NA	* EJ Harness. Does not fit 3 door model
150 Series Prado WILL NOT FIT ALTITUDE MODEL	11/09 - 7/15	Wagon	TOY014H	3000	300	S50	MT001	No	No		2	UNT282		NA	NA	NR	* ECU REQD
150 Series Prado WILL NOT FIT ALTITUDE MODEL	11/09 - 7/15	Wagon	TOY014H	3000	300	S50	MT001	No	No		2	22250533J	2	NA	A		* EJ Harness.
150 Series Prado WILL NOT FIT ALTITUDE MODEL	11/09 - 7/15	Wagon	TOY014H	3000	300	S50	MT001	No	No		2	750030ZT	1	A	A	NA	* EJ Harness.

RAV 4

SXA10, SXA11	6/94 - 6/00	Wagon	TOY007H	1200	80	S50	MT001	No	No		1	UNT022	1	NA	NA	NA	* NO ECU REQD. Quick release ball mount (UNIVERSAL WIRING KIT)
SXA10, SXA11, SXA10C	6/94 - 6/00	Open Off-Road Vehicle/Wagon	TOY052	1200	80	FF2	TY052	No	No		1	UNT022	1	NA	NA	NA	* NO ECU REQD. Rear door fouls on towball (UNIVERSAL WIRING KIT)
ACA20, ACA21, ACA22, ACA23	7/00 - 1/06	Wagon	TOY012H	1200	80	S50	TY012	No	No		1	UNT022	1	NA	NA	NA	* NO ECU REQD (UNIVERSAL WIRING KIT)
ACA33, GSA33	2/06 - 1/13	Wagon	TOY019H	1900	150	S50	MT001	No	Yes		2	UNT258		NA	NA	NR	* ECU REQD
ALA49, ASA44, ZSA42	2/13 - On	Wagon	N/A									UNT282		NA	NA	NR	* ECU REQD
ALA49, ASA44, ZSA42	2/13 - ON	Wagon	TOY021H	1500	150	S50	HD132H	Yes	No		3	UNT282		NA	NA	NR	* ECU REQD

REGIUS

40 SERIES	8/99 - 5/02	Van	TOY601	1000	100	FF2		No	No		2						* NO ECU REQD
-----------	-------------	-----	--------	------	-----	-----	--	----	----	--	---	--	--	--	--	--	---------------

SPACIA

YR22	4/92 - 12/96	Bus	TOY044	1000	80	FF2	TY044	Yes	No		4	UNT022	1	NA	NA	NA	* NO ECU REQD (UNIVERSAL WIRING KIT)
SR40	1/98 - 8/02	Bus	TOY502	1200	90	FF2	L213	No	No		2	UNT022	1	NA	NA	NA	* (UNIVERSAL WIRING KIT)

TARAGO

YR20, YR21	2/83 - 9/85	Bus	TOY070	800	70	FF2	TY070	Yes	No		3	UNT022	1	NA	NA	NA	* NO ECU REQD (UNIVERSAL WIRING KIT)
------------	-------------	-----	--------	-----	----	-----	-------	-----	----	--	---	--------	---	----	----	----	--------------------------------------

HAULTEC TOWING 2ND EDITION - VISIT WWW.AUTOLINESALES.COM.AU FOR THE MOST UP TO DATE INFO. | 111



TOWING

DESCRIPTION	YEAR	TYPE	TOWBAR PART No.	T CAP (KG)	BW (KG)	LUG TYPE	LUG No.	REMOVE BUMPER	BUMPER CUT OUT	EXP/CON	FITMENT	DIR. FIT WIRE HARNESS PART No.	WIRING	REVERSE SENSOR	FOG CUT OFF	DEALER CODING	FITMENT NOTES *Refer to owners manual for towing capacity and additional requirement
-------------	------	------	-----------------	------------	---------	----------	---------	---------------	----------------	---------	---------	--------------------------------	--------	----------------	-------------	---------------	-----------------------------------------------------------------------------------------

TOYOTA See terminology page for details / abbreviations

TARAGO																	
YR22	10/85 - 8/90	Bus	TOY095	800	70	FF2	TY095	No	No		3	UNT022	1	NA	NA	NA	* NO ECU REQD (UNIVERSAL WIRING KIT)
TCR10, TCR11, TCR20, TCR21	9/90 - 5/00	MPV	TOY078	1200	80	FF2	TY078	No	No		2	UNT022	1	NA	NA	NA	* NO ECU REQD (UNIVERSAL WIRING KIT)
ACR30	6/00 - 2/06	MPV	TOY040	1000	90	FF2	TY040	No	No		2	UNT022	1	NA	NA	NA	* NO ECU REQD. Check model number, ACR30 series only (UNIVERSAL WIRING KIT)
ACR50, GSR50	3/06 - On	MPV	TOY503	1200	120						2	UNTEC2W	0	NA	NA	NR	* ECU REQD (UNIVERSAL WIRING KIT)

TERCEL																	
AL25	1982 - 1990	Wagon	TOY076	1000	80	FF2	TY076	No	No		2	UNT022	1	NA	NA	NA	* NO ECU REQD (UNIVERSAL WIRING KIT)

TOWN ACE																	
YR39	4/92 - 12/96	Van	TOY044	1000	80	FF2	TY044	Yes	No		4	UNT022	1	NA	NA	NA	* NO ECU REQD (UNIVERSAL WIRING KIT)

YARIS																	
KSP13, NCP13, NLP13, NSP13, NCP131, NCP90, NCP91	11/05 - ON	Hatchback	TOY046	500	60	FF2	TY046	Yes	No		4	UNT022	1	NA	NA	NA	* NO ECU REQD (UNIVERSAL WIRING KIT)
NCP93	3/06 - ON	Sedan	TOY048	500	60	FF2	HD019	Yes	No		4	UNT022	1	NA	NA	NA	* NO ECU REQD. Same towbar as TOY046 with HD19 tongue and spacer plate in kit (UNIVERSAL WIRING KIT)

UNIVERSAL See terminology page for details / abbreviations

-																	
4500KG/450KG. CROSS TUBE LENGTH IS 960mm		N/A	UT001H	4500	450	S50 S	UN001H	Yes	No		1						* MUST DRILL OUT THE TOWBALL HOLE TO TAKE THE LARGER BALL
50mm Towball limits rating to 3500kg. CROSS TUBE LENGTH IS 960mm	1901 - ON	N/A	UT001H	4500	450	S50 S	UN001H	Yes	No		1						* For a rating over 3500kg you will need a 70mm Towball and drill out the tongue, or supply pintle hook and mount at extra cost
CROSS TUBE LENGTH IS 960mm		N/A	UT002H	2800	280	S50	UN001H				1						*
MUST USE PINTLE HOOK. CROSS TUBE LENGTH IS 960mm		N/A	UT001H	4500	450	S50 S	UN001H	Yes	No		1						* ADDITIONAL PARTS REQD TO REACH 4500KG. UNTTBM3 & UNTCM532
SUIT A TIPPER TRUCK	1900 - ON	N/A	UT003H	2800	280	S50	UN001H				1						*

VOLKSWAGEN See terminology page for details / abbreviations

AMAROK																	
2H 2WD & 4WD NO BUMPER MODEL	2/11 - ON	Ute	MIL594200	3000	300	S50		No	No		1	18270554J	3	A	NA		* EJ Harness. CAN-Bus Harness for vehicles with Tow Prep.



DESCRIPTION	YEAR	TYPE	TOWBAR PART No.	T CAP (KG)	BW (KG)	LUG TYPE	LUG No.	REMOVE BUMPER	BUMPER CUT OUT	EXP/CON	FITMENT	DIR. FIT WIRE HARNESS PART No.	WIRING	REVERSE SENSOR	FOG CUT OFF	DEALER CODING	FITMENT NOTES *Refer to owners manual for towing capacity and additional requirement
-------------	------	------	-----------------	------------	---------	----------	---------	---------------	----------------	---------	---------	--------------------------------	--------	----------------	-------------	---------------	-----------------------------------------------------------------------------------------

VOLKSWAGEN

See terminology page for details / abbreviations

AMAROK																	
2H 2WD & 4WD WITH BUMPER/STEP. AUTOMATICS MUST BE CODED AT THE DEALERSHIP	2/11 - 5/12	Ute	MIL594150	2800	280	S50		No	No		0	18270554J	3	A	NA		* EJ Harness. CAN-Bus Harness for vehicles with Tow Prep. 4 bolt plate type towbar. TOW CAP. LIMITED TO 2800kg
2H 2WD & 4WD WITH BUMPER/STEP. AUTOMATICS MUST BE CODED AT THE DEALERSHIP	2/11 - ON	Ute	VOLK002H	3000	300	S50		No	No		0	18270554J	3	A	NA		* EJ Harness. CAN-Bus Harness for vehicles with Tow Prep. 4 bolt plate type towbar.
2H NOT TRAYBACK. STYLESIDE ONLY	2/11 - ON	Ute	VWK503H	3000	300	S50	L4045	No	No		2	18270554J	3	A	NA		* EJ Harness. CAN-Bus Harness for vehicles with Tow Prep.

BORA																	
1J2, 1J6	10/98 - 7/04	Sedan/Wagon	AUD710	1600	75	ER		Yes	Yes		1	UNTEC2W	0	NA	NA	NR	* ECU REQD (UNIVERSAL WIRING KIT)

CADDY																	
2CA, 2CH, 2KA, 2KH, 2CB,2CJ,2KB,2KJ, 2KB, 2KJ, 2KB, 2KJ,2CB,2CJ INCLUDES THE MAXI	4/04 - ON	Van/Wagon	VWK708	1500	80	EF2		Yes	No		2	UNT763	3	VC	A	C	* ECU REQD
2CA, 2CH, 2KA, 2KH, 2KB, 2KJ INCLUDES MAXI	4/04 - ON	Van/Wagon	MIL594000	1500	150	FF2	191223					UNTEC2W	0	NA	NA	NR	* ECU REQD. Light protector available: MIL594025. (UNIVERSAL WIRING KIT)
2CA, 2CH, 2KA, 2KH	2/04 - ON	Van	VOLK004H	1500	75	S50	HY6H	No	No		1	UNTEC2W	0	NA	NA	NR	* ECU REQD (UNIVERSAL WIRING KIT)

CRAFTER 30-35																	
2E 3.5 TON VAN W/OUT STEP & CAB CHASSIS.	6/06 - ON	Bus	MER705	3500	150	EFB		No	No		1	18500510J	1	A	NA		* EJ Harness. CAN-Bus Harness
2E SINGLE REAR WHEELS. NO STEP.	10/06 - ON	Bus	MIL594050	2000	200	S50	191202					18500510J	1	A	NA		* EJ Harness. CAN-Bus Harness. Light protector available: MIL594075.
2E WITH STEP. SINGLE REAR WHEELS VAN.	6/06 - ON	Bus	MER704	3500	150	EFB		No	No		2	18500510J	1	A	NA		* EJ Harness. CAN-Bus Harness

CRAFTER 30-50																	
2E 3.5 TON VAN W/OUT STEP & CAB CHASSIS.	6/06 - ON	Cab Chassis/ Van	MER705	3500	150	EFB		No	No		1	18500510J	1	A	NA		* EJ Harness. CAN-Bus Harness
2E 5 TON. DUAL REAR WHEELS.	4/06 - 1/12	Cab Chassis	MER706	3500	140	EFB		Yes	No		2	18500510J	1	A	NA		* EJ Harness. CAN-Bus Harness. Suits crafter & sprinter cab chassis
2E SINGLE REAR WHEELS. NO STEP.	10/06 - ON	Cab Chassis/ Van	MIL594050	2000	200	S50	191202					18500510J	1	A	NA		* EJ Harness. CAN-Bus Harness. Light protector available: MIL594075.
2E WITH STEP. SINGLE REAR WHEELS VAN.	6/06 - ON	Van	MER704	3500	150	EFB		No	No		2	18500510J	1	A	NA		* EJ Harness. CAN-Bus Harness

TOWING

DESCRIPTION	YEAR	TYPE	TOWBAR PART No.	T CAP (KG)	BW (KG)	LUG TYPE	LUG No.	REMOVE BUMPER	BUMPER CUT OUT	EXP/CON	FITMENT	DIR. FIT WIRE HARNESS PART No.	WIRING	REVERSE SENSOR	CUT OFF	FOG	DEALER CODING	FITMENT NOTES *Refer to owners manual for towing capacity and additional requirement		
VOLKSWAGEN																			See terminology page for details / abbreviations	
GOLF																				
1J1	10/98 - 7/04	Hatchback	AUD710	1600	75	ER		Yes	Yes		1	UNTEC2W	0	NA	NA	NR		* ECU REQD (UNIVERSAL WIRING KIT)		
1K1, 5K1	8/04 - 3/13	Hatchback	VWK700	1800	75	ER		Yes	Yes		1	UNT791	2	DB		C		* ECU REQD		
AJ5	8/04 - 3/13	Wagon	VWK702	1700	100	ER	K49A	Yes	Yes		2	UNT791	2	DB		C		* ECU REQD		
5G1	4/13 - ON	Hatchback	VWK717	2000	80	ER		Yes	Yes		3	UNTEC2W	0	NA	NA	NR		* ECU REQD (UNIVERSAL WIRING KIT)		
5G1	4/13 - ON	Hatchback	VWK717V	2000	80	EV	K58V	Yes	Yes		3	UNTEC2W	0	NA	NA	NR		* ECU REQD (UNIVERSAL WIRING KIT)		
VII	4/14 - ON	Wagon	VWK718	2000	80	ER	K59A	Yes	Yes		3	UNT300	2	NA	NA	NA		* ECU REQD. (UNIVERSAL WIRING KIT)		
VII Vertical Detach	4/14 - ON	Wagon	VWK718V	2000	80	EV	K59V	Yes	Yes		3	UNT300	2	NA	NA	NA		* ECU REQD. (UNIVERSAL WIRING KIT)		
JETTA																				
1K2	2/06 - 7/11	Sedan	VWK702	1700	100	ER	K49A	Yes	Yes		2	UNT791	2	DB		C		* ECU REQD		
162	8/11 - ON	Sedan	VWK714			ER						UNT791	2	DB		C		* ECU REQD		
LT35 - LT50																				
2DX0AE, 2DX0FE	5/96 - 7/06	Cab Chassis/ Van	MER703	2800	100	EFB		No	No		1	UNTEC2W	0	NA	NA	NR		* ECU REQD (UNIVERSAL WIRING KIT)		
PASSAT																				
3B2, 3B3, 3B5, 3B6	3/98 - 2/06	Sedan/ Wagon	VWK709	2200	85	EF2		Yes	Yes		2	UNTEC2W	0	NA	NA	NR		* ECU REQD (UNIVERSAL WIRING KIT)		
3C2, 3C5	3/06 - 3/11	Sedan/ Wagon	VWK703	2000	85	ER		Yes	Yes		2	UNT791	2	DB		C		* ECU REQD		
3C2, 3C5 Vertical Detach	3/06 - 3/11	Sedan/ Wagon	VWK703V	2200	90	EV	K48V	Yes	Yes		3	UNT791	2	DB		C		* ECU REQD		
365, B7	3/11 - ON	Sedan/ Wagon	VWK715	2200	90	ER		Yes	Yes		2	UNT791	2	DB		C		* ECU REQD		
365, B7 Vertical Detach	3/11 - ON	Sedan/ Wagon	VWK715V	2200	90	EV	K57V	Yes	Yes		3	UNT791	2	DB		C		* ECU REQD		
PASSAT CC																				
CC & 4 MOTION	2/09 - 6/12	Coupe	VWK716	2200	90	ER		Yes	Yes		2	UNT791	2	DB		C		* ECU REQD		
POLO																				
9N	7/02 - 10/05	Hatchback	VWK706	1200	50	ER		Yes	Yes		2	UNTEC2W	0	NA	NA	NR		* ECU REQD (UNIVERSAL WIRING KIT)		
6R	5/10 - ON	Hatchback	VWK710	1350	85	ER		Yes	Yes		1	UNT743	3	VC	A	C		* ECU REQD		
TIGUAN																				
5N	5/08 - ON	Wagon	VWK707	2000	100	ER		Yes	Yes		2	UNT791	2	DB		C		* ECU REQD		



DESCRIPTION	YEAR	TYPE	TOWBAR PART No.	T CAP (KG)	BW (KG)	LUG TYPE	LUG No.	REMOVE BUMPER	BUMPER CUT OUT	EXP/CON	FITMENT	DIR. FIT WIRE HARNESS PART No.	WIRING	REVERSE SENSOR	FOG CUT OFF	DEALER CODING	FITMENT NOTES *Refer to owners manual for towing capacity and additional requirement
-------------	------	------	-----------------	------------	---------	----------	---------	---------------	----------------	---------	---------	--------------------------------	--------	----------------	-------------	---------------	-----------------------------------------------------------------------------------------

VOLKSWAGEN

See terminology page for details / abbreviations

TIGUAN																	
5N Vertical Detach	5/08 - ON	Wagon	VWK707V	2500	140	EV	K51V	Yes	Yes		3	UNT791	2	DB		C	* ECU REQD

TOUAREG																	
7L6, 7L7, 7LA	9/03 - 5/10	Wagon	VWK705	3500	140	ER	K46A	Yes	Yes		2	UNT733	4	U2	NA	M	* (UNIVERSAL WIRING KIT)
7L6, 7L7, 7LA Suits models without spare wheel on back.	9/03 - 6/11	Wagon	VWK500H	3500	350	S50	L4045	Yes	Yes		4	UNT765	3	A	A	NR	* ECU REQD
7L6, 7L7, 7LA Vehicles without spare wheel on tailgate	9/03 - 5/10	Wagon	VWK501H	3500	350	S50	N/A	Yes	Yes		3						*
7L6, 7L7, 7LA, 7P5	9/03 - On	Wagon	VWK713V	3500	140	EV	K46V	Yes	Yes		3	UNT765	3	A	A	NR	*

TRANSPORTER																	
	8/71 - 7/79	Bus/ Van	VOLK013	1000	80	FF2	VK013	No	No		2	UNT022	1	NA	NA	NA	* NO ECU REQD. Will not fit with extractors (UNIVERSAL WIRING KIT)
70XA	10/96 - 7/04	Van	VOLK001H	2000	200	S50	VW001	No	No		2	UNT022	1	NA	NA	NA	* NO ECU REQD (UNIVERSAL WIRING KIT)
7HA, 7HH, 7EA, 7EH,	8/04 - ON	Van	VWK712	2800	120	ER		Yes	No		2	UNT767	2	FF	Mi	NR	* ECU REQD
7HA, 7HH, 7EA, 7EH, Does not fit cab chassis models	8/04 - ON	Van	MIL594175	2500	100	S50		Yes	No		3	UNTEC2W	0	NA	NA	NR	* ECU REQD. (UNIVERSAL WIRING KIT)

TRANSPORTER / CARAVELLE																	
70XB, 70XC, 7DB, 7DW	10/96 - 7/04	Bus	VOLK001H	2000	200	S50	VW001	No	No		2	UNT022	1	NA	NA	NA	* NO ECU REQD (UNIVERSAL WIRING KIT)
7HB, 7HJ, 7EB, 7EJ, 7EF	8/04 - ON	Bus	VWK712	2800	120	ER		Yes	No		2	UNT767	2	FF	Mi	NR	* ECU REQD
7HB, 7HJ, 7EB, 7EJ, 7EF Does not fit cab chassis models	8/04 - ON	Bus	MIL594175	2500	100	S50		Yes	No		3	UNTEC2W	0	NA	NA	NR	* ECU REQD. (UNIVERSAL WIRING KIT)

UP																	
SUITS BIKE RACK ONLY. NOT FOR TOWING	10/12 - ON	Hatchback	VWK719	0	50	ER	H23A	Yes	Yes		3	UNTEC2W	0	NA	NA	NR	* ECU REQD (UNIVERSAL WIRING KIT)

VOLVO

See terminology page for details / abbreviations

850																	
LW	2/97 - 6/00	Wagon	VOL706	1800	75	EF2		Yes	No		2	UNTEC2W	0	NA	NA	NR	* ECU REQD (UNIVERSAL WIRING KIT)

S40																	
MS	6/04 - ON	Sedan	VOL700	1600	75	ER		Yes	Yes		2	UNT715	2	DB	Me	NR	* ECU REQD

S60																	
	1/01 - 11/10	Sedan	VOL702	1600	85	EF2		Yes	Yes		2	UNT702	2	DB	Me	NR	* ECU REQD
	4/10 - On	Sedan	VOL712	1950	90	ER	L26A	Yes	Yes		3						*

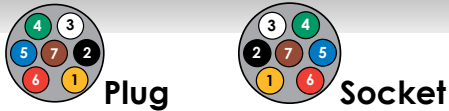
TOWING

DESCRIPTION	YEAR	TYPE	TOWBAR PART No.	T CAP (KG)	BW (KG)	LUG TYPE	LUG No.	REMOVE BUMPER	BUMPER CUT OUT	EXP/CON	FITMENT	DIR. FIT WIRE HARNESS PART No.	WIRING	REVERSE SENSOR	FOG CUT OFF	DEALER CODING	FITMENT NOTES *Refer to owners manual for towing capacity and additional requirement.
VOLVO See terminology page for details / abbreviations																	
S70																	
P80	2/97 - 8/10	Sedan	VOL706	1800	75	EF2		Yes	No		2	UNTEC2W	0	NA	NA	NR	* ECU REQD (UNIVERSAL WIRING KIT)
V50																	
MW	6/04 - ON	Wagon	VOL700	1600	75	ER		Yes	Yes		2	UNT715	2	DB	Me	NR	* ECU REQD
V60																	
	3/11 - On	Wagon	VOL712	1950	90	ER	L26A	Yes	Yes		3						*
V70																	
P80	2/97 - 6/00	Wagon	VOL706	1800	75	EF2		Yes	No		2	UNTEC2W	0	NA	NA	NR	* ECU REQD (UNIVERSAL WIRING KIT)
P80	2/97 - 6/00	Wagon	VOL708	2100	90	ER		Yes	Yes		2	UNTEC2W	0	NA	NA	NR	* ECU REQD (UNIVERSAL WIRING KIT)
P80	7/00 - 3/08	Wagon	VOL707	2000	75	EF2		Yes	Yes		2	UNT702	2	DB	Me	NR	* ECU REQD
XC60																	
	2/09 - ON	Wagon	VOL709	2100	90	ER		Yes	Yes		2	UNT761	2	DB	Me	NR	* ECU REQD
XC70																	
	12/07 - ON	Wagon	VOL710	2100	80	ER		Yes	Yes		2	UNT761	2	DB	Me	NR	* ECU REQD
XC70 CROSS COUNTRY																	
	04/03 - 11/07	Wagon	VOL711	2000	75	EF2	L25	Yes	Yes		2	UNTEC2W	0	NA	NA	NR	* ECU REQD (UNIVERSAL WIRING KIT)



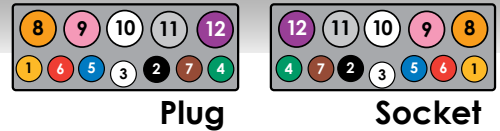
Trailer Plug, Socket & Adaptor Wiring Instructions

7 Pin Round Small



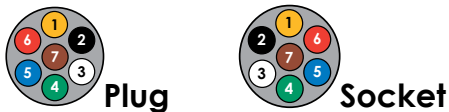
#	COLOUR	DESCRIPTION
1	Yellow	Left-hand turn
2	Black	Auxiliary / Reverse
3	White	Earth return
4	Green	Right-hand turn
5	Blue	Service Brakes
6	Red	Stop lamps
7	Brown	Tail light, number plate & clearance

12 Pin Flat



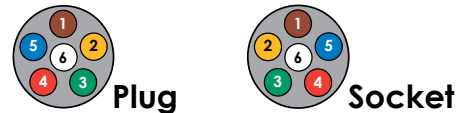
#	COLOUR	DESCRIPTION
1	Yellow	Left-hand turn
2	Black	Reversing signal
3	White	Earth return
4	Green	Right-hand turn
5	Blue	Service Brakes
6	Red	Stop lamps
7	Brown	Tail light, number plate & clearance
8	Orange	Battery supply
9	Pink	Auxiliaries
10	White	Earth return
11	Grey	Rear fog
12	Violet	Auxiliaries

7 Pin Round Large



#	COLOUR	DESCRIPTION
1	Yellow	Left-hand turn
2	Black	Auxiliary / Reverse
3	White	Earth return
4	Green	Right-hand turn
5	Blue	Service Brakes
6	Red	Stop lamps
7	Brown	Tail light, number plate & clearance

6 Pin Round



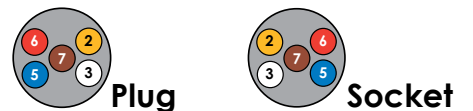
#	COLOUR	DESCRIPTION
1	Brown	Tail clearance lamp
2	Yellow	Left-hand turn
3	Green	Right-hand turn
4	Red	Stop lamps
5	Blue	Service Brakes
6	White	Earth return

7 Pin Flat



#	COLOUR	DESCRIPTION
1	Yellow	Left-hand turn
2	Black	Auxiliary / Reverse
3	White	Earth return
4	Green	Right-hand turn
5	Blue	Service Brakes
6	Red	Stop lamps
7	Brown	Tail light, number plate & clearance

5 Pin Round

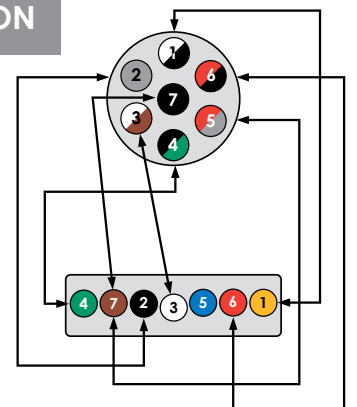


#	COLOUR	DESCRIPTION
2	Yellow	Left-hand turn
3	White	Earth return
5	Green	Right-hand turn
6	Red	Stop lamps
7	Brown	Tail light, number plate & clearance

EURO 7 PIN ROUND LARGE TO AUSTRALIAN 7 PIN FLAT CONVERSION

#	COLOUR	DESCRIPTION
1	Black / White	Left-hand turn
2	Grey	Rear fog lamp
3	White / Brown	Earth return
4	Black / Green	Right-hand turn
5	Grey / Red	Right tail light
6	Black / Red	Stop lamps
7	Grey / Black	Left tail light

#	COLOUR	DESCRIPTION
1	Yellow	Left-hand turn
2	Black	Auxiliary / Reverse
3	White	Earth return
4	Green	Right-hand turn
5	Blue	Service Brakes
6	Red	Stop lamps
7	Brown	Tail lights



Pin 5 & Pin 7 are both tail lights and both can be pinned into Pin 7 on the Australian socket.

There is currently NO pin equivalent for Pin 5 - Service Brakes.

NOTE 1: Pin 2 - If the towing kit has the Fog lamp connection as 2 separate wires, then one of these can be connected to reverse lamp in the car and the other end installed into Pin 2 on the small round Australian socket.

NOTE 2: Pin 2 - If the Rear fog lamp wire is on one of the lamp connectors on the towing kit, then it is quite possible that the actual pin function is a second lamp on the car. This needs to be checked.

WARRANTY

AUTOLINE WARRANTY STATEMENT

- Our goods come with guarantees that cannot be excluded under the Australian Consumer Law.
- You are entitled to a replacement or refund for a major failure and for compensation for any other reasonably foreseeable loss or damage.
- You are also entitled to have the goods repaired or replaced if the goods fail to be of acceptable quality and the failure does not amount to a major failure.
- All towing products are on lifetime warranty covered by the manufacturers.
Please contact AUTOLINE for the details.

AUTOLINE SALES

72 Mordaunt Circuit Canning Vale Western Australia 6155

Tel: 1300 310 310

Fax: +61 08 9351 5470

WARRANTY / MANUFACTURERS STATEMENT

BTA Towing Equipment - 6 Brand Road, Knoxfield VIC 3180

BTA Towing Equipment Warranty Statement

- BTA Tow bars are designed and manufactured to meet the requirements of Australian Design Rule 62-00.
- Boronia Tow bars are sold with a lifetime replacement warranty provided that the tow bar/hitch receiver has not been misused or overloaded and is used for towing purposes only.
- Boronia Tow bars can be used in conjunction with 80kg and 120kg level rides as long as the tow ball load is not exceeded. Weight distribution is approved for use in conjunction with most BTA class 4 hitches, however there are certain hitches that are not suitable.
Please refer to distributor/manufacturer for further details.

BTA Tow bar Manufacturers Statement

- All tow ball weights listed in the Tow bars catalogue are gained by using the standard tow ball mount.
- The only way to obtain 10% of a class 4 tow bars' rated towing capacity on the tow ball, is by using a weight distribution hitch.
 - Boronia Tow bars recommend in the case of increased tow ball loads, the advice of a suspension expert should be sought, as the heavier load could impact negatively on the standard suspension of the motor vehicle. In some cases, upgrading the rear suspension could also reduce the need for a weight distribution hitch, as standard (90kg or 120kg) level rides may be a suitable replacement.
- Before towing always refer to the vehicle manufacturers' specifications as tow ratings and tow ball loads can vary.

* A Certified engineer is required to weld custom fitted tow bars to be authorised as compliant.

* Recovery Equipment - Safety Warning: Use of this product and participation involves inherent risks of injury or death. All recovery gear can be potentially dangerous, and great care must be taken at all times. Professionally trained recovery specials should be consulted before using this product.



All images are for illustrative purposes and are included only as a guide to basic style.
Actual product supplied may therefore differ in design and detail.

While AUTOLINE has made every effort to ensure that the information contained within this catalogue is correct at the time of printing, any and all errors and omissions are excepted (E&O.E.).

As a result, no responsibility or liability is accepted for any such error or omission.

AUTOLINE also reserves the right to alter product application data, specifications and range without notice.
Please consult with AUTOLINE for the most up to date information.

STA Trademark pending.

*Further terms and conditions apply on request.

TOWBARS - STANDARD | HEAVY DUTY

EUROPEAN TOWBARS

DIRECT FIT WIRING HARNESS

ACCESSORIES

BIKE RACKS

ELECTRIC BRAKES

AIR HITCH

WEIGHT DISTRIBUTION KIT

SAFE - T - STEP



AUTOLINE SALES

Customer Service Team

1300 310 310

www.autolinesales.com.au