



2012

2013



Shock Absorbers for Passenger Cars

SACHS is a brand of ZF



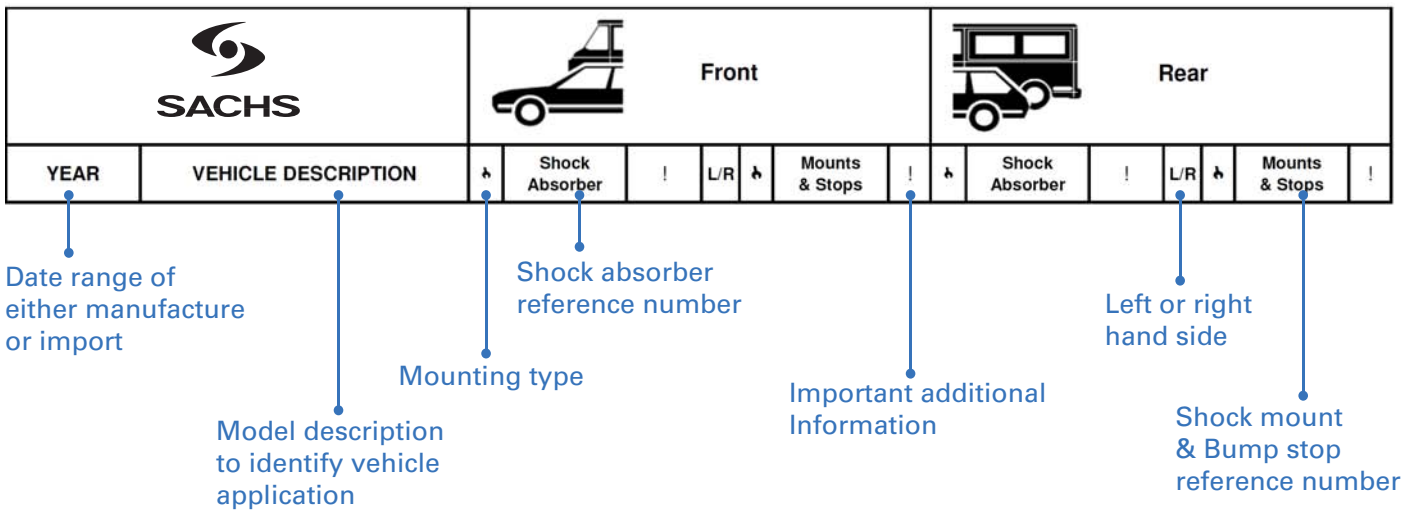
SACHS

Index

Make	Page
Alfa Romeo	1
Audi	2
BMW	5
Chrysler	11
Citroen	11
Daewoo	12
Daihatsu	13
Daihatsu CMV	14
Dodge	14
Fiat	14
Fiat CMV	15
Ford	15
Ford CMV	20
Holden	22
Holden Special Vehicles	28
Holden CMV	29
Honda	31
Hyundai	33
Isuzu	35
Iveco	37
Jaguar	37
Jeep	38
Kia	38
Lada	40
Land Rover	67
Lexus	40
Mazda	41
Mazda CMV	44

Make	Page
Mercedes Benz	44
Mercedes Benz CMV	51
Mini	51
Mitsubishi	51
Mitsubishi CMV	54
Nissan	55
Nissan CMV	59
Opel	60
Peugeot	60
Peugeot CMV	63
Pontiac	63
Porsche	63
Proton	64
Renault	65
Rolls Royce	67
Rover	67
SAAB	68
SEAT	69
Skoda	69
Smart	70
Ssangyong	70
Subaru	70
Suzuki	72
Toyota	74
Toyota CMV	81
Volkswagen	83
Volkswagen CMV	85
Volvo	86

Symbols and information



	Left side fitment
	Right side fitment
	Steering Damper
	Load sensitive damper
	Vehicles with ride height adjustment
	Vehicles with electronic susp. control
	Vehicles with lowered suspension
	Vehicles with raised suspension
	Vehicles with off road suspension
	Strut Mount Bearing
	Strut Mount
	Strut Mount Kit (includes Strut Mount and Strut Mount Bearing)
	Dust Boot kit
	Boot & Bump Stop Service kit
	Under development
	While stocks last
HD	Heavy duty
STD	For Standard Suspension only
SP	Sports Suspension
SF	Vehicles with sport springs

	Strut
	Strut insert
	Top pin, bottom pin
	Top pin, bottom eye
	Top eye, bottom eye (including with bush)
	Top pin, bottom eye with bush
	Top eye, bottom eye with bush
	Top pin, bottom special mount
	Top pin, bottom fork
	Top pin, bottom clamp
	Top & bottom special mount
	Top pin, bottom cross pin
	Top eye, bottom cross pin
	Top cross pin, bottom cross pin
	Top cross pin, bottom eye
	Suspension Cylinder (only as replacement for ride height as standard)
TBA	To be advised
MT	MTechnics Suspension (BMW)
NLA	No longer available
Oil	Oil charged

Notes

1	To Chassis No.: 8D 1 030 000
2	From Chassis No.: 8D 1 030 001
3	To Chassis No.: 4B-X-070 000
4	From Chassis No.: 4B-1-000 001
5	Strut outer case diameter 45 mm
6	Strut outer case diameter 51 mm
8	Remove the locator pin on the upper surface of the mount (exc. on Z4-E85 models).
9	Use BMW # 3352 1136 063 supporting ring and # 3353 113 624 rubber stop for removing a shock absorber with a 15 mm dia piston rod.
10	Ensure that the lower mounting bolt is correctly tightened in accordance with OE specifications.
11	Rear shock only applicable when modifying suspension to non-self leveling.
12	Shortened body Strut. To be used with shortened springs only- Please note the appropriate legal requirements for lowering vehicles in your state.
15	Suitable for the Original Equipment springs only.
16	Suitable for OE # 904 320 16 30, # 904 320 19 30
17	For (W203) models with Sport suspension and OE = 203 320 66 20
18	For (W203) models with Sport suspension and OE= 203 320 75 30
19	Shocks for Standard height suspensions only.
20	320 130 & 320 131 struts have piston rod with keyway. The spacers in the box are to be used ONLY when replacing struts that have piston rod without keyway.
21	Only available under the "BOGE" brand.
22	Applicable for OE # 52610 S2H951 & # 52610 S2J951, otherwise use 280 649.
23	During installation you may be required to enlarge the hole in the lower suspension member to allow the shock absorber to pass through- DO NOT MODIFY THE SHOCK ABSORBERS IN ANY WAY.
24	Part applicable only where the dimension between the top of the mounting bracket and the bottom of the spring seat is 138 mm.
25	Mount for upper section.
26	Mount for the lower section.
27	To Chassis No.: 3B-YE121 221
28	From Chassis No.: 3B-YE121 222
29	Mount for upper section with integrated ball bearing to chassis: 153439
30	Mount for upper section with integrated ball bearing from chassis: 153440
31	For vehicles without ride height adjustment only. For vehicles with ride height adjustment, please use "Nivomat" shock absorbers. Please check OE numbers for the correct aftermarket references.
32	Mount for upper section with integrated ball bearing to chassis: 285999
33	Mount for upper section from chassis: 546643
34	For vehicles with Standard suspension only.
35	Sold together as set.
36	For vehicles without electronic suspension control (also called active control).
37	Up to Chassis No.: D88173
38	To Chassis No.: F 1333 200 000
39	Chassis No.: F1333 200 001 - F 1342 000 000
40	From Chassis No.: F1342 000 001
41	Shocks applicable for 'Sports' AND 'M-Technics' suspensions.
42	For Payload 1200 Kg
43	For Payload 800/1000 Kg
44	To Chassis No.: 4DY 020 000
47	1.6l models discontinued in July 2000, 2.0l models discontinued in Feb 2001
48	Please fit a non self-levelling coil.
51	For Rear leaf spring suspension only.
52	Please note: Installation of the strut without the cap on the body may cause other suspension components to strike the vehicle chassis.
53	When replacing the existing Boot service kit (bump stops) must be replaced by # 900 095. Please do not reuse original Boot service kit (bump stops).
54	Rear shock for A6 Quattro models only.
55	Only suitable for FE2 equivalent suspension. Cannot be used for super low suspension.
58	There is a trim off tag on the insert and may need to be removed for proper fitment in the strut.
59	311 694 & 311 695 struts suit a round spring; 312 867 & 312 868 struts suit an oval spring.

Memo

The image shows a memo template. At the top left, the word "Memo" is written in a bold, italicized, black font. Below the header, the page is filled with a repeating pattern of horizontal stripes. The stripes alternate between a medium blue color and a light blue color, creating a grid-like structure for writing. The stripes are uniform in width and extend across the entire width of the page.

SACHS Shock absorbers and components

Comfort and performance



For more than 70 years SACHS has been a systems partner for the international automotive industry in the suspension and power train sectors. In close cooperation with vehicle manufacturers, we use cutting-edge methods to develop innovative products and solutions that meet the growing demands of the market.

Our state-of-the-art manufacturing facilities ensure the high quality standards of SACHS original parts. Whether it's part of the powertrain or the chassis, SACHS is a visionary brand name that you can fully trust for replacement parts.

Benefits for the driver

- Superior ride control
- Comfort, safety, reliability
- Consistent performance
- Improved braking
- Reduced tyre wear

Reliability and quality

for more than 70 years



Program highlights for the workshop

- Precise design
- Simple specification – saves time and inventory space
- Technical support
- More satisfied customers

Features

- **Precision piston-rod**
Induction-hardened, chrome-plated piston rod, machined and super-polished to exact roundness for reduced friction, durability and quicker reaction
- **Superior oil seal**
All shock absorbers feature a double-lip, low friction seal for long life and consistent performance
- **Calibrated piston and foot valves**
Valves are flow-rated and calibrated to ensure each unit is within 1% of engineering tolerance
- **Seamless cylinder tube**
All piston-tubes are specified to match the highest quality swiss seamless steel tubing technology
- **Shock absorber components**
Quality shock absorber mounts and Service Kits

SACHS Shock absorbers and components

SACHS is one of the leading brands in the field of shock absorbers, with a global daily production output of over 235,000 units. With partners worldwide, SACHS is one of the oldest and most renowned names in the industry.

Super Touring and Advantage

- SACHS Shock Absorbers are manufactured to combat the harshest of driving conditions, with its comprehensive range created to be suitable for an expansive number of applications.
- Close cooperation from car manufactures ensures that SACHS offers trendsetting technology to remain at the forefront of the market from high quality components for original equipment through to aftermarket needs.
- Car owners, trading partners and workshops around the globe benefit through choosing a brand that stands for maximum safety and superior driving quality.



Heavy Duty

- Built tough SACHS HD shock absorbers are designed to withstand harsh driving conditions through their big bore design, high quality materials and proven reliability.
- Designed with quality and toughness in mind SACHS HD delivers extreme performance and control both on and off road.
- Combining strength and comfort SACHS is the brand you can trust for the ultimate in driving experience.

Performance and innovation

SACHS rubber to metal parts are produced from the highest quality material to OE manufacturer specifications, and are highly elastic and break proof. By absorbing vibrations and noises, they are crucial for safety and driving comfort.

Strut Bearings and Plates / Mounts

- Suspension strut mounts form the upper attachment between the suspension strut and the vehicle body to support vehicle weight.
- SACHS rubber to metal components are made using the highest quality bonding production process to ensure optimal performance and reliability.
- Through their superior design SACHS Strut Mounts ensure the correct alignment and operation of shock absorbers to achieve advanced steering and suspension efficiency whilst reducing unwanted movement and noise.



Bump stop kits

- The extensive SACHS range is made from the highest quality polyurethane to ensure it is strong and durable.
- Kits are made up of a Bump Stop, Bellows Boot, Securing Ring and a cable tie for secure mounting.
- SACHS Bump Stop Kits provide effective protection to prolong the life of the strut assemblies through their advanced technology that protects the piston rod from dirt, rust and damage and prevents the shock absorber from bottoming out.



Warranty

ZF Services Australia Pty Limited Warranty Terms and Conditions

“ZFSAU” means ZF Services Australia Pty Limited ABN 45 003 176 323, and any company that is from time to time (whether with or without notice to the Customer) a related body corporate (as defined in the Corporations Act 2001), where the relevant entity contracting with the Customer is determined by the ZFSAU entity that issues the relevant invoice to the Customer.

Our Warranty

Warranty Details:

In this Warranty, Goods mean all suspension and shock absorber components supplied by ZFSAU under the “Sachs” brand and only where used in private vehicles.

ZFSAU warrants to the end purchaser (“the Customer”) that for 3 years or 60,000km (whichever occurs first) from the original date of purchase (“Warranty Period”) the Goods will be free from defects in materials and/or workmanship when used in accordance with these Warranty Terms and Conditions. The Customer must provide evidence of the original purchase and date of original purchase in order to make a warranty claim.

Under the terms of this Warranty, and subject to approval of the claim by ZFSAU, ZFSAU will replace the Goods during the Warranty Period. If a replacement part is supplied, warranty remains based on the original date of purchase.

Making a warranty claim:

To make a warranty claim under this Warranty, the Customer must:

1. apply to the distributor or reseller in writing where the Goods were originally purchased as soon as the warranty claim arises by contacting the distributor or reseller (details can be found on original purchase receipt) and obtain any relevant details including reference number where relevant;
2. send to the distributor or reseller original proof of purchase and reasonable evidence of the original date of purchase and your written description of the fault (including image samples and any other relevant material); and
3. return the Goods to the distributor or reseller in its original packaging or packed in a manner approved by the distributor or reseller, and subject to the applicable consumer laws, pay for all packing, freight and insurance costs for transit of the Goods to and from the distributor or reseller, if applicable.

Investigation of Claims:

ZFSAU will make its own evaluation of the fault stated by the Customer before any warranty claim is accepted.

If the warranty claim is accepted by ZFSAU, ZFSAU will, subject to the applicable consumer laws and at its cost replace any faulty parts or rectify any faulty workmanship.

To the extent permitted by law, the Customer is responsible for, and will at its own cost:

- remove the Goods from anything that it is installed to before sending the Goods to ZFSAU;
- pay for transports costs and all other costs related to sending Goods to ZFSAU and return of the Goods to the Customer, whether or not the warranty claim is accepted by ZFSAU.

In circumstances where the Goods require urgent replacement due to operational safety or to prevent disproportionately large damage to the Goods, ZFSAU may agree to allow the Customer to rectify the defect or have it rectified by third parties and compensate the Customer for reasonable costs of replacement if the warranty claim is accepted by ZFSAU.

Exclusions to Warranty:

This warranty does not cover:

- components that may need replacement due to normal wear and tear or lack of maintenance upkeep;
- removal of the Goods from anything that it is installed to;
- installation of Goods;
- damage caused by accident, misuse, negligence, abuse or fire;
- overloading or transport damage
- Goods that are not returned in original packaging or not packed in a manner that is approved by ZFSAU;
- unauthorised alteration, modification or substitution of any parts of the Goods, installation or use of the Goods not in accordance with instructions supplied;
- malfunction of Goods due to faulty installation or operation;
- Goods that have been fitted to other products not approved by ZFSAU for the purposes of raising, lowering or modifying suspension;
- Goods that have their serial number or model number label removed or defaced;
- Goods that have been used for a purpose other than for what was reasonably intended for the Goods;
- Freight/transport costs for delivery and return of the Goods unless otherwise agreed in writing by ZFSAU.

To the extent permitted by law, where ZFSAU determines in its sole discretion that the warranty claim does not fall within the terms and conditions of this Warranty, ZFSAU is not required to replace the Goods and is not liable to the Customer for any costs or expenses incurred.

Limitation of Liability:

The following statement applies only if the supply of the Goods to the Customer is a “consumer sale” as defined in the Australian Consumer Law. In this statement, ‘Our’ means ZFSAU, ‘You’ means the Customer and ‘goods’ means ‘Goods’:

Our goods come with guarantees that cannot be excluded under the Australian Consumer Law. You are entitled to a replacement or refund for a major failure and for compensation for any other reasonably foreseeable loss or damage. You are also entitled to have the goods repaired or replaced if the goods fail to be of acceptable quality and the failure does not amount to a major failure.

Notwithstanding this, the liability of ZFSAU is limited, to the extent permitted by law and at the option of ZFSAU to:

- replacing the Goods or the supply of equivalent Goods;
- the repair of the Goods;
- the payment of the cost of replacing the Goods or of acquiring equivalent Goods; or
- the payment of the cost of having the Goods repaired.

To the extent permitted by law, all other warranties whether implied or otherwise, not set out in this Warranty are excluded and ZFSAU is not liable in contract, tort (including, without limitation, negligence or breach of statutory duty) or otherwise to compensate the Customer for:

- any increased costs or expenses;
- any loss of profit, revenue, business, contracts or anticipated savings;
- any loss or expense resulting from a claim by a third party; or
- any special, indirect or consequential loss or damage of any nature whatsoever.

The benefits given to the Customer in this Warranty are in addition to other rights and remedies under a law in relation to the Goods or services to which this Warranty applies.

This warranty is not applicable outside Australia.






SACHS gives a technical edge – on the road and on the racetrack.



SACHS is the official supplier of winning motor sports teams worldwide. Whether it's V8 Supercar, 24 Hours of Le Mans, or the pinnacle of motorsport, Formula 1 – SACHS products contribute to peak performances on the racetrack.

SACHS is a brand of ZF

 SACHS		 Front					 Rear				
YEAR	VEHICLE DESCRIPTION	Shock Absorber	!	L/R	Mounts & Stops	!	Shock Absorber	!	L/R	Mounts & Stops	!

ALFA ROMEO

147											
09/01 ->	2.0 Hatchback	⊕	290 044	▼			⊕	557 957			
07/05 ->	1.9TD Hatchback		314 906								
07/04 - 12/06	3.2 GTA Hatchback (with Sports susp.)	⊕	314 907	SP				TBA			

156											
02/99 - 12/06	2.0, 2.5 V6, Sedan	⊕	290 044	▼			⊕	556 307		⊕	900 023
		⊕	314 906								
08/02 - 12/03	3.2 GTA Sedan (with Sports susp.)	⊕	314 907	SP				556 309			
05/00 - 12/06	2.0 Wagon	⊕	290 044	▼			⊕	556 307			
		⊕	314 906							⊕	900 023

159											
06/06 ->	1.9 T/D, 2.2i, 2.4 T/D, Sedan & Wagon (excl. 3.2i)	⊕	312 379				⊕	312 380			

164											
02/89 - 12/93	3.0 V6 Sedan From chassis No. 6183988	⊕	170 137	▼	⊕	802 237	⊕	100 957	▼		

166											
08/99 ->	3.0 V6 Sedan	⊕	312 698		⊕	802 410	⊕	312 699		⊕	802 457

33 (905, 905A)											
84 - 4/87	1.2,1.3,1.3S,1.5,1.5Ti, 4WD Sedan & Wagon, 1.5,1.8 Turbo Diesel Sedan (incl. Giardinetta)		NLA				⊕	312 057			

33											
87 - 90	1.3,1.3S,1.5Ti 4WD Sedan & Wagon 1.8 Turbo Diesel Sedan, 1.5,1.7ie Quadrifoglio (incl. Giardinetta & Sport Wagon)	⊕	110 996	▼	⊕		⊕	312 057			
			NLA		⊕						




75 (162B)											
10/85 - 12/92	all Sedan	⊕	170 574	▼			⊕	NLA			

90 (162A)											
06/85 - 02/88	2.5 Sedan	⊕	170 574	▼			⊕	NLA			

Alfa SUD											
71 - 85	1.2, 1.3, 1.5, All	⊕	101 194	▼			⊕	NLA			

Alfa SUD Sprint											
76 - 3/82	Sprint, Coupe	⊕	101 194	▼				NLA			
79 - 3/82	Sprint Veloce 1.3, 1.5, Ti, Coupe	⊕	101 194	▼				NLA			
4/82 - 90	Sprint Veloce 1.3, 1.5, Ti, Coupe	⊕	101 194	▼				NLA			
84 - 90	Sprint Ti, Quadrifoglio (Alfa 33 susp.) Coupe	⊕	110 996	▼	⊕		⊕	312 057			
			NLA		⊕						

Alfetta GT, GTV (116)											
10/75 - 06/81	2.0, 2.5 Coupe	⊕	170 574	▼				NLA			

 SACHS		 Front					 Rear				
YEAR	VEHICLE DESCRIPTION	Shock Absorber	!	L/R	Mounts & Stops	!	Shock Absorber	!	L/R	Mounts & Stops	!

ALFA ROMEO

GTV (916C)											
07/81 - 02/88	2.0, 2.5 Coupe	⚡								NLA	
06/98 - 12/04	2.0i. Twinspark & GTS, 3.0 V6	⚡								⊙	312 275

Giulia											
66 - 80	1300, 1600, ALL	⊙								⊕	170 981

Giuletta											
68 - 72	1750 (GT, Spider)									⊕	170 981
71 - 76	2000 GT, GTV									⊕	170 981
77 - 86	1.3, 1.6	⊕								⊕	NLA
79 - 86	1.8	⊕								⊕	NLA
80 - 86	2.0	⊕								⊕	NLA
83 - 86	2.0 Turbo Diesel	⊕								⊕	NLA

Spider											
06/98 - 08/04	2.0, 3.0 Convertible	⚡								⊙	312 275
10/06 ->	2.2, 3.2 JTS	⊙								⊙	312 380
10/06 ->	3.2 JTS 4WD	⊙									NLA




AUDI

80 (82, B1)											
72 - 08/78	All Sedan	⚡				⊙	802 446			NLA	
						⚙	801 008				
						⚡	900 002				

80 (89, 8A, B3)											
01/88 - 07/92	All Sedan	⚡				⊙	802 446			⊙	170 883
						⚙	801 008				
						⚡	900 002				
01/88 - 07/92	1.8E, 2.0E Sedan (incl. lowered susp.)	⚡				⊙	802 446			⊙	170 138
						⚙	801 008				
						⚡	900 002				

80 (8C, B4)											
08/92 - 08/95	2.0E, 2.3E, 2.6E, 2.8E Sedan & Wagon (excl. lowered susp.)	⚡				⊙	802 453			⊙	170 269
						⚙	801 008				
						⚡	900 002				
08/92 - 08/95	2.0E, 2.3E, 2.6E, 2.8E Sedan & Wagon (incl. lowered susp.)	⚡				⊙	802 453			⊙	170 427
						⚙	801 008				
						⚡	900 002				

80 Quattro (89Q, 8A, B3)											
10/88 - 06/89	1.8, 4WD Sedan (excl. lowered susp.)	⚡				⊙	802 446			⚡	170 139
						⚙	801 008				
						⚡	900 002				
10/88 - 06/89	1.8, 4WD Sedan (incl. lowered susp.)	⚡				⊙	802 446			⚡	170 140
						⚙	801 008				
						⚡	900 002				

 SACHS		 Front					 Rear						
YEAR	VEHICLE DESCRIPTION	Shock Absorber	!	L/R	h	Mounts & Stops	!	Shock Absorber	!	L/R	h	Mounts & Stops	!

AUDI

80 Quattro (8C, B4)													
08/92 - 08/95	2.6E, 4WD, All Sedan & Wagon (incl. lowered susp.)	h						⊙ 802 453 ⊗ 801 008 ⊚ 900 002					

90 Quattro													
83 - 08/91	2.0E, 2.2E, 4WD Sedan (excl. lowered susp.)	h						⊙ 802 446 ⊗ 801 008 ⊚ 900 002	h				
09/89 - 03/91	2.3E 20V, 4WD Sedan (excl. lowered susp.)	h						⊙ 802 446 ⊗ 801 008 ⊚ 900 002	h				




90 Sport													
05/89 - 07/92	2.0E, 2.3E Sedan (excl. lowered susp.)	h						⊙ 802 446 ⊗ 801 008 ⊚ 900 002	⊖			170 138	

100													
12/83 - 03/91	2.3 CD Avant 100kW Sedan & Wagon	h						⊚ 900 013	⊖			105 777	
10/93 - 11/94	2.6 110kW Sedan	h						⊚ 900 013	⊖			170 428	
01/92 - 11/94	2.8, V6 128kW Sedan	h						⊚ 900 013	⊖			170 428	
07/93 - 11/94	2.8 Quattro 128kW Wagon	h						⊚ 900 013	⊖			170 819	

200T													
05/82 - 6/84	2.1 125kW Sedan	h						⊙ 802 198 ⊚ 900 013	⊖			101 736	Oil ▼
10/86 - 01/91	2.2 118kW Sedan	h						⊙ 802 198 ⊚ 900 013	⊖			105 777	

A3													
05/97 - 05/04	1.6i, 1.8i, 1.8Turbo Hatchback (excl. Quattro & Sport)	⊚						⊙ 802 270 ⊗ 801 016 ⊚ 900 042	⊖			556 301	
06/04 ->	1.6i, 2.0i, 1.8T, 2.0TD Hatchback & Sportback (excl. Quattro)	⊚						⊙ 802 321 ⊚ 900 104	⊖			311 007 311 009	⊙ 802 339 SP

A4													
07/95 - 05/01	B5 1.8i 92kW, 1.8T 110kW, 2.4i 121kW, 2.6i 110kW, 2.8i 142kW Sedan & Wagon	⊚						⊙ 802 082	⊖			170 814	⊙ 802 326
		⊚											
		⊚											
06/01 - 01/05	B6 1.8T 120kW, 2.0i 96kW, 2.4i 125kW, 3.0i 160kW, 1.8T 140kW S-Line all Sedan & Wagon	⊚						⊙ 802 200	⊖			312 783	⊙ 802 327
		⊚											
01/02 - 12/05	B6 1.8T 120kW, 3.0i 160kW Cabriolet	⊚						⊙ 802 200	⊖			312 784	SP
02/05 - 03/08	B7 1.8T 120kW, 2.0i 96kW, 2.0T 147kW, 2.0TD 103kW, 3.2i 188kW S-Line all Sedan & Wagon	⊚						⊙ 802 200	⊖			313 367 313 368	⊙ 802 327 SP
04/08 ->	B7 1.8T 120kW, 2.0i 96kW, 2.0T, 2.7TD 147kW, 2.0TD 103kW, 3.2i 188kW S-Line all Sedan & Wagon	⊚						⊙ 802 514 ⊚ 900 224	⊖			313 365 313 366	⊙ 802 561 SP ⊚ 900 226

		 Front						 Rear					
YEAR	VEHICLE DESCRIPTION	Shock Absorber	!	L/R	h	Mounts & Stops	!	Shock Absorber	!	L/R	h	Mounts & Stops	!

AUDI

A4 Quattro													
07/95 - 05/01	B5 1.8i 92kW, 1.8T 110kW, 2.4i 121kW, 2.6i 110kW, 2.8i 142kW Quattro all Sedan & Wagon	1/2	280 567	1		802 082		1/2	170 817				
		1/2	170 813	SP									
		1/2	557 839	2									
06/01 - 03/08	B6 1.8T 110kW, 2.0i 96kW, 2.4i 125kW, 3.0i 160kW Quattro all Sedan & Wagon	1/2	558 301			802 200		1/2	312 783			802 327	
		1/2	558 297	SP									
02/05 ->	B7 1.8T 120kW, 2.0 147kW, 3.0TD 171kW, 3.2i 188kW Quattro all Sedan & Wagon	1/2	311 017			802 200		1/2	313 367			802 327	
		1/2						1/2	313 368	SP			

A5													
09/07 ->	8T 3.2 FSi 195 kW Coupe	1/2	313 363			802 514		1/2	313 365			802 561	
		1/2	313 364	SP		900 224						900 226	

A6													
11/94 - 09/97	C4 - 2.6, 110kW incl. Quattro all Sedan & Wagon	1/2	115 476	54		802 198		1/2	170 428				
						900 013		1/2	170 819	54			




A6													
2/97 - 01/05	C5 1.8T, 2.4, 2.8, 3.0 all Sedan & Wagon	1/2	280 567	3		802 082		1/2	556 277				
		1/2	557 839	4									
2/97 - 01/05	C5 2.4, 2.7 T, 2.8, 3.0 Quattro all Sedan & Wagon	1/2	280 567	3		802 082		1/2	556 281			Chassis No. : Fr: 4B-W-030 001 To: 4B-W-100 000	
		1/2	557 839	4		900 075		1/2	556 281 SP				
01/02 - 08/04	C5 - 2.7TT Quattro Sedan	1/2	280 537	4		802 082							
09/04 ->	2.4i 130kW, 3.0i 160kW incl. Quattro all Sedan & Wagon, Standard Susp.	1/2	312 638			802 376		1/2	312 640			802 327	
						900 075						900 082	
09/04 ->	2.4i 130kW, 3.0i 160kW incl. Quattro all Sedan & Wagon, Sport Susp.	1/2	312 639	SP		802 376		1/2	312 641	SP		802 327	
						900 075						900 103	

A8													
05/95 - 12/96	D2 2.8 128kW	1/2	556 293	≡ 44	⊖	802 082		1/2	556 295	≡ 44	⊖	802 342	
01/96 - 12/99	D2 3.7 169kW					900 075							
05/95 - 07/03	D2 4.2 Quattro 228/229kW												

Cabriolet													
10/93 - 11/99	2.6E Coupe		170 426			802 453		1/2	556 332				
						801 008							
						900 002							

Fox													
02/74 - 02/79	1.5, 1.6, L, S, LS, GLS, GTE All		100 594			802 446			100 786				
						801 008							
						900 002							

TT														
05/99-06/06	1.8T Coupe & Roadster		400 028			802 070		1/2	400 029			802 535		
						801 016						900 140		
						802 270								
						900 024								

		 Front					 Rear				
YEAR	VEHICLE DESCRIPTION	Shock Absorber	!	L/R	Mounts & Stops	!	Shock Absorber	!	L/R	Mounts & Stops	!

AUDI

TT - continued											
05/99-06/06	1.8T Coupe & Roadster Quattro To Chassis No. 8D-1-030-000	⌚ 400 028			⊕ 802 070		TBA				
		⌚ 280 567			⊕ 801 016						
		⌚ 170 813	SP		⊕ 802 270		⊕ 170 817				
					⌚ 900 024		⊕ 170 817	SP			
5/04-09/06	3.2 VR6 Coupe & Roadster Quattro	⌚ TBA			⊕ 802 070		TBA				
					⊕ 801 016						
10/06 ->	2.0 TFSI Coupe (8J)	⌚ 312 642			⊕ 802 321		⊕ 313 369			⊕ 802 382	
					⊕ 801 038						
10/06 ->	2.0TFSI & 3.2 V6 Coupe Quattro (8J)	⌚ 312 643			⊕ 802 417		⊕ 313 370			⊕ 802 382	
					⌚ TBA						




BMW

1 Series (E81, E87)											
09/04 - 03/08	116i, 118i, 120i 130i (E81, E87) Standard suspension	⌚ 310 983		⊕	⊕ 802 186		⊕ 310 984			⌚ 900 126	
		⌚ 310 982		⊕	⌚ 900 132						
12/07 ->	Model E81 Standard Suspension	⌚ 310 983		⊕	⊕ 802 186		⊕ 311 409			⌚ 900 126	
		⌚ 310 982		⊕	⌚ 900 132						
09/04 - 03/08	116i, 118i, 120i (E81, E87) Sports and M Technic	⌚ 310 986		⊕	⊕ 802 186		⊕ 310 984	SP		⌚ 900 127	
		⌚ 310 985		⊕	⌚ 900 132		⊕ 311 410	MT			
12/07 - 03/08	E81 All, M Technic model only	⌚ 313 255		⊕	⊕ 802 186		⊕ 311 410	MT		⌚ 900 127	
		⌚ 313 254		⊕	⌚ 900 133						

02 (E10)											
10/67 - 71	1600, 2D Sedan	⌚ 763 132	Oil	▼			⊕ 707 031	Oil			
07/71 - 07/73	1602, 2D Sedan										
06/68 - 69	2002, 2D, 75kW Sedan										
09/69 - 03/76	2002, 2D, 75kW Sedan										
04/73 - 09/75	2002Ti, 2D, 97kW Sedan										
69 - 06/75	2500, 4D, 112kW Sedan	⌚ 170 604		▼	⌚ 900 004		NLA			⌚ 900 020	
03/71 - 11/71	2800CS, 2D Coupe	⌚ 716 134		▼	⌚ 900 004		NLA			⌚ 900 020	

3 Series (E21) with Standard Suspension											
03/80 - 04/83	318i, 2D, 72 kW Sedan	⌚ 100 573		▼	⌚ 900 004		⊕ 170 881	▼		⌚ 900 006	
03/76 - 03/80	320, 2D, 80 kW Sedan										
03/76 - 79	320i, 2D, 92kW Sedan										
06/79 - 10/83	323i, 2D, 105kW Sedan	⌚ 100 610		▼	⌚ 900 004		⊕ 170 881	▼		⌚ 900 006	
07/81 - 12/82	323i, Sport, 2D, 105kW Sedan										

3 Series (E30) with Standard & Sport suspension											
05/83 - 10/87	318i, 2D, 72kW Sedan	⌚ 100 572		5	⊕ 802 009		⊕ 105 750			⊕ 802 003	
04/84 - 12/87	318i, 4D, 77kW Sedan				⌚ 900 004						
11/88 - 03/91	318i, 2D, 83kW Sedan	⌚ 170 142		MT			⊕ 170 143	MT		⊕ 802 003	
11/89 - 03/91	318i, 4D, 85kW Sedan										
10/83 - 12/87	318i, 2D, 77kW Cabriolet										
02/88 - 03/90	320i, 2D, 95kW Sedan										
07/90 - 03/91	318iS, 2D, 103kW Coupe	⌚ 170 142		MT	⊕ 802 009		⊕ 170 143	MT		⊕ 802 003	
					⌚ 900 004						




		 Front						 Rear					
YEAR	VEHICLE DESCRIPTION	Shock Absorber	!	L/R	h	Mounts & Stops	!	Shock Absorber	!	L/R	h	Mounts & Stops	!

BMW

3 Series (E30) with Standard & Sport suspension - continued													
03/84 - 12/85	323i, 2D, 4D, 105kW Sedan	!	100 590	6	⊕	802 009	⊖	105 750	⊕	802 003			
01/86 - 12/87	325e, 2D, 4D, 90kW Sedan & Cabriolet				⊕	900 004							
01/88 - 03/91	325i, 2D, 4D, 125kW Sedan												

3 Series (E36) with Standard & Sport suspension													
08/90 - 08/91	316i, 75 kW Sedan, Hatchback	!	115 195	STD	⊕	900 004	⊖	556 882	⊕	802 003			
	318 Ti, 88 kW Sedan, Hatchback	!	115 194	STD	⊕		⊖	556 884 MT	⊕	900 048			
03/95 - 04/99	316i, 3D, 75kW Hatchback	!	115 373		⊕	900 004	⊖	170 823	⊕	802 003			
		!	115 372		⊕		⊖	556 884 MT					
		!	400 031	MT	⊕								
		!	400 030	MT	⊕								
09/91 - 05/92	318i, 83kW Sedan	!	115 245	STD	⊕	900 004	⊖	556 882	⊕	802 003			
		!	115 244	STD	⊕		⊖	556 884 MT	⊕	900 048			
06/92 - 08/98	318i, 4D, 85kW Sedan	!	115 373		⊕	802 066 8	⊖	556 882	⊕	802 003			
01/98 - 10/99	318i, Sport, 2D, 103kW Coupe	!	115 372		⊕	900 004	⊖	556 884 MT	⊕	900 048			
01/97 - 08/98	318iS, 4D, 103kW Sedan	!	400 031	MT	⊕								
04/92 - 10/99	318iS, 2D, 103kW Coupe	!	400 030	MT	⊕								
04/96 - 04/99	318Ti, 2D, 103kW Hatchback	!	115 373		⊕	802 066 8	⊖	170 823	⊕	802 003			
		!	115 372		⊕	900 004	⊖	556 884 MT					
		!	400 031	MT	⊕								
		!	400 030	MT	⊕								
04/91 - 02/92	320i, 4D, 110kW Sedan	!	312 249		⊕	802 066 8	⊖	556 882	⊕	802 003			
		!	312 248		⊕	900 004	⊖	556 884 MT	⊕	900 048			
		!	312 070	MT	⊕								
		!	312 069	MT	⊕								
09/91 - 05/92	325i, 4D, 141kW Sedan, Coupe MT	!	312 664	▼	⊕	900 004	⊖	556 884 MT	⊕	802 003			
		!	312 663	▼	⊕								
03/92 - 11/92	320i, 4D, 110kW Sedan	!	312 247		⊕	900 004	⊖	556 882	⊕	802 003			
06/92 - 11/92	325i, 4D, 141kW Sedan	!	312 246		⊕		⊖	556 884 MT	⊕	900 048			
		!	312 070	MT	⊕								
		!	312 069	MT	⊕								

3 Series (E36) with Standard & Sport suspension													
12/92 - 07/95	320i, 4D, 110kW Sedan	!	312 064		⊕	802 066 8	⊖	556 882	⊕	802 003			
12/92 - 05/95	325i, 4D, 141kW Sedan	!	312 063		⊕	900 004	⊖	556 884 MT	⊕	900 048			
		!	312 070	MT	⊕								
		!	312 069	MT	⊕								
08/95 - 08/98	320i, 4D, 110kW Sedan	!	170 825		⊕	900 004	⊖	556 882	⊕	802 003			
01/96 - 08/98	323i, 4D, 125kW Sedan	!	170 824		⊕		⊖	556 884 MT	⊕	900 048			
01/97 - 08/98	328i, 4D, 142kW Sedan	!	312 070	MT	⊕								
		!	312 069	MT	⊕								
06/95 - 06/99	328i, 2D, 142kW Sedan	!	312 064		⊕	900 004	⊖	556 882	⊕	802 003			
92 - 05/95	325i, 2D Convertible	!	312 063		⊕		⊖	556 884 MT					
06/95 - 00	328i, 2D, 142kW Convertible	!	312 070	MT	⊕								
		!	312 069	MT	⊕								




		 Front						 Rear							
YEAR	VEHICLE DESCRIPTION	h	Shock Absorber	!	L/R	h	Mounts & Stops	!	h	Shock Absorber	!	L/R	h	Mounts & Stops	!

BMW

3 Series (E46) with Standard & Sport suspension																
09/98 - 10/01	323i, 4D, 125kW Sedan	h	556 870	⊕	⊙	⊕	802 186	⊖	⊖	556 882		⊙	⊕	802 003		
		h	556 869	⊕	⊕	⊕	900 004	⊖	⊖	556 884	MT	⊕	⊕	900 048		
		h	556 874	MT	⊕											
		h	556 873	MT	⊕											
03/98 - 09/01	316i, 3D, 77 kW Hatchback	h	556 874	41	⊕	⊙	802 186	⊖	⊖	556 882		⊙	⊕	802 003		
09/01 - 03/05	318Ti, 3D, 103 kW Hatchback	h	556 873	41	⊕	⊕	900 004	⊖	⊖	556 884	MT					
09/98 - 10/01	318i, 4D, 87 kW Sedan	h	556 874	41	⊕	⊙	802 186	⊖	⊖	556 882		⊙	⊕	802 003		
11/01 - 02/05	316Ti, 3dr, 85kW Hatchback	h	556 873	41	⊕	⊕	900 004	⊖	⊖	556 884	MT			⊕	900 048	
11/01 - 12/05	318i, 105 kW Sedan															
11/01 ->	320i, 125 kW Sedan, for all susp.	h	556 870	⊕	⊙	⊕	802 186	⊖	⊖	556 882		⊙	⊕	802 003		
		h	556 869	⊕	⊕	⊕	900 004	⊖	⊖	556 884	MT	⊕	⊕	900 048		
		h	556 874	MT	⊕											
		h	556 873	MT	⊕											
09/01 ->	320i, 125 kW Wagon	h	556 870	⊕	⊙	⊕	802 186	⊖	⊖	556 882		⊙	⊕	802 003		
		h	556 869	⊕	⊕	⊕	900 004	⊖	⊖	556 884	MT	⊕	⊕	900 048		
		h	556 874	MT	⊕											
		h	556 873	MT	⊕											
11/00 - 08/01	325i, 141kW Sedan	h	556 870	⊕	⊙	802 186	⊖	⊖	556 882		⊙	⊕	802 003			
		h	556 869	⊕	⊕	900 004							⊕	900 048		
09/01 - 03/05	325i, 141kW Sedan	h	290 986	⊕	⊙	⊕	802 186	⊖	⊖	556 882		⊙	⊕	802 003		
		h	290 985	⊕	⊕	⊕	900 004	⊖	⊖	556 882	MT					
		h	290 950	MT	⊕											
		h	290 949	MT	⊕											
		h	290 948	SF	⊕											
		h	290 947	SF	⊕											
06/99 - 03/05	320Ci, 323Ci, 325Ci, 328Ci, 330Ci Coupe	h	556 874	MT	⊕	⊙	802 186	⊖	⊖	556 882		⊙	⊕	802 003		
		h	556 873	MT	⊕	⊕	900 004	⊖	⊖	556 882	MT	⊕	⊕	900 048		
06/99 - 03/05	325Ci, 330Ci Convertible	h	556 874	MT	⊕	⊙	802 186	⊖	⊖	556 882		⊙	⊕	802 003		
		h	556 873	MT	⊕	⊕	900 004	⊖	⊖	556 884	MT	⊕	⊕	900 048		
05/02 - 03/05	325Ti 141kW, Hatchback	h		⊕	⊙	802 186	⊖	⊖	556 884		⊙	⊕	802 003			
		h		⊕									⊕	900 048		

3 Series (E46) with Standard & Sport suspension (New Zealand Only)																
09/98 - 9/01	316i, 318i, 318d, 320d Touring	h	556 858	⊕	⊙	⊕	802 186	⊖	⊖	556 882		⊙	⊕	802 003		
		h	556 857	⊕	⊕	⊕	900 004	⊖	⊖	556 884	MT	⊕	⊕	900 048		
		h	556 874	MT	⊕											
		h	556 873	MT	⊕											
09/01 - 02/05	316i, 318i, 318d, 320d Touring	h	290 985	⊕	⊙	⊕	802 186	⊖	⊖	556 882		⊙	⊕	802 003		
		h	290 986	⊕	⊕	⊕	900 004	⊖	⊖	556 884	MT	⊕	⊕	900 048		
		h	556 874	MT	⊕											
		h	556 873	MT	⊕											

3 Series (E90)																
03/05 ->	320i 110 kW, 325i 160 kW, 330i kW Sedan	h	311 404	⊕	⊕	⊕	900 132	⊖	⊖	311 409		⊕	⊕	900 126		
		h	311 403	⊕	⊙	⊕	802 186	⊖	⊖	311 411	MT					
		h	311 408	MT	⊕											
		h	311 407	MT	⊕											
05/07 ->	M Technic Only	h	311 406	MT	⊕	⊙	802 397	⊖	⊖	311 410	MT		⊕	900 126		
		h	311 405	MT	⊕											

 SACHS		 Front					 Rear				
YEAR	VEHICLE DESCRIPTION	Shock Absorber	!	L/R	Mounts & Stops	!	Shock Absorber	!	L/R	Mounts & Stops	!

BMW

3 Series (E91)												
02/06 ->	323i 130kW Wagon	⌚ 311 404	⊕	⊕	802 397	⊕	⊕	⊕	⊕	⊕	⊕	
		⌚ 311 403	⊕	⊕		⊕	⊕	⊕	⊕	⊕	⊕	
		⌚ 311 406	MT	⊕								
		⌚ 311 405	MT	⊕								

3 Series (E92)												
09/06 ->	320i, 325i, 330i 335i, 320d 160 kW Coupe	⌚ 311 404	⊕	⊕	900 132	⊕	⊕	⊕	⊕	⊕	⊕	
		⌚ 311 403	⊕	⊕	802 397	⊕	⊕	⊕	⊕	⊕	⊕	
		⌚ 311 406	MT	⊕								
		⌚ 311 405	MT	⊕								




3 Series (E93)												
2007 ->	320i, 325i, 330i 335i, 320d 160 kW Convertible (incl. M3)	⌚ 311 404	⊕	⊕	900 132	⊕	⊕	⊕	⊕	⊕	⊕	
		⌚ 311 403	⊕	⊕	802 397	⊕	⊕	⊕	⊕	⊕	⊕	
		⌚ 311 406	MT	⊕								
		⌚ 311 405	MT	⊕								

5 Series (E12)											
05/73 - 09/76	520, 85kW Sedan	⌚ 170 604	▼		900 004			NLA		900 020	
02/77 - 81	528, 121kW Sedan										
03/74 - 08/75	525, 108kW Sedan	⌚ 170 604	▼		900 004			NLA			
07/75 - 01/77	528, 121kW Sedan										

5 Series (E28)											
03/83 - 12/85	520i, 92kW Sedan	⌚ 100 593			900 004		⊕	105 752	▼	900 020	
10/86 - 08/88	525e, 90kW Sedan				802 009						
01/86 - 09/86	525e, 90kW Sedan	⌚ 100 593			900 004		⊕	105 731	▼	900 020	
					802 009						
01/82 - 12/85	528i, 135kW Sedan	⌚ 100 593			900 004		⊕	105 752	▼	900 020	
					802 009						

5 Series (E34)												
11/90 - 01/91	520i, 110kW Sedan	⌚ 312 255			900 004		⊕	290 275	9	900 050		
							⊕	290 779	MT	⊕	802 381	
01/91 - 03/96	520i, 110kW Sedan	⌚ 312 254			900 004		⊕	290 275	9	900 050		
03/93 - 03/96	525i, 141kW Sedan						⊕	290 779	MT	⊕	802 381	
09/88 - 12/90	525i, 125kW Sedan	⌚ 312 385			900 004		⊕	290 275	9	900 050		
	530i, iS 155kW Sedan						⊕	290 779	MT	⊕	802 381	
11/90 - 03/93	525i, 141kW Sedan	⌚ 312 393			900 004		⊕	290 275	9	900 050		
02/91 - 05/93	530i, 155kW Sedan						⊕	290 779	MT	⊕	802 381	
04/93 - 03/96	530i, 160kW, 540i, 210kW Sedan											
06/92 - 12/96	525i, Touring, 141kW Wagon (for vehicles with ride height adj.)	⌚ 312 392	MT	⊕	802 528		⊕	102 282	⊕			
							⊕	102 283	⊕			

5 Series (E39)											
04/96 - 09/97	523i 125kW, 528i 142kW Sedan	⌚ 556 832			802 176		⊕	170 855		802 004	
		⌚ 556 834	MT/SP				⊕	170 857	MT/SP		

		 Front					 Rear						
YEAR	VEHICLE DESCRIPTION	Shock Absorber	!	L/R	h	Mounts & Stops	!	Shock Absorber	!	L/R	h	Mounts & Stops	!

BMW

5 Series (E39) - continued													
10/97 - 10/03	523i 125kW, 528i 142kW Sedan	Shock Absorber				802 186		Shock Absorber				802 004	
		556 832						170 857	MT				
		556 834	MT										
10/00 - 09/03	525i, 141 kW Sedan	Shock Absorber				802 186		Shock Absorber				802 004	
		556 834	MT					170 857	MT				
04/97 - 09/97	528i, 142 kW Wagon	Shock Absorber				802 176		Shock Absorber				802 004	
		556 832						556 473					
		556 834	MT					170 857	MT				
10/97 - 10/03	528i, 142 kW Wagon	Shock Absorber				802 186		Shock Absorber				802 004	
		556 832						556 473					
		556 834	MT					170 857	MT				
10/00 - 09/03	530i, 170 KW Sedan	Shock Absorber				802 186		Shock Absorber				802 004	
		556 834	MT					170 857	MT				
10/00 - 09/03	530i, 170 KW Wagon	Shock Absorber				802 186		Shock Absorber					
		556 832						556 473					
		556 834	MT					170 857	MT				
10/96 - 07/03	535i, 173 kW / 540i, 210kW Sedan (excl. Electronic Damping Control)	Shock Absorber				802 056		Shock Absorber				802 004	
		556 836						170 855					
		556 838	MT					170 857	MT				




5 Series (E60) Sedan													
10/03 ->	525i, 141 kW Sedan 530i, 170 kW Sedan 545i, 245 kW Sedan	Shock Absorber				900 083		Shock Absorber				900 131	
		310 274						310 245					
		310 273				802 186		310 462	MT	41			
		310 467	MT			900 084							
		310 466	MT										
12/05 ->	550i, 270 kW Sedan	Shock Absorber				900 083		Shock Absorber				900 131	
		310 274						310 245					
		310 273				802 186		310 476	MT	41			
		310 465	SP					310 462	SP				
		310 464	SP										
		310 467	MT			900 084							
		310 466	MT										

5 Series (E61) Stationwagon													
2004 ->	525 Wagon 528 Wagon 530 Wagon	Shock Absorber				802 186		Shock Absorber				900 128	
		310 481						310 477					
		310 480				900 083		310 497	SP			900 129	SP
		310 496	SP										
		310 495	SP										
		310 467	MT										
		310 466	MT										

6 Series (E24)													
03/77 - 80	633 Csi Coupe	Shock Absorber				900 004		Shock Absorber				900 020	
		170 604						NLA					
05/86 - 09/89	635 Csi Coupe	Shock Absorber				900 004		Shock Absorber				900 020	
		100 593						105 752	▼				

7 Series (E23)													
02/78 - 02/80	733i, 4D, 145kW Sedan	Shock Absorber				900 004		Shock Absorber				900 021	
		100 757	▼					106 130	▼				
03/80 - 02/82	733i, 4D, 145kW Sedan	Shock Absorber				900 004		Shock Absorber				900 021	
		100 757	▼					NLA					
03/82 - 04/83	733i, 4D, 145kW Sedan	Shock Absorber				900 004		Shock Absorber				900 021	
		100 757	▼					110 412	▼				
03/85 - 09/88	735i, 4D, 150kW Sedan	Shock Absorber											

7 Series (E32) (Incl. Sport suspension)													
11/90 - 10/94	730i 138kW, 160kW Sedan	Shock Absorber				900 004		Shock Absorber				110 857	
		312 388											
02/91 - 11/92	735iL, 155kW Sedan	Shock Absorber											
11/92 - 10/94	740iL, 210kW Sedan	Shock Absorber											
03/87 - 08/88	735i, 155kW Sedan	Shock Absorber				900 004		Shock Absorber				102 222	⊗
		100 729						102 223	⊗				

		 Front					 Rear				
YEAR	VEHICLE DESCRIPTION	Shock Absorber	!	L/R	Mounts & Stops	!	Shock Absorber	!	L/R	Mounts & Stops	!

BMW

7 Series (E32) (Incl. Sport suspension) - continued											
09/88 - 01/91	735i, 155kW Sedan	⌋ 312 387			⌚ 900 004		⌋ 102 222	⌋ 102 223	⌋	⌋	
01/88 - 07/90	750iL, 220kW Sedan	⌋ 312 387			⌚ 900 004		⌋ 102 815	⌋ 102 234	⌋ 102 235	⌋	
08/90 - 10/94	750iL, 220kW Sedan	⌋ 312 388			⌚ 900 004		⌋ 102 234	⌋ 102 235	⌋		

7 Series (E38)											
11/94 - 11/01	730iL, 4D, 160kW Sedan	⌋ 170 820		⌋	⌚ 900 004		⌋ 102 818	⌋ 102 817	⌋	⌋	
08/96 - 10/98	735iL, 4D, 173kW Sedan	⌋ 170 821		⌋	⌚ 802 007		⌋ 102 817	⌋ 102 500	⌋ 102 495	⌋	
10/98 - 11/01	735iL, 4D, 175kW Sedan										
11/94 - 11/01	740iL, 4D, 210kW Sedan										
11/94 - 11/01	750iL, 4D, 240kW Sedan										
10/98 - 02	735i, 4D, 175kW Sedan, not iL (for vehicles with Standard susp. only)	⌋ 170 820		⌋	⌚ 900 004		⌋ 170 822				
		⌋ 170 821		⌋	⌚ 802 007						

7 Series (E65, E66)											
02/02 - 02/05	735i, 735Li 200 kW Sedan	⌋ 311 770		⌋	⌚ 900 186		⌋ 311 773			⌋ 900 131	
03/05 - 12/07	740i, 740Li 225 kW Sedan	⌋ 311 769		⌋	⌚ 802 199		⌋ 311 774	MT			
02/02 - 02/05	745i, 745Li 245 kW Sedan	⌋ 311 772	MT	⌋							
03/05 - 12/07	750i, 750Li 270 kW Sedan	⌋ 311 771	MT	⌋							
02/03 - 9/05	760i, iL	TBA		⌋	⌚ 802 199		TBA				




M3 (E36, E46)											
10/95 - 04/99	E36 - 3.2i, 3.0i Coupe & Convertible	⌋ 312 252		⌋			⌋ 290 816			⌋ 900 049	
		⌋ 312 253		⌋						⌋ 802 003	
04/01 ->	E46 - 3.2i, 3.0i Coupe & Convertible (excl. racing susp.)	⌋ 310 052		⌋			⌋ 310 053			⌋ 802 177	
		⌋ 310 051		⌋							

X1											
03/10 ->	E84 S and X Drive (incl. Sport suspension)	⌋ 313 932		⌋	⌚ 802 186		⌋ 313 933			⌋ 802 547	
		⌋ 313 931		⌋							

X3											
06/04 ->	E83 - 2.0i, 2.5i, 3.0i 4x4 (excl. 3.0Si, incl. Sport suspension)	⌋ 310 719		⌋	⌚ 900 190		⌋ 310 720			⌋ 900 191	
		⌋ 310 718		⌋	⌚ 802 186						

X5											
11/00 - 02/07	E53 - 3.0i 163, 170 kW, 3.0d 135kW, 4.4i 210 kW, 4.6iS 255 kW (incl. Sport suspension)	⌋ 290 239		⌋	⌚ 802 375		⌋ 311 233				
		⌋ 290 240		⌋							
03/07 - 09/08	E70 - 3.0sd, 3.0d, 3.0si, 4.8i	TBA		⌋	⌚ 802 542	26	TBA			⌋ 802 544	26
09/08 ->	E70 - xDrive35d			⌋	⌚ 802 543	25				⌋ 802 545	25

Z3 (E36)											
01/97 - 06/99	1.9, 103kW Coupe	⌋ 115 690		⌋	⌚ 802 066		⌋ 556 214			⌋ 802 003	
06/99 - 01/03	2.0, 110kW Coupe	⌋ 115 689		⌋			⌋ 556 212	MT/SP			
04/97 - 08/00	2.8, 141kW Coupe	⌋ 115 692	MT/SP	⌋							
		⌋ 115 691	MT/SP	⌋							

 SACHS		 Front					 Rear				
YEAR	VEHICLE DESCRIPTION	Shock Absorber	!	L/R	Mounts & Stops	!	Shock Absorber	!	L/R	Mounts & Stops	!

BMW




Z4 (E85)											
03/03 ->	E85 2.5i 141 kW, 3.0i 170 kW Convertible (Roadster)	⚙️ 312 467		⊕	⚙️ 900 132		⚙️ 312 468		⊕	⚙️ 802 177	
		⚙️ 312 466		⊕	⊕ 802 066	8					
Z4 (E86)											
03/06 ->	3.0si	⚙️ 312 467		⊕	⊕ 802 056		TBA				
		⚙️ 312 466		⊕							

CHRYSLER

300C											
11/05 ->	3.5i, 5.7i, 6.1 SRT 8, 3.0DT Sedan & Wagon excl. AWD	⚙️ 312 259		⊕	⊕ 802 504		⚙️ 312 260				
		⚙️ 312 258		⊕	from 2007		⚙️ 444 224	⊕			
Centura											
74 - 78	KB, KC 4 & 6 Cyl Sedan				⚙️ 900 097		⚙️ 311 524				
Neon											
95 - 99	All Sedan	⚙️ 030 012			⚙️ 900 095		⚙️ 030 013				
00 - 02	All Sedan	⚙️ 030 696			⊕ 802 893		⚙️ 030 698	⊕	⊕	⚙️ 802 895	
							⚙️ 030 697		⊕		
PT Cruiser											
00 - 12/06	All Hatchback	⚙️ 290 870			⊕ 802 343		⊕ 290 818				
06 ->	2.4L All incl. Convertible	⚙️ 290 870			⊕ 802 343		⊕ 290 818				
Voyager & Grand Voyager											
97 - 01	GS, 3.3L V6 with Self-Levelling System Wagon (excl. Std susp.)	⚙️ 030 645					⊕ 030 051				
97 - 01	GS, 3.3LV6 with Std suspension Wagon (excl. Self-Levelling System)	⚙️ 030 645					⊕ 200 687				
01 ->	3.3L V6 with Self-Levelling System Wagon (excl. Std susp.)	⚙️ 310 202			⊕ 802 423		⊕ 444 233	⊕			
01 ->	3.3L V6 with Std suspension Wagon (excl. Self-Levelling System)	⚙️ 310 202			⊕ 803 423		⊕ 200 687				
01 ->	3.3L V6 AWD, with Self-levelling system Wagon (excl. Std susp.)	⚙️ 310 202			⊕ 804 423		⊕ 030 284	⊕			

CITROEN

Berlingo											
08/99 ->	1.4 Van	⚙️ 200 463		⊕	⚙️ 900 009		⊕ 200 449				
		⚙️ 200 459		⊕	⚙️ 801 010						
C2											
02/02 ->	1.6i VTR Hatchback	⚙️ 312 421		⊕	⚙️ 900 108		⊕ 313 914				
		⚙️ 312 422		⊕	⚙️ 801 010						
C3											
02/02 ->	1.4i, 1.6 Hatchback	⚙️ 312 421		⊕	⚙️ 900 108		⊕ 313 914				
		⚙️ 312 422		⊕	⚙️ 801 010						

 SACHS		 Front					 Rear						
YEAR	VEHICLE DESCRIPTION	Shock Absorber	!	L/R	h	Mounts & Stops	!	Shock Absorber	!	L/R	h	Mounts & Stops	!

CITROEN

C4													
04/05 ->	1.6i, 1.6TDi, 2.0i Hatchback & 1.6i, 2.0i Coupe	⚡ 313 154		⊕		⚡ 900 081		⊖				⊖	802 370
		⚡ 313 150		⊕	⊖	802 395							
02/07 ->	Picasso (People Mover)	TBA				⚡ 900 081						TBA	⊖ 802 370
						⊖ 802 395							

Xsara													
98-00	1.6 67kW, 1.8i 74/84kW Coupe & Hatchback	⚡ 200 455		⊕		⚡ 900 023		⊖				⊖ 170 403	
		⚡ 200 447		⊕	⊖	802 212							
98 - 08/99	2.0 97kW Hatchback	⚡ 200 463		⊕		⚡ 900 023		⊖				⊖ 170 403	
		⚡ 200 459		⊕	⊖	802 212							
8/99 - 00	2.0 97kW Hatchback	⚡ 200 463		⊕		⚡ 900 023		⊖				⊖ 200 896	
		⚡ 200 459		⊕	⊖	802 212							
01 ->	1.6 83kW, 2.0 102kW Coupe & Hatchback	⚡ 312 406		⊕		⚡ 900 023		⊖				⊖ 312 417	
		⚡ 312 407		⊕	⊖	802 212							

Xsara (New Zealand Only)													
9/00- 9/04	N1 1.4i Hatchback, N0 Coupe	⚡ 313 344		⊕		⚡ 900 023		⊖				⊖ 170 403	
		⚡ 313 346		⊕									
12/99 ->	N68 Picasso From Chassis No. : OPR 09751	⚡ 313 344		⊕		⚡ 900 023		⊖				⊖ 312 575	
		⚡ 313 346		⊕									

DAEWOO

1.5i													
07/94 - 10/95	Hatchback	⚡ 100 678				⚡ 900 023		⊖				⊖ 105 791	

Cielo													
10/95 - 06/98	Sedan & Hatchback	⚡ 100 678				⚡ 900 023		⊖				⊖ 105 791	

Espero													
03/95 - 08/97	All Sedan	⚡ 100 678				⚡ 900 023		⊖				⊖ 105 791	
02/95 - 06/99		⚡ 100 338	Oil										




Kalos													
2003 ->	1.5 Sedan & Hatch	TBA				⚡ 900 182						TBA	⚡ 900 064

Korando													
98 - 00	All Wagon Hard Top	⊖ 290 114	Oil					⊖				⊖ 170 847	HD
		⊖ 112 017	HD										

Lanos													
08/97 - 03	All Sedan & Hatchback	⚡ 100 678				⚡ 900 003		⊖				⊖ 105 791	
		⚡ 100 338	Oil										

Leganza													
06/97 - 12/02	KLAVA 2.0/2.2 Sedan	⚡ 312 909		⊕								⚡ 312 911	⊕
		⚡ 312 910		⊕								⚡ 312 912	⊕

Matiz													
10/99 - 11/04	0.8, All, incl. ABS Hatchback & Van	⚡ 314 215		⊕								⚡ 290 788	
		⚡ 314 216		⊕									




 SACHS		 Front					 Rear						
YEAR	VEHICLE DESCRIPTION	Shock Absorber	!	L/R	h	Mounts & Stops	!	Shock Absorber	!	L/R	h	Mounts & Stops	!

DAEWOO

Musso													
98-02	3.2L/2.9D 4WD Wagon	∅	290 114					170 847					
			112 017	HD									
Nubira													
07/97 - 08/03	1.6, 2.0 Sedan & Wagon	h	290 174		⊕			290 170		⊕			
		h	290 175		⊕			290 171		⊕			
Nexia													
02/95 - 08/97	NZ All Sedan & Hatchback	h	100 678			⊕	900 003	∅	105 791				
		h	100 338	Oil									

DAIHATSU

Applause													
06/89 - 12/97	A101, 1.6 Sedan (excl. rear drum brake)	h	NLA		⊕			200 128		⊕			
		h	200 125	▼	⊕			200 129		⊕			
Charade													
01/83 - 04/87	G11, G21, G30, Sedan & Hatchback	h	110 437	▼	⊕			∅	NLA				
		h	110 438	▼	⊕								
05/87 - 07/93	G100, 101, 102 Series excl.4x4, Hatchback	h	200 116	▼	⊕	⊕	900 027	h	200 120	▼	⊕		
		h	200 117	▼	⊕			h	200 121	▼	⊕		
05/87 - 07/93	G102, 1.3L Sedan (excl. 4WD)	h	200 116	▼	⊕	⊕	900 027	h	NLA		⊕		
		h	200 117	▼	⊕			h	NLA		⊕		
08/93 - 8/96	G200, 202, 203 Series (excl. F2) Sedan & Hatchback	h	230 085		⊕			h	230 089		⊕	⊕	802 295
		h	230 084		⊕			h	230 088		⊕		
09/96 - 07/00	G200/202/203, 1.0/1.3/1.5 (excl. F2) Sedan & Hatchback	h	230 422		⊕			h	230 426		⊕	⊕	802 295
		h	230 421		⊕			h	230 425		⊕		
Cuore													
07/00 - 03/03	MY2001 1.0l 3dr Hatchback	h	280 616		⊕			∅	280 619				
		h	280 615		⊕								
Feroza													
10/88 - 12/92	F300 Series 4WD Wagon (excl. adj. susp.)	∅	170 261					∅	311 524				
Feroza II													
10/92 ->	F310 Series 4WD Wagon (excl. adj. susp.)	∅	170 261					∅	TBA				
MIRA													
07/00 - 03/03	NZ 1.0 3dr Hatchback	h	280 616		⊕			∅	280 619				
		h	280 615		⊕								
Move													
97 - 01/00	L500, 659cc Handivan	h	230 416		⊕			∅	230 419				
	L601, 800cc Wagon	h	230 415		⊕								
Pyzar													
97 - 01/01	G301/303, 1.5/1.6 Wagon	h	230 422		⊕			h	230 426		⊕		
		h	230 421		⊕			h	230 425		⊕		

		 Front					 Rear						
YEAR	VEHICLE DESCRIPTION	Shock Absorber	!	L/R	h	Mounts & Stops	!	Shock Absorber	!	L/R	h	Mounts & Stops	!

DAIHATSU

Rocky

01/84 - 12/93	F70, F75, F80, F85, 4WD Wagon, Soft and Hardtop	∅	311 524					∅	311 524				
11/85 - 06/93	F77 & F87 Ute & Cab Chassis	∅	311 524					∅	310 891				

Sirion

07/98 - 01	M100, 1.0 Hatchback (excl. 1.3GTVi) 130mm Spring Seat	⌚	280 623	⊕				⊙	280 619				
		⌚	280 621	⊕									
01/02 - 12/05	M100, 1.0 Hatchback 100mm Spring Seat	⌚	312 132	⊕				⊙	280 619				
		⌚	312 133	⊕									

Terios

07/97 - 09/00	J100 1.3i 4WD Wagon	⌚	TBA	⊕				⊙	312 758				
		⌚		⊕									
10/00 - 10/05	J102 1.3i 4WD Wagon	⌚	TBA	⊕				⊙	313 789				
		⌚		⊕									

YRV

07/01 ->	M2 1.3L Wagon	⌚	312 132	⊕				⊙	280 619				
		⌚	312 133	⊕									

DAIHATSU CMV

F-Series

08/75 - 78	F10, 4WD, All Ute	⊙	311 519					⊙	311 519				
08/78 - 84	F20, F50, F60, 4WD Ute	⊙	311 519					⊙	311 519				
11/79 - 84	F25, F55, F65, 4WD Ute	⊙	311 519										

DODGE

Caliber

2006 ->	1.8L / 2.0L Petrol & 2.0L Diesel	⌚	312 984	⊕				∅	312 986				
		⌚	312 985	⊕									

Nitro

2007 ->	Cherokee all SUV Wagon	⌚	030 089					⌚	TBA				
---------	------------------------	---	---------	--	--	--	--	---	-----	--	--	--	--

FIAT

124

66 - 74	S, T incl. Spider, Sedan & Coupe		NLA					∅	170 553	Oil			
---------	----------------------------------	--	-----	--	--	--	--	---	---------	-----	--	--	--

125




01/68 - 02/72	1.6 Sedan	∅	170 564	Oil					NLA				
05/70 - 04/73	Special 1.6 Sedan												

126

72 ->	Sedan	∅	311 012	Oil				∅	170 560	Oil			
-------	-------	---	---------	-----	--	--	--	---	---------	-----	--	--	--

127

71 - 84	900, 1050 C, L, CL 3 & 5 dr, Sedan		NLA					⌚	311 692	Oil			
78 - 84	1100, 1300 Sport, Sedan		NLA					⌚	311 692	Oil			

 SACHS		 Front					 Rear				
YEAR	VEHICLE DESCRIPTION	Shock Absorber	!	L/R	Mounts & Stops	!	Shock Absorber	!	L/R	Mounts & Stops	!

FIAT

128

8/70 - 77	1.1, 1.3 Sedan & Coupe	⚡	230 570	Oil			⚡	230 569	Oil		
-----------	------------------------	---	---------	-----	--	--	---	---------	-----	--	--

131

74 - 2/78	Sedan To chassis 4214186	⚡	110 086	▼			⊖	170 553	Oil		
74 - 2/78	S/Wagon To chassis 4214186	⚡	110 086	▼							
03/78 - 02/81	1.6 Mirafiori 56kW / Supermirafiori 71kW Sedan	⚡					⊖	170 553	Oil		
3/81 - 12/83	Sedan (excl. Diesel)	⚡					⊖	170 553	Oil		

500

7/62 - 77	Sedan & Wagon	⊕	311 012	Oil			⊕	170 560	Oil		
2007 ->	Sedan 1.2L, 1.4L Petrol & 1.3Diesel	⚡	313 993	▲	⊕		⊖	313 992	▲		
		⚡	313 994	▲	⊕						

Argenta 2000

03/83 - 09/85	2.0 90kW Sedan	⊖	170 564	Oil			⊖	170 565	▼		
---------------	----------------	---	---------	-----	--	--	---	---------	---	--	--

Croma

85 ->	1600 CHT - Turbo diesel, TD, ID (excl. adj. susp.)	⚡	110 372	▼			⚡	110 477	▼		
-------	---	---	---------	---	--	--	---	---------	---	--	--

Punto

07/06 - 12/08	1.3 T/D, 1.4i, 1.9T/D Hatch	⚡	313 554		⊕		⊖	313 556			
		⚡	313 552		⊕						

Punto (New Zealand Only)

01/94 - 09/99	(176) 1.2 16V, 1.4GT Turbo Hatch & Convertible	⚡	170 909		⚡	900 062	⊖	311 671			
01/94 - 12/08	(176) 1.7D, 1.7TD Hatch & Van	⚡	170 909		⚡	900 062	⊖	310 734			

Regata 85

10/85 - 07/89	Super 1.5, 100 Super 1.6 Sedan	⚡	110 469	▼							
---------------	--------------------------------	---	---------	---	--	--	--	--	--	--	--

Fiat CMV

Ducato

01/02 ->	2.8TD Van/Cab Chassis 1400kg	⚡	280 975				⊖	280 985			
01/02 ->	2.8TD Van/Cab Chassis 1800kg	⚡	280 977				⊖	280 989			

FORD

Capri




89-94	All Convertible	⚡					⚡	030 626		⚡	900 097
-------	-----------------	---	--	--	--	--	---	---------	--	---	---------

Corsair

89 - 92	UA, 2WD, 4WD, Sedan & Hatchback	⚡	170 412		⚡	900 097		NLA		⚡	900 098
		⚡	170 413								

Cougar

09/99 - 12/02	SX, SW 2.5i Coupe	⚡	312 346				⚡	312 345			
---------------	-------------------	---	---------	--	--	--	---	---------	--	--	--

 SACHS		 Front					 Rear				
YEAR	VEHICLE DESCRIPTION	Shock Absorber	!	L/R	Mounts & Stops	!	Shock Absorber	!	L/R	Mounts & Stops	!




FORD

Escape											
03/01 - 01/04	3.0 V6 4x4 Wagon	⌚ 312 587		Ⓢ	Ⓢ	802 914	Ⓢ				
		⌚ 312 588		Ⓢ							
01/04 ->	ZB, ZC, ZD 2.3i & 3.0 V6 4x4 Wagon	⌚ TBA		Ⓢ	Ⓢ	802 914	Ⓢ				
		⌚ TBA		Ⓢ							

Explorer											
96 - 09/01	Wagon Exc. Adj. susp.	⌚ 030 788									
10/01 - 05	UT, UX, UZ Wagon 4.0i, 4.6i (standard susp.)	Ⓢ 030 320									

Fairlane											
67 - 02/82	ZA, ZB, ZC, ZD, ZE, ZF, ZG, ZH, ZJ Sedan	⌚ 311 521									
03/82 - 05/88	ZK, ZL Sedan	⌚ 311 521								10	
06/88 - 03/95	NA, NAI, NC, NCII Sedan (incl. self-levelling susp.)	⌚ 311 529									
03/95 - 02/99	NF, NFII, NL Sedan (incl. self-levelling susp.)	⌚ 311 529								10,11	
02/99 - 05/03	AU, AUII, AUIII, incl. Ghia (with I.R.S.) Sedan	⌚ 314 726									
09/02 - 12/07	BA, BA MkII BF MKI - FAIRLANE & GHIA (incl. V8) Sedan	⌚ 313 646									
8/07 ->	BF II 6 & 8 cyl. Sedan	⌚ 313 647									

Falcon / Fairmont with standard suspension (Please also refer listing under Falcon Ute)											
60 - 66	XK, XL, XM, XP Sedan & Wagon	⌚ 311 521									
66 - 02/82	XR, XT, XW, XY, XA, XB, XC, XD Sedan & Wagon	⌚ 311 521									
03/82 - 02/88	XE, XF Sedan	⌚ 311 521								10	
03/82 - 02/88	XE, XF Wagon	⌚ 311 521									
03/88 - 08/94	EA, EB, ED Sedan (excl. self-levelling susp.)	⌚ 311 529								10	
03/88 - 08/94	EA, EB, ED Wagon (excl. self-levelling susp.)	⌚ 311 529									
03/88 - 08/94	EA, EB, ED Sedan (incl. self-levelling susp.)	⌚ 311 529									
08/94 - 08/98	EF, EFII, EL Sedan (excl. Fairmont Ghia)	⌚ 311 529								10	
08/94 - 08/98	EF, EFII, EL Sedan Fairmont Ghia (incl. self-levelling susp.)	⌚ 311 529									
08/94 - 08/98	EF, EFII, EL Wagon	⌚ 311 529									
09/98 - 09/02	AU, AUII, AUIII, incl. Ghia (with I.R.S.) Sedan	⌚ 314 726									
09/98 - 09/02	AU, AUII, AUIII (incl. rear beam axle) Sedan	⌚ 314 726								10	
09/98 - 10/01	AU, AUII Wagon	⌚ 314 726									
09/02 - 10/05	BA XT, FUTURA, FAIRMONT & GHIA (excl. XR6 & XR8) Sedan	⌚ 313 646									
09/02 - 10/05	BA XR6 & XR8 Sedan	⌚ 313 646									
09/02 - 10/05	BA XT & FUTURA Wagon	⌚ 313 646									
10/05 - 08/07	BF MKI - XT, FUTURA, FAIRMONT & GHIA (excl. XR6 & XR8) Sedan	⌚ 313 646									
10/05 - 08/07	BF MK I - XR6 & XR8 Sedan	⌚ 313 646									
10/05 - 08/07	BF MK I - XT & FUTURA Wagon	⌚ 313 646									




 SACHS		 Front					 Rear						
YEAR	VEHICLE DESCRIPTION	Shock Absorber	!	L/R	h	Mounts & Stops	!	Shock Absorber	!	L/R	h	Mounts & Stops	!

FORD

Falcon / Fairmont with standard suspension (Please also refer listing under Falcon Ute) - continued													
09/07 - 04/08	BF MKII - XT, FUTURA, FAIRMONT & GHIA (excl. XR6 & XR8) Sedan (raised spring plate)	h						o					
		313 647						313 642					
09/07 - 04/08	BF MK II - XR6 & XR8 Sedan (raised spring plate)	h						o					
		313 647						313 642					
09/07 - 04/08	BF MK II - XT & FUTURA Wagon (raised spring plate)	h						o					
		313 647						313 644					
05/10 ->	BF MK III - XT Station wagon	h						o					
		TBA						313 644					
02/08 ->	FG - XT, G6E, G6 Turbo (incl. XR6 & XR8) Sedan	h						o					
		314 160						314 314					

Falcon / Fairmont with Lowered suspension (Please also refer listing under Falcon Ute)													
66 - 02/82	XR, XT, XW, XY, XA, XB, XC, XD Sedan & Wagon	1/x						1/T					
		311 521						311 527					
03/82 - 02/88	XE, XF Sedan	1/x						1/e		10			
		311 521						311 517		12			
								314 731					
													(Body shortened by 25mm)
03/82 - 02/88	XE, XF Wagon	1/x						1/T					
		311 521						311 527					
03/88 - 08/94	EA, EB, ED Sedan	h						1/e		12			
		314 730						314 731					
													(Body shortened by 25mm)
03/88 - 08/94	EA, EB, ED Wagon	h						1/T					
		314 730						311 527					
													(Body shortened by 25mm)
08/94 - 08/98	EF, EFII, EL Sedan	h						1/e		12			
		314 730						314 731					
													(Body shortened by 25mm)
08/94 - 08/98	EF, EFII, EL Wagon	h						1/T					
		314 730						311 527					
													(Body shortened by 25mm)
09/98 - 10/02	AU, AUII, AUIII (with rear beam axle) Sedan	h						1/e		12			
		314 726						314 731					
													(Body shortened by 25mm)
09/02 - 10/05	BA XT, FUTURA, FAIRMONT & GHIA (excl. XR6 & XR8) Sedan	h											
		313 646						TBA					
09/02 - 10/05	BA XT & FUTURA Wagon												
		TBA						TBA					
10/05 - 7/07	BF, BFII XT FUTURA, FAIRMONT	h											
		313 646						TBA					

Falcon / Tickford (Please also refer listing under Falcon Ute)													
07/91 - 08/93	EB S XR8 Sedan	h						1/e		12			
		314 730						314 731					
10/92 - 08/93	EB S XR6 Sedan												(Body shortened by 25mm)
08/93 - 08/94	ED XR8 Sedan	h						1/e		12			
		314 730						314 731					
08/93 - 08/94	ED XR6 Sedan												(Body shortened by 25mm)
09/93 - 08/94	ED XR8 Sprint Sedan												
08/94 - 09/96	EF XR6 Sedan	h						1/e		12			
		314 730						314 731					
08/94 - 09/96	EF XR8 Sedan												(Body shortened by 25mm)
08/94 - 10/95	EF XR6 Wagon	h						1/T					
		314 730						311 527					
													(Body shortened by 25mm)
09/96 - 08/98	EL XR6 Sedan	h						1/e		12			
		314 730						314 731					
09/96 - 08/98	EL XR8 Sedan												(Body shortened by 25mm)
09/98 - 10/01	AU, AUII XR6 (with rear beam axle) Sedan	h						1/e		12			
		314 726						314 731					
													(Body shortened by 25mm)

		 Front						 Rear					
YEAR	VEHICLE DESCRIPTION	Shock Absorber	!	L/R	h	Mounts & Stops	!	Shock Absorber	!	L/R	h	Mounts & Stops	!

FORD




Falcon / Tickford (Please also refer listing under Falcon Ute) - continued													
09/02 - 10/05	BA XT, FUTURA, FAIRMONT & GHIA (excl. XR6 & XR8) Sedan	TBA						TBA					
09/02 - 10/05	BA XT & FUTURA Wagon	TBA						TBA					
10/05 - 7/07	BF, BFII XT FUTURA, FAIRMONT	TBA						TBA					

Festiva													
91 - 94	WA 3 & 5 dr Hatchback	⌚ 290 508		⊕		⌚ 900 097		⊖		⊖		⊖ 200 970	
		⌚ 290 507		⊕									
04/94 - 12/97	WB, WD (excl. ABS) Hatchback	⌚ 280 698		⊕				⊖		⊖		⊖ 311 785	
01/98 - 12/00	WF Hatchback	⌚ 280 697		⊕									

Fiesta													
04/04 - 12/06	WP / WQ - 1.6i Hatchback (incl. Zetec & Ghia)	⌚ 312 867	59	⊕		⌚ 900 144		⊖		⊖		⊖ 311 898	
		⌚ 312 868	59	⊕	⊖	⊖ 802 472							
04/04 - 12/06	WP / WQ - 1.6i Hatchback (incl. Zetec & Ghia)	⌚ 311 694		⊕		⌚ 900 144		⊖		⊖		⊖ 311 898	⌚ 900 064
		⌚ 311 695		⊕	⊖	⊖ 802 472							
01/07 - 12/08	WQ, 2.0L Hatch (excl. XR4)	⌚ 311 694		⊕		⌚ 900 144		⊖		⊖		⊖ 311 898	⌚ 900 064
		⌚ 311 695		⊕	⊖	⊖ 802 472							
01/07 - 12/08	WQ, XR4 2.0L Hatch	⌚ TBA						⊖		⊖		TBA	
		⌚											
01/09 ->	WS 1.6 TD	⌚ 280 040		⊕		⌚ 900 111		⌚		⌚		⌚ 280 345	⌚ 900 110
		⌚ 280 041		⊕									
09/11 ->	WS CL, LX, 1.4 1.6L 3 & 5 dr Hatch Zetec (excl. XR4)	TBA						⌚ 900 231		⊖		⊖ 311 898	⌚ 900 064
2011 ->	WT 1.6L	TBA						TBA					

Focus													
09/02 - 05/05	LR 1.8, 2.0, 16V Sedan & Hatchback (excl. ST170)	⌚ 230 711		⊕		⌚ 900 068		⊖		⊖		⊖ 230 714	⌚ 900 109
		⌚ 230 712		⊕	⊖	⊖ 802 289							
06/05 ->	LS,LT 2.0, LT 2.0, 2.5 Hatchback & Sedan (excl. Convertible) (incl. Sports susp.)	⌚ 313 289		⊕		⌚ 900 157		⊖		⊖		⊖ 313 293	⌚ 900 201
		⌚ 313 285		⊕	⊖	⊖ 802 460							⊖ 802 341
04/09 ->	LV,CL,LX, Zetec & Ghia Sedan & Hatch	⌚ 313 289		⊕		⌚ 900 157		⊖		⊖		⊖ 313 293	⌚ 900 201
		⌚ 313 285		⊕	⊖	⊖ 802 460							⊖ 802 341

KA													
7/97 - 9/98	RB 1.0i, 1.3i, Hatchback New Zealand only	⌚ 290 721				⌚ 900 072		⌚		⌚		⌚ 290 724	⊖ 802 060
						⊖ 802 058							
						⊖ 802 258							
						⊖ 801 006							
10/98 - 3/00	RB 1.0i, 1.3i, Hatchback	⌚ 290 721				⌚ 900 072		⊖		⊖		⊖ 290 727	⊖ 802 060
						⊖ 802 058							
						⊖ 802 258							
						⊖ 801 006							
03/00 - 10/02	RB 1.0i, 1.3i, Hatchback	⌚ 290 721				⌚ 900 072		⊖		⊖		⊖ 313 916	⊖ 802 060
						⊖ 802 058				⊖		⊖ 314 633	⊖ 802 060
						⊖ 802 258				⊖			
						⊖ 801 006				⊖			

 SACHS		 Front					 Rear				
YEAR	VEHICLE DESCRIPTION	Shock Absorber	!	L/R	Mounts & Stops	!	Shock Absorber	!	L/R	Mounts & Stops	!

FORD

Laser											
03/81 - 12/85	KA, KB Hatchback	⌚ 110 194		⊕	⌚ 900 111		⌚ 280 042		⊕	⌚ 900 111	
		⌚ 110 195		⊕			⌚ 280 043		⊕		
10/85 - 04/90	KC, KE Sedan & Hatchback	⌚ 280 040		⊕	⌚ 900 111		⌚ 280 345			⌚ 900 111	
		⌚ 280 041		⊕							
03/90 - 09/94	KF, KH Sedan & Hatchback (excl. adj. susp. and 4x4)	⌚ 280 487		⊕	⌚ 900 095		⌚ 280 485			⌚ 900 095	
		⌚ 280 487		⊕							
10/94 - 01/99	KJ, KJII, KJIII Sedan & Hatchback (incl. Liata, excl. adj. susp. and 4x4)	⌚ 312 675		⊕			⌚ 312 677		⊕		
		⌚ 312 676		⊕			⌚ 312 678		⊕		




Laser											
02/99 - 04/01	KN Sedan & Hatchback. <small>(Sway bar mount is 105 mm from the base of spring seat)</small>	⌚ 313 401		⊕			⌚ 313 626		⊕		
		⌚ 313 402		⊕			⌚ 313 627		⊕		
02/99 - 04/01	KN Sedan & Hatchback. <small>(Sway bar mount is 34 mm from the base of spring seat)</small>	⌚ 313 588		⊕			⌚ 313 626		⊕		
		⌚ 313 589		⊕			⌚ 313 627		⊕		
04/01 - 09/02	KQ 1.6i, 1.8i, 2.0i Sedan & Hatchback incl. SR2	⌚ 313 588		⊕			⌚ 313 626		⊕		
		⌚ 313 589		⊕			⌚ 313 627		⊕		

LTD											
06/79 - 02/82	FC Sedan	$\frac{1}{x}$	311 521				$\frac{1}{y}$	311 527			
03/82 - 05/88	FD, FE Sedan	$\frac{1}{x}$	311 521				$\frac{1}{y}$	311 517	10		
06/88 - 03/95	DA, DAI, DC, DCII Sedan (incl. self-levelling susp.)	⌚	311 529								
03/95 - 09/96	DF, DFII Sedan (incl. self-levelling susp.)	⌚	311 529								
09/96 - 06/99	DL Sedan (incl. self-levelling susp.)	⌚	311 529								
02/99 - 06/00	AU 6 & 8 cylinder (w/- I.R.S.), Sedan	⌚	314 726				⌚	311 530			
06/00 - 05/03	AU II 6 & 8 cylinder (w/- I.R.S.), Sedan	⌚	314 726				⌚	311 530			
07/03 - 09/05	BA V8 Sedan	⌚	313 646				⌚	313 642			
10/05 - 07/07	BF MK1 V8	⌚	313 646				⌚	313 642			
08/07 - 12/07	BF MK2 V8	⌚	313 647				⌚	313 642			

Maverick											
01/88 - 09/93	LWB & SWB, 4WD Wagon	$\frac{1}{y}$	290 166				⊕	290 168			
		$\frac{1}{y}$	313 136	HD			⊕	313 135	HD		

Meteor											
04/82 - 09/85	GA, GB Sedan & Wagon	⌚ 110 194	▼	⊕	⌚ 900 111		⌚ 280 042		⊕	⌚ 900 111	
		⌚ 110 195	▼	⊕			⌚ 280 043		⊕		
10/85 - 89	GC, GE Sedan (excl. adj. susp.)	⌚ 280 040		⊕	⌚ 900 111		⌚ 280 345			⌚ 900 111	
		⌚ 280 041		⊕							
10/85 - 89	GC, GE Wagon (excl. adj. susp.)	⌚ 280 040		⊕	⌚ 900 111		⌚ 280 345			⌚ 900 111	
		⌚ 280 041		⊕							

Mondeo											
10/94 - 10/96	HA, HB Sedan & Hatchback	⌚	312 291				⌚	312 307			
07/93 - 10/96	HA, HB Wagon	⌚	312 291				⊕	124 825			
10/96 - 12/98	HC Sedan & Hatchback (excl. Sport)	⌚	312 333				⌚	312 342			
08/96 - 11/00	Clipper, Wagon	⌚	312 333				⊕	124 825			
12/98 - 01/00	HD Sedan & Hatchback (excl. Sport)	⌚	312 333				⌚	312 342			

 SACHS		 Front					 Rear				
YEAR	VEHICLE DESCRIPTION	Shock Absorber	!	L/R	Mounts & Stops	!	Shock Absorber	!	L/R	Mounts & Stops	!

FORD
Mondeo - continued

02/00 - 04/01	HE, 2.0i & 2.5V6, Sedan & Hatchback (excl. Sport)	☞ 312 333					☞ 312 342				
10/07 - 06/09	MA 2.3, 2.5T & 2.0L Sedan/Hatch	☞ 313 751			☞ 900 207		⊥ 313 755			☞ 900 209	
		☞ 313 750					313 756	SP	☉ 802 416		
07/09 ->	MB 2.3, 2.5T & 2.0L Sedan/Hatch	TBA					⊥ 313 755			☞ 900 209	
							313 756	SP	☉ 802 416		

Mustang

74 - 78	Coupe / Convertible	⊥ 314 256					⊥ 030 864				
---------	---------------------	-----------	--	--	--	--	-----------	--	--	--	--

Probe

93 - 07/98	ST, SU, SV Coupe	☞ 280 955		☞	☞ 900 095		☞ 280 956			☞ 900 095	
		☞ 280 954		☞							

Telstar

05/83 - 11/87	AR, AS Sedan & Hatchback (excl. adj. susp.)	☞ 290 657		☞	☞ 900 095		☞ 290 661			☞ 900 095	
		☞ 290 658		☞							
10/87 - 12/91	AT, AV Sedan & Hatchback (excl. adj. susp.)	☞ 290 533	▼	☞	☞ 900 098		☞ 290 537	▼		☞ 900 095	
		☞ 290 534	▼	☞							
01/92 - 07/96	AX, AY Sedan & Hatchback (excl. 4WS)	☞ 280 955		☞	☞ 900 095		☞ 280 956	24		☞ 900 095	
		☞ 280 954		☞							

Territory

04/04 - 08/07	SX, SY 4.0i TX, TS GHIA RWD Wagon	☞ 313 651		☞			☉ 313 645				
		☞ 313 650		☞							
04/04 - 08/07	SX, SY 4.0i TX, TS GHIA AWD Wagon	☞ 313 649		☞			☉ 313 645				
		☞ 313 648		☞							
09/07 - 5/11	SY 4.0i TX, TS GHIA RWD Wagon (Raised spring plate)	☞ 313 655		☞			☉ 313 645				
		☞ 313 654		☞							
09/07 - 5/11	SY 4.0i TX, TS GHIA AWD Wagon (Raised spring plate)	☞ 313 653		☞			☉ 313 645				
		☞ 313 652		☞							
5/11 ->	SZ 4.0i TX, TS GHIA AWD Wagon	TBA					TBA				

Taurus




96 - 98	Sedan	☞ 030 670					☞ 030 671				
---------	-------	-----------	--	--	--	--	-----------	--	--	--	--

FORD CMV
Bronco

80 - 91	4WD all (Std suspension)	⊥ 030 208									
---------	--------------------------	-----------	--	--	--	--	--	--	--	--	--

Courier

11/78 - 12/85	All Ute	⊥ 311 506					⊥ 311 527				
06/85 - 02/99	PC, PD Ute	⊥ 230 515					☉ 311 518				
		⊥ 313 140	HD								
87 - 02/99	PC, PD 4WD Ute	⊥ 312 842					☉ 312 841				
		⊥ 314 061	HD								
03/99 - 11/02	PE, PG 2WD Ute	⊥ 230 515					☉ 311 518				
		⊥ 313 140	HD								
03/99 - 12/04	PE, PG 2.6i, 2.5TD 4WD Ute all models	⊥ 312 842					☉ 312 841				
		⊥ 314 061	HD								

		 Front					 Rear						
YEAR	VEHICLE DESCRIPTION	Shock Absorber	!	L/R	h	Mounts & Stops	!	Shock Absorber	!	L/R	h	Mounts & Stops	!

FORD CMV

Courier - continued

01/05 ->	PH 2.5TD, 2.6i, 2WD Ute	∅	230 515					∅	311 518				
		∅	313 140	HD									
01/05 ->	PH 2.5TD, 2.6i, 4.0 V6 4WD Ute	∅	312 842					∅	312 841				
		∅	314 061										

Econovan

06/79 - 04/84	Van (to chass. SGMA, B, W-015027)	∅	311 506					∅	311 519				
07/81 - 04/84	Van (from chass. SGMA, B, W-015027 on)	∅	311 506					∅	311 518				
84 - 90	1800, 2000, 2200 Van (Dual rear wheels)	∅	310 038					∅	311 519				
84 - 95	1400, 1800, 2000, 2200 (Single rear wheels) 1400 (Dual rear wheels)	∅	310 038					∅	311 518				
90 - 95	4X4 Van							∅	311 518				
02/97 - 10/99	JG 2.0L Van	∅	310 038					∅	311 518				
01/00 - 07/06	JH 1.8/2.0L Van		TBA						TBA				

Falcon Ute




61 - 66	XK, XL, XM, XP Ute & Van	∅	311 521						NLA				
66 - 7/79	XR, XT, XW, XY, XA, XB, XC Ute & Van	∅	311 521					∅	311 527				
08/79 - 03/96	XD, XE, XF, XG Ute & Van	∅	311 521					∅	311 527				
04/96 - 06/99	XH, XHII Ute & Van	∅	311 529					∅	311 527				
07/99 - 10/02	AU, AUII, All V6 & V8 Ute	∅	314 726					∅	313 643				
07/99 - 10/02	AU, AUII, XR6 & XR8 Ute	∅	314 726					∅	313 643				
10/02 - 09/05	BA XL, XLS Ute & Cab Chassis	∅	313 646					∅	313 643				
10/02 - 09/05	BA XR6 & XR8 Ute	∅	313 646					∅	313 643				
09/03 - 09/05	BA (RTV) Ute & Cab Chassis (with raised suspension)		TBA						TBA				
10/05 - 09/06	BF MK I - XL, XLS Ute & Cab Chassis	∅	313 646					∅	313 643				
10/05 - 09/06	BF MK I - XR6 & XR8 Ute	∅	313 646					∅	313 643				
10/05 - 09/06	BF MK I (RTV) Ute & Cab Chassis (with raised suspension)		TBA						TBA				
02/08 ->	FG - XR6 & XR8 & XR6 Turbo Ute	∅	314 159					∅	314 317				
								∅	314 316				
02/08 ->	FG - R6 Ute	∅	314 159					∅	314 315				

Falcon Ute with lowered suspension

04/96 - 06/99	XH, XHII Ute & Van	∅	314 730	12				∅	311 527				
			(Body shortened by 25mm)										
10/00 ->	AU, AUII, AUIII (with rear beam axle) Sedan	∅	314 726					∅	314 731	12			
									(Body shortened by 25mm)				

F-Series 2WD

80 - 85	2WD F-100, F150 Truck	∅	030 208					∅	030 252				
80 - 97	2WD F-150, F-250 Truck	∅	030 208					∅	030 206				
80 - 97	2WD F-350 (Dual rear wheels) Truck	∅	030 208					∅	030 252				
80 - 97	2WD F-350 (excl. dual rear wheels) Truck	∅	030 208					∅	030 206				
97 ->	2WD F-150, F-250 (excl. Super Duty) Truck	∅	030 793					∅	310 235				
00 - 02	2WD F-250, F350 Super Duty Truck	∅	030 775					∅	030 861				
2006 ->	2WD F-250, F350 Super Duty Truck	∅	030 775					∅	030 878				

		 Front						 Rear					
YEAR	VEHICLE DESCRIPTION	Shock Absorber	!	L/R	h	Mounts & Stops	!	Shock Absorber	!	L/R	h	Mounts & Stops	!

HOLDEN




Astra													
84 - 87	LB, LC, All	110 242	▼	☉		900 003		275 008	▼				
87 - 89	LD, Sedan & Hatchback	290 649	▼	☉		900 003		290 511	▼	☉			
		290 650	▼	☉				290 512	▼	☉			
09/96 - 09/98	TR Sedan & Hatchback (excl. GSi)	115 260				802 039	☉	105 791					
						801 015	☉						
						900 008	☉						
09/96 - 09/98	TR, 2.0 GSi Hatchback	115 260				802 039	☉	105 818					
						801 015	☉						
						900 008	☉						
09/98 - 06/04	TS Hatchback & Sedan	230 574		☉		802 052	☉	230 586					
		230 575		☉		900 041	☉						
12/01 - 07/04	TS, 2.2 L Hatchback & Sedan (excl. 2.0L Turbo & Sport suspension)	230 574		☉		802 052	☉	230 586					
		230 575		☉		900 041	☉						
07/04 ->	AH 1.8i, 1.9TDi, 2.0T Hatch & Coupe incl. sports susp. (excl. SRi & Twintop)	313 480		☉		802 269	☉	313 482					
		313 478		☉		801 036	☉						
						900 008	☉						
10/05 ->	AH 1.8i, Wagon	313 480		☉		802 269	☉	313 484					
		313 478		☉		801 036	☉						
						900 008	☉						

Barina													
83 - 8/86	MB (w/- leaf rear spring), All			☉		900 097		110 846	▼				
				☉									
9/86 - 89	ML (w/- coil spring), All	110 847	▼	☉		900 097		110 849	▼				
		110 848	▼	☉									
02/89 - 05/94	MF, MH Hatchback	230 564		☉		900 097		280 811					
		230 565		☉									
04/94 - 01/01	SB Hatchback (incl. GSi)	110 459				802 072	☉	311 516					
						900 003	☉						
03/01 - 11/05	XC 1.4i Hatchback (excl. SRi)	290 382		☉		802 052	☉	290 396					
		290 384		☉									
03/01 - 11/05	XC 1.8i SRi Hatchback	290 385	SP	☉		802 052	☉	290 397					
		290 386	SP	☉									
11/05 ->	TK 1.6i Hatchback (Korean built)												

Calibra													
90 - 10/97	YE, 2.0 Coupe 2WD & 4WD (excl. adj. suspension)	115 009				900 003		105 804					
						802 238	☉						

Camira													
82 - 88	JB, JD, JE, Sedan					900 003		170 785					
82 - 88	JB, JD, JE, S/Wagon					900 097							




Captiva													
10/06 ->	CG 3.2L & 2.0L Turbo Diesel AWD Wagon (excl. self levelling susp.)	TBA						TBA					
10/06 ->	CG 2.0L TD FWD Wagon (excl. self levelling susp.)	TBA						TBA					

 SACHS		 Front					 Rear						
YEAR	VEHICLE DESCRIPTION	Shock Absorber	!	L/R	h	Mounts & Stops	!	Shock Absorber	!	L/R	h	Mounts & Stops	!

HOLDEN

Commodore with Standard suspension (Please also refer listing under Commodore Ute)														
11/78 - 07/93	VB, VC, VH, VK, VL, VN, VP Sedan (beam rear axle) (excl. Country Pack)	h	311 528			h	900 003					h	311 525	
11/78 - 07/93	VB, VC, VH, VK, VL, VN, VP Wagon (excl. Country Pack)	h	311 528			h	900 003					h	311 526	
03/84 - 07/93	VK, VL, VN, VP Sedan (incl. Country Pack)	h	311 528			h	900 003					h	311 525	
03/84 - 07/93	VK, VL, VN, VP Wagon (incl. Country Pack)	h	311 528			h	900 003					h	311 526	
10/91 - 07/93	VP, Calais Sedan (with I.R.S)	h	311 528			h	900 003					h	311 520	
07/93 - 08/97	VR, VS beam rear axle V6, V8 Sedan (incl. Country Pack)	h	311 533		⊕	⊙	802 034	35	h	⊕	⊙	802 034	35	
		h	311 534		⊕	⊙	801 039	35	h	⊕	⊙	802 234		
							⊙					⊙		
							h	900 003					h	900 003
07/93 - 08/97	VR, VS beam rear axle V6, V8 Wagon (incl. Country Pack)	h	311 533		⊕	⊙	802 034	35	h	⊕	⊙	802 034	35	
		h	311 534		⊕	⊙	801 039	35	h	⊕	⊙	802 234		
							⊙					⊙		
							h	900 003					h	900 003
07/93 - 08/97	VR, VS, Calais, Acclaim & Series II V6, V8 Sedan (incl. I.R.S)	h	311 533		⊕	⊙	802 034	35	h	⊕	⊙	802 034	35	
		h	311 534		⊕	⊙	801 039	35	h	⊕	⊙	802 234		
							⊙					⊙		
							h	900 003					h	900 003
09/97 - 07/04	VT, VX, VXII, VY, VYII, All V6, V8 Sedan (incl. Country Pack)	h	311 533		⊕	⊙	802 034	35	h	⊕	⊙	802 034	35	
		h	311 534		⊕	⊙	801 039	35	h	⊕	⊙	802 234		
							⊙					⊙		
							h	900 003					h	900 003
09/97 - 07/04	VT, VX, VXII, VY, VYII, All V6, V8 Wagon (incl. Country Pack)	h	311 533		⊕	⊙	802 034	35	h	⊕	⊙	802 034	35	
		h	311 534		⊕	⊙	801 039	35	h	⊕	⊙	802 234		
							⊙					⊙		
							h	900 003					h	900 003
08/04 - 07/06	VZ V6, V8 Sedan (incl. Country Pack)	h	313 435	52	⊕	⊙	802 034	35	h	⊕	⊙	802 034	35	
		h	313 436	52	⊕	⊙	801 039	35	h	⊕	⊙	802 234		
							⊙					⊙		
							h	900 003					h	900 003
08/04 - 07/06	VZ V6, V8 Wagon (incl. Country Pack)	h	313 435	52	⊕	⊙	802 034	35	h	⊕	⊙	802 034	35	
		h	313 436	52	⊕	⊙	801 039	35	h	⊕	⊙	802 234		
							⊙					⊙		
							h	900 003					h	900 003
08/06 ->	VE V6, V8 Sedan (Excl. Country Pack)	h	313 439	52	⊕	⊙	802 034	35	h	⊕	⊙	802 034	35	
		h	313 440	52	⊕	⊙	801 039	35	h	⊕	⊙	802 234		
							⊙					⊙		
							h	900 003					h	900 003
08/06 ->	VE V6, V8 Wagon (Excl. Country Pack)	h	313 439	52	⊕	⊙	802 034	35	h	⊕	⊙	802 034	35	
		h	313 440	52	⊕	⊙	801 039	35	h	⊕	⊙	802 234		
							⊙					⊙		
							h	900 003					h	900 003

Commodore with Lowered suspension (Please also refer listing under Commodore Ute)													
11/78 - 07/93	VB, VC, VH, VK, VL, VN, VP Sedans (beam rear axle)	h	311 528			h	900 003					h	170 785
11/78 - 07/93	VB, VC, VH, VK, VL, VN, VP Wagon	h	311 528			h	900 003					h	311 524

		 Front						 Rear					
YEAR	VEHICLE DESCRIPTION	Shock Absorber	!	L/R	h	Mounts & Stops	!	Shock Absorber	!	L/R	h	Mounts & Stops	!

HOLDEN

Commodore with Lowered suspension (Please also refer listing under Commodore Ute) - continued




10/91 - 07/93	VP, Calais Sedan (with I.R.S)	⌋ 311 528				≡ 900 003		⌋ 314 729	12				
													(Body shortened by 25mm)
07/93 - 08/97	VR, VS V6 & V8 Sedan (with beam rear axle)	⌋ 314 727 12	⊕			⊙ 802 034 35		⌋ 170 785					
		(Body shortened by 25mm)				⊙ 801 039 35							
		⌋ 314 728 12	⊕			⊙ 802 234							
		(Body shortened by 25mm)				≡ 900 003							
07/93 - 08/97	VR, VS V6 & V8 Sedan (with I.R.S)	⌋ 314 727 12	⊕			⊙ 802 034 35		⌋ 314 729	12				
		(Body shortened by 25mm)				⊙ 801 039 35							(Body shortened by 25mm)
		⌋ 314 728 12	⊕			⊙ 802 234							
		(Body shortened by 25mm)				≡ 900 003							
07/93 - 08/97	VR, VS, V6 & V8 Wagon	⌋ 314 727 12	⊕			⊙ 802 034 35		⌋ 311 524					
		(Body shortened by 25mm)				⊙ 801 039 35							
		⌋ 314 728 12	⊕			⊙ 802 234							
		(Body shortened by 25mm)				≡ 900 003							
09/97 - 07/04	VT, VX, VXII, VY, VYII, All V6 & V8 Sedan	⌋ 314 727 12	⊕			⊙ 802 034 35		⌋ 314 729	12				
		(Body shortened by 25mm)				⊙ 801 039 35							(Body shortened by 25mm)
		⌋ 314 728 12	⊕			⊙ 802 234							
		(Body shortened by 25mm)				≡ 900 003							
09/97 - 07/04	VT, VX, VXII, VY, VYII, All V6 & V8 Wagon	⌋ 314 727 12	⊕			⊙ 802 034 35		⌋ 313 409					
		(Body shortened by 25mm)				⊙ 801 039 35							
		⌋ 314 728 12	⊕			⊙ 802 234							
		(Body shortened by 25mm)				≡ 900 003							
08/04 - 07/06	VZ V6, V8 Sedan	⌋ 313 437	⊕			⊙ 802 034 35		⌋ 314 729					
		⌋ 313 438	⊕			⊙ 801 039 35							
						⊙ 802 234							
						≡ 900 003							
08/04 - 07/06	VZ V6, V8 Wagon	⌋ 313 437	⊕			⊙ 802 034 35		⌋ 313 409	55				
		⌋ 313 438	⊕			⊙ 801 039 35							
						⊙ 802 234							
						≡ 900 003							
08/06 ->	VE V6, V8 Sedan (excl. Country Pack)	⌋ 313 441 52	⊕			⊙ 802 034 35		⌋ 313 444	55				
		⌋ 313 442 52	⊕			⊙ 801 039 35							
						⊙ 802 234							
						≡ 900 003							
08/06 ->	VE V6, V8 Wagon (excl. Country Pack)	⌋ 313 441 52	⊕			⊙ 802 034 35		⌋ 313 443	55				
		⌋ 313 442 52	⊕			⊙ 801 039 35							
						⊙ 802 234							
						≡ 900 003							

Cruze

08/02 - 06/06	1.5i AWD Hatchback	⌋ 311 916 Oil	⊕					⊙ 312 944					
		⌋ 311 917 Oil	⊕										
06/09 ->	1.8i, 2.0DFTi Sedan	TBA						TBA					

Frontera

10/95 - 02/99	MB 2 & 4 dr, 4WD, Wagon	⌋ 313 140						⊙ 280 327					
02/99 - 01/04	UES,S,SE 2 & 4 dr, 4WD, Wagon	⌋ 313 140											

 SACHS		 Front					 Rear								
YEAR	VEHICLE DESCRIPTION	h	Shock Absorber	!	L/R	h	Mounts & Stops	!	h	Shock Absorber	!	L/R	h	Mounts & Stops	!

HOLDEN

Gemini															
75 - 05/85	TX, TC, TD, TE, TF, TG Sedan	⊥	311 362	Oil					⊥	311 525					
75 - 05/85	TX, TC, TD, TE, TF, TG Wagon & Van	⊥	311 362	Oil					⊥	311 524					

Holden															
55 - 59	FJ, FE, FC All								⊥	311 524					
60 - 67	FB, EK, EJ, EH, HD, HR All	⊥	311 506						⊥	311 524					
67 - 70	HK, HT, HG All (excl. Monaro GTS 327 & 350)	⊥	311 506						⊥	311 524					
71 - 78	HQ, HJ, HX Sedan & S/Wagon Standard susp. (excl. GTS & Monaro)	⊥	311 506						⊥	311 524					
71 - 80	HQ, HJ, HX, HZ GTS, Sedan & S/Wagon Monaro & vehicles with lowered susp.	⊥	311 506						⊥	311 524					
78 - 80	HZ, Sedan & S/Wagon	⊥	311 506						⊥	311 524					
60 - 70	FB, EK, EJ, EH, HD, HR, HK, HG, HT, Ute & Van	⊥	311 506						⊥	311 524					
71 - 88	HQ, HJ, HX, HZ, WB (incl. Cab/Chassis), Ute & Van	⊥	311 506												




Jackaroo															
82 - 10/86	UBS, 4WD, Wagon	⊥	290 114	Oil					⊙	311 522					
11/86 - 03/92	UBS, 4WD, Wagon	⊥	290 114	Oil					⊥	311 523			⊥	313 145	
04/92 - 01/98	UBS 2 & 4 dr, 4WD, Wagon	⊥	313 140						⊙	280 327					
02/98 - 01/04	UBS 2 & 4 dr, 4WD, Wagon	⊥	313 140						⊙	280 327					

Monaro															
06/68 - 06/71	HK, HT, HG 327 & 350 Coupe	⊥	311 506						⊥	311 524					
71 - 80	HQ, HJ, HX, HZ ALL Sedan & Coupe	⊥	311 506						⊥	311 524					
12/01 - 08/04	V2 I, V2 II, V2 III V6 & V8 Coupe (Body shortened by 25mm)	⊥	314 727	12	⊙	⊙	802 034	35	⊥	314 729	12				
			⊥	314 728	12	⊙	⊙	801 039	35						
							⊙	802 234							
							⊥	900 003							
09/04 - 12/05	5.7i V8 VZ Coupe	⊥	313 437		⊙	⊙	802 034	35	⊥	314 729	12				
			⊥	313 438		⊙	⊙	801 039	35						
							⊙	802 234							
							⊥	900 003							

Monteery															
95 - 96	UBS 4WD Wagon	⊥	313 140						⊙	280 327					

Nova															
08/89 - 10/94	LE, LF Sedan & Hatchback	⊥	290 082		⊙	⊥	900 097		⊥	290 070		⊙			
			⊥	290 083		⊙			⊥	290 071		⊙			
10/94 - 08/96	LG 1.6L, 1.8L Sedan & Hatchback	⊥	290 074		⊙	⊥	900 097		⊥	290 078		⊙			
			⊥	290 075		⊙			⊥	290 079		⊙			

Piazza															
81 - 91	JR130 (excl. Lotus susp.) All	⊥	311 362	Oil					⊥	311 524					




 SACHS		 Front						 Rear					
YEAR	VEHICLE DESCRIPTION	Shock Absorber	!	L/R	h	Mounts & Stops	!	Shock Absorber	!	L/R	h	Mounts & Stops	!

HOLDEN

Statesman with standard suspension													
71 - 07/85	HQ, HJ, HX, HZ, WB All	⊥						⊥					
		311 506						311 524					
03/90 - 02/94	VQ, VQII Sedan	h				900 003		⊥					
		311 528						311 520					
03/94 - 06/99	VR, VS (V6 & V8) (excl. self levelling susp.)	h		⊕	⊗	802 034 35		⊥					
		311 533		⊕	⊗	801 039 35		311 520					
		311 534		⊕	⊗	802 234							
						900 003							
06/99 - 07/04	WH, WHII, WK Statesman, Caprice V6, V8 (excl. self levelling susp.)	h		⊕	⊗	802 034 35		⊥					
		311 533		⊕	⊗	801 039 35		311 520					
		311 534		⊕	⊗	802 234							
						900 003							
08/04 - 08/06	WL Statesman, Caprice V6, V8 (excl. self levelling susp.)	h		⊕	⊗	802 034 35		⊥					
		313 435		⊕	⊗	801 039 35		311 520					
		313 436		⊕	⊗	802 234							
						900 003							
09/06 ->	WM Statesman, Caprice V6, V8	h		⊕	⊗	802 034 35		⊥					
		313 439		⊕	⊗	801 039 35		313 443					
		313 440		⊕	⊗	802 234							
						900 003							

Statesman with lowered suspension													
71 - 07/85	HQ, HJ, HX, HZ, WB All	⊥						⊥					
		311 506						311 524					
03/90 - 02/94	VQ, VQII (excl. self levelling susp.)	h				900 003		⊥					
		311 528						314 729 12					
								(Body shortened by 25mm)					
03/94 - 06/99	VR, VS (V6 & V8) (excl. self levelling susp.)	h		⊕	⊗	802 034 35		⊥					
		314 727 12		⊕	⊗	801 039 35		314 729 12					
		(Body shortened by 25mm)						(Body shortened by 25mm)					
		314 728 12		⊕	⊗	802 234							
		(Body shortened by 25mm)				900 003							
06/99 - 04/03	WH, WHII, WK Statesman, Caprice V6, V8 (excl. self levelling susp.)	h		⊕	⊗	802 034 35		⊥					
		314 727 12		⊕	⊗	801 039 35		314 729 12					
		(Body shortened by 25mm)						(Body shortened by 25mm)					
		314 728 12		⊕	⊗	802 234							
		(Body shortened by 25mm)				900 003							
08/04 - 08/06	WL Statesman, Caprice V6, V8 (excl. self levelling susp.)	h		⊕	⊗	802 034 35		⊥					
		313 437 52		⊕	⊗	801 039 35		314 729 12					
		313 438 52		⊕	⊗	802 234		(Body shortened by 25mm)					
						900 003							
09/06 ->	WM Statesman, Caprice V6, V8	h		⊕	⊗	802 034 35		⊥					
		313 441 52		⊕	⊗	801 039 35		313 444 55					
		313 442 52		⊕	⊗	802 234							
						900 003							

Torana													
67 - 69	HB, 4 cyl Sedan							⊥					
								311 524					
69 - 74	LC, LJ GTR & GTR XUI 2 & 4 dr							⊥					
								311 524					
69 - 74	LC, LJ, 6cyl (excl. GTR XUI) Sedan							⊥					
								311 524					
69 - 74	LC, LJ, TA, 4cyl Sedan							⊥					
								311 524					
74 - 79	LH, LX, UC SL/R & SL/R 5000 Sedan & Hatchback	⊥						⊥					
		311 506						311 524					
74 - 79	LH, LX, UC (excl. SL/R & SL/R 5000) Sedan & Hatchback	⊥						⊥					
		311 506						290 095					

		 Front						 Rear					
YEAR	VEHICLE DESCRIPTION	Shock Absorber	!	L/R	h	Mounts & Stops	!	Shock Absorber	!	L/R	h	Mounts & Stops	!

HOLDEN

Vectra													
06/97 - 03/03	2.2L JR, JS, JSII Sedan, Hatchback, Wagon	Shock Absorber	!	L/R	h	Mounts & Stops	!	Shock Absorber	!	L/R	h	Mounts & Stops	!
		312 320				802 052		105 299					
		312 317				900 041							
06/97 - 02/03	JR, JSII V6 Sedan & Hatchback	Shock Absorber	!	L/R	h	Mounts & Stops	!	Shock Absorber	!	L/R	h	Mounts & Stops	!
		312 298				802 052		105 299					
		312 297				900 041							
03/03 - 12/05	ZC 2.2L CD Sedan & Hatchback	Shock Absorber	!	L/R	h	Mounts & Stops	!	Shock Absorber	!	L/R	h	Mounts & Stops	!
		312 601				802 286		300 064					
		312 602				802 422							
03/03 - 12/05	ZC 3.2L V6 CD, CDX Sedan & Hatchback	Shock Absorber	!	L/R	h	Mounts & Stops	!	Shock Absorber	!	L/R	h	Mounts & Stops	!
		312 605				802 286		300 064					
		312 606				802 422							

Viva													
10/05 ->	JF 1.8i Sedan & Hatchback	Shock Absorber	!	L/R	h	Mounts & Stops	!	Shock Absorber	!	L/R	h	Mounts & Stops	!
		313 467						313 469				900 001	
		313 466						313 468					




Zafira													
06/01 - 12/05	TT 2.2i 16V Wagon	Shock Absorber	!	L/R	h	Mounts & Stops	!	Shock Absorber	!	L/R	h	Mounts & Stops	!
		280 362				802 052		280 368					
		280 361				900 041							

HOLDEN SPECIAL VEHICLES

HSV Clubsport / GTS / Manta / Senator													
90 - 02/92	VN Sedan	Shock Absorber	!	L/R	h	Mounts & Stops	!	Shock Absorber	!	L/R	h	Mounts & Stops	!
		311 528				900 003		170 785					
03/92 - 08/93	VP Sedan	Shock Absorber	!	L/R	h	Mounts & Stops	!	Shock Absorber	!	L/R	h	Mounts & Stops	!
		311 528				900 003		314 729					
03/92 - 08/93	VP Wagon	Shock Absorber	!	L/R	h	Mounts & Stops	!	Shock Absorber	!	L/R	h	Mounts & Stops	!
		311 528				900 003		311 524					
08/93 - 04/95	VR Sedan	Shock Absorber	!	L/R	h	Mounts & Stops	!	Shock Absorber	!	L/R	h	Mounts & Stops	!
		314 727 12				802 034 35		314 729 12					
04/95 - 08/97	VS Sedan (Body shortened by 25mm)	Shock Absorber	!	L/R	h	Mounts & Stops	!	Shock Absorber	!	L/R	h	Mounts & Stops	!
		314 728 12				801 039 35		(Body shortened by 25mm)					
		314 728 12				802 234							
						900 003							
08/93 - 04/95	VR Wagon	Shock Absorber	!	L/R	h	Mounts & Stops	!	Shock Absorber	!	L/R	h	Mounts & Stops	!
		314 727 12				802 034 35		311 524					
04/95 - 08/97	VS Wagon (Body shortened by 25mm)	Shock Absorber	!	L/R	h	Mounts & Stops	!	Shock Absorber	!	L/R	h	Mounts & Stops	!
		314 728 12				801 039 35							
		314 728 12				802 234							
						900 003							

HSV Clubsport / GTS / Manta / Senator - Cont.													
09/97 - 06/99	VT, incl. XU6, XU8 Sedan	Shock Absorber	!	L/R	h	Mounts & Stops	!	Shock Absorber	!	L/R	h	Mounts & Stops	!
		314 727 12				802 034 35		314 729 10					
09/00 - 02	VX, VXII, incl. XU6, XU8 Sedan (excl. self levelling susp.)	Shock Absorber	!	L/R	h	Mounts & Stops	!	Shock Absorber	!	L/R	h	Mounts & Stops	!
		(Body shortened by 25mm)				801 039 35		(Body shortened by 25mm)					
		314 728 12				802 234							
						900 003							

HSV Statesman / Grange													
07/91 - 09/94	VQ, VQII STATESMAN SV90, SV93, SV500i (excl. self levelling susp.14)	Shock Absorber	!	L/R	h	Mounts & Stops	!	Shock Absorber	!	L/R	h	Mounts & Stops	!
		311 528				900 003		314 729					
10/94 - 09/96	VR, VS STATESMAN (excl. self levelling susp.14)	Shock Absorber	!	L/R	h	Mounts & Stops	!	Shock Absorber	!	L/R	h	Mounts & Stops	!
		314 727 12				802 034 35		314 729					
		314 728 12				801 039 35							
						802 234							
						900 003							
10/96 - 05/99	VS II, VS III GRANGE (excl. self levelling susp.14)	Shock Absorber	!	L/R	h	Mounts & Stops	!	Shock Absorber	!	L/R	h	Mounts & Stops	!
		314 727 12				802 034 35		314 729					
		314 728 12				801 039 35							
						802 234							
						900 003							

		 Front					 Rear						
YEAR	VEHICLE DESCRIPTION	Shock Absorber	!	L/R	h	Mounts & Stops	!	Shock Absorber	!	L/R	h	Mounts & Stops	!

HOLDEN SPECIAL VEHICLES

HSV Statesman / Grange - <i>continued</i>													
06/99 - 09/04	WH, WH II, WK GRANGE (excl. self levelling susp.14)	Shock Absorber	!	L/R	h	Mounts & Stops	!	Shock Absorber	!	L/R	h	Mounts & Stops	!
		314 727	12	⊕	⊙	802 034	35	⊕	314 729				
		314 728	12	⊕	⊙	801 039	35	⊕					
						802 234							
						900 003							
10/04 - 12/06	WL GRANGE (excl. self levelling susp.14)	Shock Absorber	!	L/R	h	Mounts & Stops	!	Shock Absorber	!	L/R	h	Mounts & Stops	!
		313 437		⊕	⊙	802 034	35	⊕	314 729				
		313 438		⊕	⊙	801 039	35	⊕					
						802 234							
						900 003							




HOLDEN CMV

Combo													
03/96 - 09/02	SB Van	Shock Absorber	!	L/R	h	Mounts & Stops	!	Shock Absorber	!	L/R	h	Mounts & Stops	!
		110 459				802 072		⊕	170 073				
						900 003							
09/02 ->	1.4i, 1.6i XC Van	Shock Absorber	!	L/R	h	Mounts & Stops	!	Shock Absorber	!	L/R	h	Mounts & Stops	!
		290 382		⊕	⊙	802 052		⊕	280 368				
		290 384		⊕									

Commodore Ute with standard suspension													
08/90 - 07/93	VG, VP Ute	Shock Absorber	!	L/R	h	Mounts & Stops	!	Shock Absorber	!	L/R	h	Mounts & Stops	!
		311 528				900 003		⊕	311 526				
07/93 - 12/00	VR, VS (V6 & V8) Ute	Shock Absorber	!	L/R	h	Mounts & Stops	!	Shock Absorber	!	L/R	h	Mounts & Stops	!
		311 533		⊕	⊙	802 034	35	⊕	311 526				
		311 534		⊕	⊙	801 039	35	⊕					
						802 234							
						900 003							
01/01 - 08/04	VU, VU II, VY, VY II (V6 & V8) Ute	Shock Absorber	!	L/R	h	Mounts & Stops	!	Shock Absorber	!	L/R	h	Mounts & Stops	!
		311 533		⊕	⊙	802 034	35	⊕	313 409				
		311 534		⊕	⊙	801 039	35	⊕					
						802 234							
						900 003							
09/04 - 07/06	VZ (V6 & V8) Ute (excl. 1 ton cab/chassis)	Shock Absorber	!	L/R	h	Mounts & Stops	!	Shock Absorber	!	L/R	h	Mounts & Stops	!
		313 435		⊕	⊙	802 034	35	⊕	313 409				
		313 436		⊕	⊙	801 039	35	⊕					
						802 234							
						900 003							
08/06 ->	VE (V6 & V8) Ute	Shock Absorber	!	L/R	h	Mounts & Stops	!	Shock Absorber	!	L/R	h	Mounts & Stops	!
		313 439		⊕	⊙	802 034	35	⊕	313 445				
		313 440		⊕	⊙	801 039	35	⊕					
						802 234							
						900 003							

Commodore Ute 1 Tonner & Crewman													
04/12 ->	VY & VYII	TBA					TBA						

Commodore Ute with lowered suspension													
08/90 - 07/93	VG, VP Ute	Shock Absorber	!	L/R	h	Mounts & Stops	!	Shock Absorber	!	L/R	h	Mounts & Stops	!
		311 528				900 003		⊕	311 524				
07/93 - 12/00	VR, VS V6 & V8 Ute (Body shortened by 25mm)	Shock Absorber	!	L/R	h	Mounts & Stops	!	Shock Absorber	!	L/R	h	Mounts & Stops	!
		314 727	12	⊕	⊙	802 034	35	⊕	311 524				
		314 728	12	⊕	⊙	801 039	35	⊕					
						802 234							
						900 003							
01/01 - 09/02	VU, VU II, VY, VY II (V6 & V8) Ute (Body shortened by 25mm)	Shock Absorber	!	L/R	h	Mounts & Stops	!	Shock Absorber	!	L/R	h	Mounts & Stops	!
		314 727	10	⊕	⊙	802 034	35	⊕	313 409				
		314 728	10	⊕	⊙	801 039	35	⊕					
						802 234							
						900 003							

 SACHS		 Front					 Rear						
YEAR	VEHICLE DESCRIPTION	Shock Absorber	!	L/R	h	Mounts & Stops	!	Shock Absorber	!	L/R	h	Mounts & Stops	!

HOLDEN CMV

Commodore Ute with lowered suspension - continued

09/04 - 07/06	VZ (V6 & V8) Ute (excl. 1 ton cab/chassis)	⚡ 313 437		⊕	⊖	802 034	35	⚡ 313 409					
		⚡ 313 438		⊕	⊖	801 039	35						
						802 234							
						900 003							
08/06 ->	VE (V6 & V8) Ute	⚡ 313 441	52	⊕	⊖	802 034	35	⚡ 290 941					
		⚡ 313 442	52	⊕	⊖	801 039	35						
						802 234							
						900 003							

Colorado

07/08 ->	RC 2.4 4Cyl., 3.0 Tdi 2WD DX Ute with Front coil spring susp	⚡ 311 781	15					⚡ 314 062					
07/08 ->	RC 3.0 Tdi, 3.6 V6 2WD (excl. Hi-ride susp.) Ute - all	⚡ 313 140	HD					⚡ 314 062	HD				
07/08 ->	RC 3.0 Tdi, 3.6 V6 2WD Ute with Hi-ride susp - all	⚡ 313 140	HD					⚡ 313 919	HD				
07/08 ->	RC, 3.0 Tdi, 3.6 V6 4x4 - all	⚡ 313 140	HD					⚡ 313 919	HD				

Drover

03/85 - 12/87	4WD, All Wagon	⚡ 112 239						⚡ 311 519					
---------------	----------------	-----------	--	--	--	--	--	-----------	--	--	--	--	--

Holden




60 - 70	All Ute & Van	⚡ 311 506						⚡ 311 524					
71 - 12/85	HQ, HJ, HX, HZ, WB Ute & Van	⚡ 311 506											

Rodeo

01/77 - 07/88	KB2, KBD2, All Ute	⚡ 290 114						⚡ 311 522					
80 - 07/88	KB4, KBD4, 4WD Ute	⚡ 311 512						⚡ 311 522					
08/88 - 11/96	TFR, 2WD All	⚡ 311 507						⚡ 311 522					
		⚡ 313 142	HD					⚡ 313 918	HD				
08/88 - 96	TFS, 4WD, All Ute	⚡ 230 515						⚡ 311 522					
		⚡ 313 143	HD					⚡ 313 918	HD				
12/96 - 01/03	R7, R9, 2WD (excl.V6) Ute	⚡ 311 507						⚡ 311 522					
								⚡ 313 918					
11/96 - 01/03	R7, R9 2WD & 4WD (incl.V6) Ute (excl. 4 cyl. Petrol)	⚡ 230 515						⚡ 311 522					
		⚡ 313 143	HD					⚡ 313 918	HD				
02/03 - 12/05	RA 3.5 V6 2WD Ute (excl. Hi-ride susp & DX, LX Diesel)	⚡ 313 140	HD					⚡ 314 062	HD				
02/03 - 12/05	RA, 3.0 Tdi, 3.5 V6 4x4 - all	⚡ 313 140	HD					⚡ 313 919	HD				
02/03 - 12/05	RA 4 Cyl. 2WD DX & Diesel Ute with Front coil spring susp.	⚡ 311 781	15					⚡ 314 062	HD				
02/03 - 12/05	RA 2WD with "Hi-ride suspension" Ute	⚡ 313 140	HD					⚡ 313 919	HD				
01/06 - 06/08	RA 4 Cyl. 2WD DX & Diesel Ute with front coil spring suspension	⚡ 311 781	15					⚡ 314 062	HD				
01/06 - 06/08	RA 2.4 4 Cyl., 3.0 Tdi, 3.6 V6 2WD Ute (excl. "Hi-ride" suspion)	⚡ 313 140	HD					⚡ 314 062	HD				
01/06 - 06/08	RA 3.0 Tdi, 3.6 V6 2WD Ute with "Hi-ride" suspension	⚡ 313 140	HD					⚡ 313 919	HD				
01/06 - 06/08	RA, 3.0 Tdi, 3.6 V6 4x4 - all	⚡ 313 140	HD					⚡ 313 919	HD				

Shuttle

82 - 89	WFR Van	NLA						⚡ 311 519					
---------	---------	-----	--	--	--	--	--	-----------	--	--	--	--	--

 SACHS		 Front					 Rear				
YEAR	VEHICLE DESCRIPTION	Shock Absorber	!	L/R	Mounts & Stops	!	Shock Absorber	!	L/R	Mounts & Stops	!

HONDA

Accord											
05/85 - 09/89	CA 4/5 1.6/2.0/2.0i 16V Sedan & Hatchback (Aerodeck)	⌘	NLA	⊕			⌘	NLA			
		⌘	110 939	▼	⊕						
11/89 - 10/93	CB1/3 1.8, 2.0, 2.0i, 2.0i-16V Sedan	⌘	200 884		⊕	802 094	⌘	313 917		⊕	802 095
11/90 - 10/93	CB7 2.2 Sedan (excl. 4WS)	⌘	200 884		⊕	802 094	⌘	313 917		⊕	802 095
11/90 - 10/93	CB7 2.2 Sedan (incl. 4WS)	⌘	200 884		⊕	802 094					
05/92 - 94	CB8/9, CC9, 2.0, 2.2 Wagon (Aerodeck)	⌘	200 884		⊕	802 094	⌘	313 636			
11/93 - 12/97	CC7 2.0, 2.3 Sedan	⌘	200 884		⊕	802 094	⌘	313 917		⊕	802 095
10/93 - 12/97	CD7/9 2.0, 2.2 Coupe	⌘	313 598		⊕	802 094	⌘	313 636			
		⌘	313 599		⊕						
94 - 12/97	CE1/2 2.0, 2.2 Wagon (Aeroback)	⌘	313 598		⊕	802 094	⌘	313 636			
		⌘	313 599		⊕						
12/97 - 01/99	CE9 2.2, V-TEC Sedan	⌘	200 884		⊕	802 094	⌘	313 917		⊕	802 095
12/97 ->	CG 1/2/4/5 2.3/3.0-V6 Sedan	⌘	313 839				⌘	313 840			
02/99 - 08/03	CK 1/2, 2.3, 3.0L V6 (VTI & VTI-L) Sedan	⌘	313 866		⊕	802 094	⌘	313 867		⊕	802 094
01/01 - 12/02	CK2 2.3 113kW Sedan (New Zealand)	⌘	280 627		⊕	802 094	⌘	280 629		⊕	802 094
2/03 - 08	Euro 2.4 CL9 Sedan CL7 2.0, 2.2i-CTDi (New Zealand)	⌘	313 866		⊕	802 094	⌘	312 135		⊕	900 176
										⊕	802 094
2/03 - 08	CM5 2.4, 3.0 Sedan	⌘	313 866		⊕	802 094	⌘	313 867		⊕	802 094

CITY




02/09 ->	1.5L Vti & VTiL		TBA		⊕			TBA			
			TBA		⊕						

Civic

09/83 - 08/87	1.2 AL/AM, 1.3 AG/AJ, 1.5i AH/AK Sedan & Hatchback	⌘	110 392	▼	⊕		⌘	311 381			
		⌘	NLA		⊕						
11/87 - 12/88	EC 7/8/9, ED 1/2/3/4/6/7 Sedan & Hatchback To Chassis: S100001	⌘	170 081	▼	⊕		⌘	290 557	▼		
		⌘	NLA		⊕						
01/88 - 12/88	EF 1/2/3 Hatchback From Chassis: 1001364	⌘	170 081	▼	⊕		⌘	290 557	▼		
		⌘	NLA		⊕						
01/89 - 10/91	EC 7/8/9, ED 1/2/3/4/6/7 Sedan & Hatchback From Chassis: S100001	⌘	290 224		⊕	802 094	⌘	290 226		⊕	802 094
		⌘	290 225		⊕						
11/91 - 09/95	EG 3/4/5/6/8/9, EH9 Sedan & Hatchback	⌘	230 016		⊕	802 094	⌘	290 226		⊕	802 094
		⌘	230 017		⊕						
10/95 - 11/00	EK 1/2/3/4, EJ6/8/9 Sedan & Hatchback	⌘	311 928		⊕	802 094	⌘	312 370		⊕	802 094
12/00 - 12/05	ES1 1.7L, GLi Sedan EU3 1.7L, VI & VTi Hatch	⌘	313 600		⊕	802 353	⌘	313 377			
		⌘	313 601		⊕						
06/06 ->	FD 1.8L (excl. Sport & Hybrid)	⌘	TBA				⌘	314 620			
		⌘									
06/06 ->	FD 2.0L Sport & Hybrid	⌘	TBA					TBA			
		⌘									

Concerto

90 - 95	HW 5 dr Hatchback (Made in UK)	⌘	NLA		⊕		⌘	313 379		⊕	802 094
		⌘	170 914	▼	⊕						

		 Front					 Rear						
YEAR	VEHICLE DESCRIPTION	Shock Absorber	!	L/R	h	Mounts & Stops	!	Shock Absorber	!	L/R	h	Mounts & Stops	!

HONDA

CRV														
10/97 - 11/01	RD, 2.0 16V 4WD Wagon	⊖	313 186				⊕	802 094		⊖	313 281		⊕	802 094
12/01 - 01/07	2.4L AWD (incl. Sports)		TBA								TBA			
07/10 ->	RE4 2.4L AWD		TBA							⊖	314 952	▲		

CRX														
09/83 - 08/87	1.5L (Type AF) 1.6L (Type AS) Hatchback	⬆	110 392	▼	⊕					⊖	311 381		⊕	802 095
		⬆	NLA		⊕									
12/87 - 12/88	ED9, 1.6L DOHC Coupe To Chassis: S100001	⊖	170 081	▼	⊕					⊖	290 557	▼		
		⊖	NLA		⊕									
01/89 - 05/92	ED9, 1.6L DOHC Coupe From Chassis: JHMED93700S100001	⊖	290 224		⊕					⊖	290 226			
		⊖	290 225		⊕									
01/89 - 05/92	ED9, 1.6L SOHC Coupe From Chassis: JHMED93600S100001	⊖	290 224		⊕					⊖	290 557	▼		
		⊖	290 225		⊕									
01/90 - 05/92	EE6 1.4L SOHC Coupe From Chassis: S200001	⊖	290 224		⊕					⊖	290 226			
		⊖	290 225		⊕									
06/92 - 06/98	EG2, EH6, 1.6L DOHC Coupe (with Targa roof)	⊖	230 016		⊕					⊖	290 226			
		⊖	230 017		⊕									




HRV														
01/99 - 01/00	GH 1.6 4WD Wagon	⬆	280 646		⊕					⊖	280 649			
		⬆	280 645		⊕									
02/00 - 03/02	GH 1.6 4WD Wagon	⬆	280 646		⊕					⊖	313 398	22		
		⬆	280 645		⊕									

Integra														
85 - 93	1.6 Coupe	⬆	110 392	▼	⊕					⊖	311 381	▼		
		⬆	NLA		⊕									
07/93 - 01/01	DC2/4, 1.8L, 1.8L V-tech (excl. Type-R) Hatchback & Coupe	⊖	230 016		⊕	⊕	802 094			⊖	290 226		⊕	802 094
		⊖	230 017		⊕									

Jazz														
10/02 - 7/08	GD 1.3L, 1.5L GLi & VTi Hatchback	⬆	313 586		⊕	⬆	900 235			⊖	313 604			
		⬆	313 587		⊕	⊕	802 465							
08/08 ->	GE 1.3L, 1.5L GLi & VTi Hatchback		TBA	▲							TBA			

Odyssey														
06/95 - 03/00	RA1/3, 2.2/2.3 Minivan- Wagon	⊖	280 658		⊕	⊕	802 094			⊖	313 841		⊕	802 094
		⊖	280 657		⊕									
03/00 - 05/04	RA 6/8, 2.3L & 3.0V6 Wagon		TBA	▲						⊖	313 841		⊕	802 094

Odyssey (New Zealand Only)														
07/02 - 09/03	2.3, 2.3 FWD MPV	⬆	311 804		⊕					⊖	311 801			
		⬆	311 805		⊕									

 SACHS		 Front					 Rear						
YEAR	VEHICLE DESCRIPTION	Shock Absorber	!	L/R	h	Mounts & Stops	!	Shock Absorber	!	L/R	h	Mounts & Stops	!

HONDA

Prelude													
10/87 - 11/91	BA 4/5, 2.0L Coupe incl. 4WS	⌵	NLA	⊕	⊙	802 094	⊕	230 033					
		⌵	110 939	▼	⊕								
12/91 - 12/96	BB 1/2, BA8, 2.2/2.3 Coupe	⌵	230 012	⊕	⊙	802 094	⊕	230 019				⊙	802 095
		⌵	230 013										
01/97 - 05/02	BB 5/6/8/9, 2.0 & 2.2 Coupe (excl. 2.2 VTEC, VTIR)	⌵	230 438	⊕	⊙	802 094	⊕	230 019				⊙	802 095
		⌵	230 437										

Stream (New Zealand Only)													
05/01 ->	RN 1.7 16V, 2.0 16V MPV	⌵	314 912		⊕			⌵	312 755				
		⌵	314 913		⊕								

HYUNDAI




Accent													
07/00 - 02/03	LC 1.5L Hatchback & Sedan	⌵	313 838		⊕	⌵	900 095	⌵	313 844	⊕	⌵	900 097	
		⌵	313 837		⊕			⌵	313 845	⊕			
03/03 - 04/06	LC 1.6L Hatchback	⌵	313 838		⊕	⌵	900 095	⌵	313 844	⊕	⌵	900 097	
		⌵	313 837		⊕			⌵	313 845	⊕			
5/06 ->	MC 1.6L Sedan & Hatchback	⌵	313 518		⊕	⌵	900 164	⌵	314 754		⌵	900 165	
		⌵	313 517		⊕								

Coupe													
06/96 - 04/02	FX, SFX, SX, 1.8 & 2.0 Coupe	⌵	312 327		⊕			⌵	314 661	⊕	⊙	802 097	⊕
		⌵	312 326		⊕			⌵	314 660	⊕	⊙	802 096	⊕

Elantra													
06/01 ->	FC 1.8 MPV	⌵	313 471		⊕	⊙	802 291	⌵	313 354	⊕	⊙	802 097	⊕
		⌵	313 470		⊕			⌵	313 355	⊕	⊙	802 096	⊕
05/00 - 07/06	XD, 1.8 & 2.0 (La Vita) Hatchback & Sedan	⌵	312 327		⊕	⊙	802 291	⌵	312 430	⊕	⌵	900 139	
		⌵	312 326		⊕	⌵	900 164	⌵	312 429	⊕	⊙	802 097	⊕
												802 096	⊕
10/06 ->	HD 2.0L Sedan	⌵	312 327		⊕	⊙	802 291	⌵	312 430	⊕	⌵	900 139	
		⌵	312 326		⊕	⌵	900 164	⌵	312 429	⊕	⊙	802 097	⊕
											⊙	802 096	⊕

Elantra (New Zealand Only)													
06/01 ->	FC 1.6, 1.5 CRDi MPV	⌵	313 471		⊕	⊙	802 291	⌵	313 354	⊕	⊙	802 097	⊕
		⌵	313 470		⊕			⌵	313 355	⊕	⊙	802 096	⊕
06/01 ->	FC 1.5 CRDi, 1.5 CRDi VGT MPV	⌵	313 471		⊕	⊙	802 291	⌵	313 354	⊕	⊙	802 097	⊕
		⌵	313 470		⊕			⌵	313 355	⊕	⊙	802 096	⊕

Excel													
02/86 - 12/89	HA Sedan & Hatchback	⌵	NLA			⌵	900 097	⊙	312 037				
01/90 - 11/94	HU All (excl. X3) Sedan & Hatchback	⌵	230 007			⌵	900 095	⊙	312 037				
09/94 - 01/98	X3 Sedan & Hatchback	⌵	313 847		⊕	⌵	900 095	⌵	311 957	⊕	⌵	900 097	
		⌵	313 846		⊕			⌵	311 958	⊕			
01/98 - 06/00	X3 Sedan & Hatchback	⌵	313 847		⊕	⌵	900 095	⌵	313 842	⊕	⌵	900 097	
		⌵	313 846		⊕			⌵	313 843	⊕			

 SACHS		 Front					 Rear				
YEAR	VEHICLE DESCRIPTION	Shock Absorber	!	L/R	Mounts & Stops	!	Shock Absorber	!	L/R	Mounts & Stops	!

HYUNDAI

Getz											
09/02 - 12/04	TB 1.3i, 1.5i Hatchback	Shock Absorber	!	L/R	Mounts & Stops	!	Shock Absorber	!	L/R	Mounts & Stops	!
		313 460			900 164		313 454			900 168	
		313 459								802 293	
01/05 ->	TB 1.4i, 1.6i Hatchback	Shock Absorber	!	L/R	Mounts & Stops	!	Shock Absorber	!	L/R	Mounts & Stops	!
		313 460			900 164		313 454			900 168	
		313 459								802 293	

Grandeur											
08/99 - 03/02	3.0 V6 Sedan (KMHFT41)	Shock Absorber	!	L/R	Mounts & Stops	!	Shock Absorber	!	L/R	Mounts & Stops	!
		311 775					312 915				
04/02 - 03/03	3.0 V6 Sedan (KMHFU41)	Shock Absorber	!	L/R	Mounts & Stops	!	Shock Absorber	!	L/R	Mounts & Stops	!
		311 775					311 776				

i30											
10/07 - 2012	1.6i, 2.0i, 1.6D Hatchback & Wagon	Shock Absorber	!	L/R	Mounts & Stops	!	Shock Absorber	!	L/R	Mounts & Stops	!
		314 024			900 198		314 007			900 049	
		314 025			801 010						

Lantra											
05/91 - 08/95	KF (J1) Sedan	Shock Absorber	!	L/R	Mounts & Stops	!	Shock Absorber	!	L/R	Mounts & Stops	!
		312 471			900 095		230 001				
08/95 - 10/00	KF (J2,J3) Sedan & Wagon	Shock Absorber	!	L/R	Mounts & Stops	!	Shock Absorber	!	L/R	Mounts & Stops	!
		312 327					314 661				
		312 326					314 660				

S-Coupe											
07/90 - 03/96	HU 21/31 1.5 L Coupe	Shock Absorber	!	L/R	Mounts & Stops	!	Shock Absorber	!	L/R	Mounts & Stops	!
		230 007			900 095		312 037				




Santa-Fe											
01/00 - 10/05	SM 2.4, 2.7 4WD Wagon	Shock Absorber	!	L/R	Mounts & Stops	!	Shock Absorber	!	L/R	Mounts & Stops	!
		313 360					313 371				
		313 361									
03/06 - 10/09	CM 2.7i V6, 3.3i V6 & 2.2 CRDi 4WD Wagon	Shock Absorber	!	L/R	Mounts & Stops	!	Shock Absorber	!	L/R	Mounts & Stops	!
		TBA	▲				TBA	▲			
			▲								

Sonata											
89 - 04/93	Y2 - AF,BF 2.3i, 3.0V6 (excl. models with ABS)	Shock Absorber	!	L/R	Mounts & Stops	!	Shock Absorber	!	L/R	Mounts & Stops	!
		230 031	▼		900 095		230 005				
05/93 - 05/98	Y3 CF, DF 2.0, 3.0 V6 Sedan	Shock Absorber	!	L/R	Mounts & Stops	!	Shock Absorber	!	L/R	Mounts & Stops	!
		200 711			900 095		200 712				
05/98 - 03/00	EF, 2.0, 2.5 V6 Sedan	Shock Absorber	!	L/R	Mounts & Stops	!	Shock Absorber	!	L/R	Mounts & Stops	!
		311 775			802 402		312 915				
04/00 - 10/01	EF, 2.5 V6 Sedan	Shock Absorber	!	L/R	Mounts & Stops	!	Shock Absorber	!	L/R	Mounts & Stops	!
		311 775			802 402		311 776			802 297	
10/01 - 05/05	EF-B, 2.4i, 2.7V6 Sedan	Shock Absorber	!	L/R	Mounts & Stops	!	Shock Absorber	!	L/R	Mounts & Stops	!
		311 775			802 402		311 776			802 297	
06/05 ->	NF 2.4L & 3.3L + 2.4L & 2.0 Diesels	Shock Absorber	!	L/R	Mounts & Stops	!	Shock Absorber	!	L/R	Mounts & Stops	!
		314 691	▲				314 692	▲			

Terracan											
07/01 - 02/04	3.5V6, 2.9TD 4WD Wagon	Shock Absorber	!	L/R	Mounts & Stops	!	Shock Absorber	!	L/R	Mounts & Stops	!
		312 961					312 962				

Tiburon											
03/02 - 01/07	GH, GK 2.0i, 2.7V6 Coupe (KMH#61D/F)	Shock Absorber	!	L/R	Mounts & Stops	!	Shock Absorber	!	L/R	Mounts & Stops	!
		312 579			900 138		312 581			900 139	
		312 580			801 010		290 213			802 097	
										802 096	

Trajet											
07/00 ->	2.7 V6 Wagon	Shock Absorber	!	L/R	Mounts & Stops	!	Shock Absorber	!	L/R	Mounts & Stops	!
		313 863					313 860				
		313 862									

 SACHS		 Front					 Rear				
YEAR	VEHICLE DESCRIPTION	Shock Absorber	!	L/R	Mounts & Stops	!	Shock Absorber	!	L/R	Mounts & Stops	!

HYUNDAI

Tucson/City											
08/04 ->	2.7 V6 Wagon AWD 2.0 Auto FWD (City)	⚡	TBA	⊕	900 166	⚡	TBA	⊕	900 167	⚡	

ISUZU

D-Max											
10/08->	TF 2WD & 4WD 3.0L,TD (LS only)	⊖	311 781			⊖	313 919	HD			
			313 140								
10/08->	TF 2WD & 4WD 3.0L,TD (SX only)	⊖	311 781			⊖	314 062	HD			
			313 140								

NKR 150 (57, 58, 59, 66, 69)

85-91	NKR150 (NKR57)	⊖	313 584								
92 ->	NKR150 (NKR57,58,59)	⊖	313 584			⊖	313 061				
93 ->	NKR150 (NKR58,59,66)	⊖	313 584			⊖	313 061				
94-95	NKR150 (NKR58,59,66,69)	⊖	313 585			⊖	313 062	For 16mm mount pins			
						⊖	310 958	For 19mm mount pins			
6/96 ->	NKR150 (NKR58,59,66,69)	⊖	313 585								
6/98 ->	NKR150 (NKR66,69)	⊖	313 585								
00 ->	NKR150 (NKR66,69)	⊖	313 585								
03 ->	NKR150 (NKR66) (SITEC 110)	⊖	313 063								
		⊖	313 065	HD							

NKR 200 (58, 59, 66, 69, 71)




84 ->	NKR200 (NKR57)	⊖	313 584								
85-92	NKR200 (NKR57,58,59,66) MEDIUM, SHORT & FLAT LOW	⊖	313 584			⊖	313 061				
93 ->	NKR200 (NKR57,58,59,66) MEDIUM, SHORT & FLAT LOW	⊖	313 585			⊖	313 062	For 16mm mount pins			
						⊖	310 958	For 19mm mount pins			
94-95	NKR200 (NKR58,59,66,69) SHORT & FLAT LOW	⊖	313 585								
6/96 ->	NKR200 (NKR66,69) SHORT & FLAT LOW	⊖	313 585								
6/98 ->	NKR200 (NKR66,69)	⊖	313 585			⊖	313 061				
7/00 ->	NKR200 (NKR66) (SITEC 110) MEDIUM, SHORT & FLAT LOW	⊖	313 585	OE No.8-97148908-0							
		⊖	313 063	OE No.8-97083028-0							
		⊖	313 065	HD							
03 ->	NKR200 (NKR71) (SITEC 125) FLAT, LOW & MEDIUM		TBA				TBA				
05 ->	NKR200 (NKR71) (SITEC 125) FLAT LOW, MEDIUM & SHORT		TBA				TBA				

NKR250 (58)

85-92	NKR250 CREW	⊖	313 584			⊖	313 061				
93 ->	NKR250 CREW	⊖	313 585								

NLR200

08 ->	4x2 Sitec 150 series 2 with IFS & Tipper		TBA				TBA				
-------	--	--	-----	--	--	--	-----	--	--	--	--

 SACHS		 Front					 Rear						
YEAR	VEHICLE DESCRIPTION	Shock Absorber	!	L/R	h	Mounts & Stops	!	Shock Absorber	!	L/R	h	Mounts & Stops	!




ISUZU

NPR200 (58, 59, 66, 70)													
84 ->	NPR200 (NPR57,58,59)	$\frac{1}{\circ}$ 313 063						$\frac{1}{\circ}$ 313 062					For 16mm mount pins
		$\frac{1}{\circ}$ 313 065	HD					$\frac{1}{\circ}$ 310 958					For 19mm mount pins
92 ->	NPR200 (NPR58,59,66) AUTO, MEDIUM & SHORT	$\frac{1}{\circ}$ 313 063						$\frac{1}{\circ}$ 310 958					
		$\frac{1}{\circ}$ 313 065	HD										
93 ->	NPR200 (NPR58,59,66) AUTO, MEDIUM & SHORT	$\frac{1}{\circ}$ 313 063						$\frac{1}{\circ}$ 310 958					
		$\frac{1}{\circ}$ 313 065	HD										
94-95	NPR200 (NPR58,59,66) MEDIUM & SHORT	$\frac{1}{\circ}$ 313 063						$\frac{1}{\circ}$ 310 958					
		$\frac{1}{\circ}$ 313 065	HD										
96 - 99	NPR200 (NPR66) MEDIUM & SHORT	$\frac{1}{\circ}$ 313 063						$\frac{1}{\circ}$ 310 958					
		$\frac{1}{\circ}$ 313 065	HD										
00 ->	NPR200 (NPR66) (SITEC 110) MEDIUM & SHORT	$\frac{1}{\circ}$ 313 063						$\frac{1}{\circ}$ 310 958					
		$\frac{1}{\circ}$ 313 065	HD										
03 ->	NPR200 (NPR70) (SITEC 125,140) MEDIUM & SHORT	$\frac{1}{\circ}$ 313 063						$\frac{1}{\circ}$ 310 958					
		$\frac{1}{\circ}$ 313 065	HD										
05 ->	NPR200 (NPR70) (SITEC 150) MEDIUM & SHORT	$\frac{1}{\circ}$ 313 063						$\frac{1}{\circ}$ 310 958					
08 ->	NPR200 (4x2) SITEC 155 Series II SHORT, MEDIUM, TIPPER												
		TBA						TBA					

NPR250 (58, 59, 66, 70, 71)													
93 ->	NPR250 (NPR58,59) MEDIUM	$\frac{1}{\circ}$ 313 063						$\frac{1}{\circ}$ 310 958					
		$\frac{1}{\circ}$ 313 065	HD										
94-95	NPR250 (NPR58,59,66) AUTO, CREW & MEDIUM	$\frac{1}{\circ}$ 313 063						$\frac{1}{\circ}$ 310 958					
		$\frac{1}{\circ}$ 313 065	HD										
96 ->	NPR250 (NPR66,71) AUTO, CREW & MEDIUM	$\frac{1}{\circ}$ 313 063						$\frac{1}{\circ}$ 310 958					
		$\frac{1}{\circ}$ 313 065	HD										
00 ->	NPR250 (NPR71) AUTO, CREW & MEDIUM	$\frac{1}{\circ}$ 313 063				OE No.8-97201960-0		$\frac{1}{\circ}$ 310 958					
		$\frac{1}{\circ}$ 313 065											
		$\frac{1}{\circ}$ 314 054				OE No.8-97287995-0							
03 ->	NPR250 (NPR70) (SITEC 140,170) AUTO, CREW & MEDIUM	$\frac{1}{\circ}$ 313 063						$\frac{1}{\circ}$ 310 958					
		$\frac{1}{\circ}$ 313 065	HD										
05 ->	NPR250 (NPR70) (SITEC 150) MEDIUM & CREW	$\frac{1}{\circ}$ 313 063						$\frac{1}{\circ}$ 310 958					
08 ->	NPR250 (4x2) SITEC 155 Series II MEDIUM & CREW												
		TBA						TBA					

NPR275													
08 ->	NPR275 (4x2) SITEC 155 Series II SHORT MEDIUM & TIPPER												
		TBA						TBA					

NPR300 (58, 59, 66, 70, 71)													
84 ->	NPR300 (NPR58,59) STD & CREW	$\frac{1}{\circ}$ 313 063						$\frac{1}{\circ}$ 313 062					For 16mm mount pins
		$\frac{1}{\circ}$ 313 065	HD					$\frac{1}{\circ}$ 310 958					For 19mm mount pins
92 ->	NPR300 (NPR58,59,66) STD & CREW	$\frac{1}{\circ}$ 313 063											
		$\frac{1}{\circ}$ 313 065	HD										
93 ->	NPR300 (NPR58,59,66) STD & CREW	$\frac{1}{\circ}$ 313 063						$\frac{1}{\circ}$ 310 958					
		$\frac{1}{\circ}$ 313 065	HD										
94-95	NPR300 (NPR58,59,66) AUTO, CREW & MEDIUM	$\frac{1}{\circ}$ 313 063						$\frac{1}{\circ}$ 310 958					
		$\frac{1}{\circ}$ 313 065	HD										

 SACHS		 Front					 Rear								
YEAR	VEHICLE DESCRIPTION	h	Shock Absorber	!	L/R	h	Mounts & Stops	!	h	Shock Absorber	!	L/R	h	Mounts & Stops	!

ISUZU

NPR300 (58, 59, 66, 70, 71) - continued															
96 ->	NPR300 (NPR66,71) AUTO, CREW & MEDIUM	∅	313 063						∅	310 958					
		∅	313 065	HD											
98 ->	NPR300 (NPR66,71) AUTO, CREW & MEDIUM	∅	313 063						∅	310 958					
		∅	313 065	HD											
00 ->	NPR300 (NPR71) (SITEC 11,120) (NPR70) (SITEC 140) AUTO, CREW, MEDIUM & LONG	∅	313 063						∅	310 958					
		∅	313 065	HD											
03 ->	NPR350 (NPR70) (SITEC 170)	∅	313 063												
		∅	313 065	HD											
05 ->	NPR300 (NPR70) (SITEC 150) MEDIUM & TIPPER	∅	313 063						∅	310 958					
08 ->	NPR300 (4x2) SITEC 155 Series II MEDIUM, CREW & TIPPER		TBA							TBA					

IVECO

Daily - 30 Series															
03/02 - 06/07	35S13, 35S13HPT 2.8 TD 92kW Van SWB, MWB, Hi roof all Vans	∅	000 370						∅	000 369	51				
06/07 ->	35S14 2.3 TD 100kW Low, Mid Hi roof Vans	∅	TBA						∅	TBA					

Daily - 40 Series															
03/02 - 06/07	40C13 2.8 TD 92kW Cab-Chassis incl. Dual Cabin & Hi-roof	∅	000 370						∅	000 369					
06/07 ->	45C15 2.3 TD 107kW Cab-Chassis 45C18 2.3 TD 130kW Cab-Chassis	∅	123 895						∅						

Daily - 50 Series															
03/02 - 06/07	50C15HPT 2.8 TD 107kW Hi-roof Van & Cab-Chassis	∅	000 370						∅	000 369					
06/07 ->	50C18 3.0 TD 130kW Van & 2.3 TD 130kW Cab-Chassis	∅	312 378						∅						




Daily - 60 Series															
01/03 - 06/07	65C15HPT 2.8 TD 107 kW Van & Cab-Chassis incl. dual Cabin	∅	000 370						∅	000 369					
06/07 ->	65C18 3.0 TD 130kW Van & 2.3 TD 130kW Cab-Chassis	∅	TBA						∅	312 397					

JAGUAR

Daimler Sovereign															
03/87 - 09/89	XJ40 3.6 Sedan	∅	170 121						∅	170 122					
									∅	36-800-6	II				

S-Type															
03/99 ->	3.0V6 SE (excl. Sport)	∅	311 537	36					∅	311 538	36				
03/99 - 12/02	4.0V8 SE														
06/02 ->	4.2V8, R 4.2V8 (excl. Sport)	∅	311 539	36					∅	311 540	36				
06/02 - 12/04	2.5 V6 (excl. Sport)	∅	311 535	36					∅	311 536	36				

XJ-6															
03/87 - 09/89	3.6 Sedan	∅	170 121						∅	170 122					
									∅	36-800-6	II				
11/94 - 10/97	3.2 Sedan	∅	230 108						∅	230 110					

 SACHS		 Front					 Rear								
YEAR	VEHICLE DESCRIPTION	h	Shock Absorber	!	L/R	h	Mounts & Stops	!	h	Shock Absorber	!	L/R	h	Mounts & Stops	!

JAGUAR

XJ-6 - continued

02/97 - 10/97	3.2 incl. LWB & Sport Sedan	∅	170 121						∅	170 122						
									∅	36-800-6	II					
10/89 - 10/97	4 Sedan	∅	170 121						∅	170 122						
									∅	36-800-6	II					

XJ-8

10/97 - 04/03	3.2i, 4.0i Sedan (incl. Sport suspension)	∅	311 550						∅	311 552						
---------------	---	---	---------	--	--	--	--	--	---	---------	--	--	--	--	--	--

XJ-12, Daimler

10/93 - 10/94	6.0, V12 incl. LWB Sedan	∅	170 121						∅	170 122						
11/94 - 12/95	6.0, V12, 234kW Sedan	∅	230 108													

XJ-R

11/94 - 10/97	4.0 240kW Supercharged Sedan	∅	230 108													
---------------	------------------------------	---	---------	--	--	--	--	--	--	--	--	--	--	--	--	--

X-Type

01/02 - 12/05	2.1 V6 Sedan incl. sports susp. (Front wheel drive)	h	311 542						∅	311 546	37					
---------------	---	---	---------	--	--	--	--	--	---	---------	----	--	--	--	--	--

JEEP

Jeep

56 - 65	CJ3B, 4WD Wagon	∅	311 519	with leaf spring					∅	311 519						
55 - 81	CJ5, CJ6, Cj7, 4WD Wagon															
65 - 75	CJ5A, CJ6A, 4WD Wagon															
55 - 72	DJ5, DJ6, 4WD Wagon															

Cherokee

74 - 91	4WD, All Wagon								∅	311 519						
84 - 01	Cherokee XJ Wagon	∅	313 139						∅	313 138						
07/12 ->	Cherokee all SUV Wagon (Liberty)	h	030 089						h	030 827						
2007 ->	Cherokee all SUV Wagon (Liberty)	h	030 089						h	TBA						

Grand Cherokee

96 - 07/99	Grand Cherokee All Wagon	∅	313 139						∅	123 496						
99 - 05	Grand Cherokee WJ Wagon	∅	312 702						∅	312 703						

Patriot

08 - 10	1.8L / 2.0L Petrol & 2.0L Diesel	h	312 984		⊕				∅	312 986						
		h	312 985		⊕											




Wrangler

96 - 2/07	TJ Hard & Soft Top	∅	030 212						∅	030 798						
-----------	--------------------	---	---------	--	--	--	--	--	---	---------	--	--	--	--	--	--

KIA

Carnival

08/99 - 07/06	KNA/HUP 2.5-V6 Wagon	h	312 152		⊕				∅	312 154						
		h	312 153		⊕											
08/06 - 12/07	VQ 2.7i Wagon	h	313 521		⊕				∅	313 522						
		h	313 520		⊕											

 SACHS		 Front					 Rear				
YEAR	VEHICLE DESCRIPTION	Shock Absorber	!	L/R	Mounts & Stops	!	Shock Absorber	!	L/R	Mounts & Stops	!

KIA

Cerato											
07/04 - 01/09	LD 2.0L Sedan & Hatch	Shock Absorber	▲	☉	900 198	!	TBA	▲	☉	900 139	!
		Shock Absorber	▲	☉		!	TBA	▲	☉		!
01/09 ->	TD 2.0L Sedan & Coup	Shock Absorber	▲	☉	900 198	!	TBA	▲	☉	900 139	!
		Shock Absorber	▲	☉		!	TBA	▲	☉		!

Mentor											
10/96 - 04/98	1.5, 1.6, 1.8 (incl. ABS) Hatchback	Shock Absorber		Oil ☉	900 095	!	310 670	Oil ☉	900 095	!	
		Shock Absorber		Oil ☉		!	310 671	Oil ☉		!	
05/98 - 11/99	1.5, 1.6, 1.8 (incl. ABS) Hatchback	Shock Absorber		☉	900 095	!	312 739	☉	900 095	!	
		Shock Absorber		☉		!	312 740	☉		!	

Magentis											
08/06 - 10	MG 2.4/2.7 V6 Sedan	Shock Absorber	TBA			!	TBA				!

Optima											
05/01 -06	GD 2.5L/ 2.7L V6 Sedan	Shock Absorber	311 775			!	311 776				!




Picanto (NZ)											
07/00 - 09/02	1.2, 1.5 Sedan & Hatchback	Shock Absorber	313 462	☉		!	313 457				!
		Shock Absorber	313 461	☉		!					!

Pregio											
07/02 - 06/04	2.7D Van (KNCTB24..)	Shock Absorber	312 753			!	312 159				!
07/04 - 11/05	2.7D Van (KNCTB24..)	Shock Absorber	312 753			!	312 159				!

Rio											
07/00 - 09/02	1.2, 1.5 Sedan & Hatchback	Shock Absorber	313 615	☉		!	311 820				!
		Shock Absorber	313 614	☉		!					!
10/02 - 07/05	1.5 Sedan & Hatchback	Shock Absorber	313 617	☉		!	313 597				!
		Shock Absorber	313 616	☉		!					!
08/ 05 ->	JB 1.6i Sedan & Hatch (KNADE22) JB 1.4 16V Hatch	Shock Absorber	313 518	☉		!	313 519				!
		Shock Absorber	313 517	☉		!					!

Rondo											
2008 ->	People Mover 2.0L	Shock Absorber	TBA			!	TBA				!

Sorento											
02/03 - 12/08	JC52 3.5 V6 4WD Wagon	Shock Absorber	313 524	☉		!	313 525	▼			!
		Shock Absorber	313 523	☉		!	314 469				!
04/07 - 09/07	JC52 3.8 V6 4WD Wagon	Shock Absorber	313 524	☉		!	313 525	▼			!
		Shock Absorber	313 523	☉		!	314 469				!
08/07-10/09	JC52 3.3 V6, 2.5 T/D 4WD Wagon	Shock Absorber	313 524	☉		!	313 526				!
		Shock Absorber	313 523	☉		!	314 469				!
11/09 ->	XM 2WD/4WD Wagon 2.4L & 2.2L Diesel	Shock Absorber	TBA			!	TBA				!

		 Front					 Rear						
YEAR	VEHICLE DESCRIPTION	Shock Absorber	!	L/R	h	Mounts & Stops	!	Shock Absorber	!	L/R	h	Mounts & Stops	!

KIA

Sportage													
09/94 - 07/99	All 4WD Wagon	∅						∅					
		230 122						311 237					
07/99 - 03/04	Series II 4WD Wagon	h			⊕			∅					
		313 782			⊕			311 237					
		313 783			⊕								
04/05-8/07	KM 2.7L V6 AWD Wagon	h			⊕			h			⊕	802 097	⊕
		314 012			⊕			314 014			⊕	802 096	⊕
		314 013			⊕			314 015			⊕	802 096	⊕
08/07-09/09	KM 2.0L.2.7L 4WD &2.L Diesel 4WD	h			⊕			h			⊕	802 097	⊕
		314 012			⊕			314 014			⊕	802 096	⊕
		314 013			⊕			314 015			⊕	802 096	⊕
08/07-09/09	KM 2.0L. FWD Wagon	h			⊕			h			⊕	802 097	⊕
		314 012			⊕			314 014			⊕	802 096	⊕
		314 013			⊕			314 015			⊕	802 096	⊕

LADA

Niva													
78 - 86	2121, 4WD Wagon	∅						∅					
		311 512						311 519					
07/83 - 01/98	XTA2120/2121, 1.6 & 1.7 EFI Wagon	∅						∅					
		311 512						311 519					

Samara													
85 - 96	2108, All	h				Oil		∅				Oil	
		170 607						170 608					

LANDROVER - Please refer to listings under ROVER

LEXUS

ES300														
6/92 - 10/95	VXV10,VCV10 (excl. TEMS) V6 Sedan (rotating front strut spring seat)	h		53	⊕		h	900 095	h		⊕	313 889	h	900 095
		313 275		53	⊕			900 095	h		⊕	313 890	h	900 095
		313 276			⊕				h		⊕	313 889	h	900 095
10/95 - 10/96	VXV10,VCV10 (excl. TEMS) V6 Sedan (fixed front strut spring seat)	h			⊕		h	900 095	h		⊕	313 889	h	900 095
		313 786			⊕			900 095	h		⊕	313 890	h	900 095
		313 787			⊕				h		⊕	313 890	h	900 095
10/96 - 10/01	MCV20,MCV10 V6, Sedan	h			⊕		h	900 095	h		⊕	313 889	h	900 095
		313 786			⊕			900 095	h		⊕	313 889	h	900 095
		313 787			⊕				h		⊕	313 890	h	900 095

GS300													
01/93 - 08/97	JZS147 3.0L	∅				▼		∅				∅	280 873
		280 871						280 875				∅	280 877
08/97 - 03/05	JZS160, 3.0 Sedan	∅						∅				∅	280 877




IS200													
04/99 ->	GXE10, 2.0-V6 Sedan	∅					⊕	802 436	∅			∅	280 881
		280 879						802 436	∅			∅	280 881

IS200 (New Zealand Only)													
10/02 ->	SportCross 2.0 Wagon	∅						∅				∅	312 927
		312 926						∅				∅	312 927

IS300													
09/01 - 10/05	JCE10, 3.0 Sedan	∅					⊕	802 436	∅			∅	280 881
		312 926						802 436	∅			∅	280 881

IS300 (New Zealand Only)													
10/01 ->	SportCross 3.0 Wagon	∅					⊕	802 436	∅			∅	312 927
		312 926						802 436	∅			∅	312 927

LS400													
04/90 - 11/94	UCF10, 4.0-V8 Sedan	∅						∅				∅	280 887
		280 883						∅				∅	280 887
11/94 - 11/00	UCF20, 4.0-V8 Sedan	∅						∅				∅	280 885
		280 883						∅				∅	280 885

		 Front					 Rear				
YEAR	VEHICLE DESCRIPTION	Shock Absorber	!	L/R	Mounts & Stops	!	Shock Absorber	!	L/R	Mounts & Stops	!

LEXUS

RX 330 / 350											
04/03 - 12/05	MCU38R 3.3 RX330 4x4 Wagon	⌚ 312 904		⊕			⌚ 312 901		⊕	⊕	802 360
03/06 ->	GSU35R 3.5 RX350 4x4 Wagon	⌚ 312 905		⊕			⌚ 312 902		⊕		

RX 300 (New Zealand Only)											
10/00 - 02/03	XU1 3.0 V6 FWD (Equipment Var. : ACU/MCU/SXU15)	⌚ 313 403		⊕			⌚ 312 882		⊕		
		⌚ 313 404		⊕			⌚ 312 883		⊕		
10/00 - 02/03	XU1 3.0 V6 FWD (Equipment Var. : SXU10)	⌚ 313 403		⊕			⌚ 312 884		⊕		
		⌚ 313 404		⊕			⌚ 312 885		⊕		

SC300, SC400 (Soarer)											
05/91 - 01	JZZ30, UZZ30 Coupe	⌚ 310 973					⌚ 310 974				

MAZDA




121											
03/87 - 12/90	DA 1.3L Sedan	⌚ 200 985	▼	⊕			⌚ 200 970				
		⌚ 200 986	▼	⊕							
12/90 - 11/96	DB Sedan	⌚ 200 981		⊕			⌚ 311 785				
		⌚ 200 982		⊕							

121 Metro											
10/96 ->	DW 1.3/1.5 Wagon (incl. ABS)	⌚ 280 698		⊕	⌚ 900 002		⌚ 280 701				
		⌚ 280 697		⊕							

2											
12/02 - 12/07	Neo, MaXX 1.5L Hatch (incl. Genki) (with oval front coil spring)	⌚ 312 867	59	⊕	⌚ 900 144		⌚ 311 898			⌚ 900 064	
		⌚ 312 868	59	⊕	⊕ 802 329					⊕ 802 389	
12/02 - 12/07	Neo, MaXX 1.5L Hatch (incl. Genki) (with round front coil spring)	⌚ 311 694	59	⊕	⌚ 900 144		311 898			⌚ 900 064	
		⌚ 311 695	59	⊕	⊕ 802 329					⊕ 802 389	
2007 ->	DE 1.5L 3 & 5 dr Hatch	⌚ TBA		⊕	⌚ 900 231		TBA			⌚ 900 064	
		⌚		⊕	⊕ 802 554						

3											
1/04-7/06	BK 2.0L, Sedan & Hatch (excl. SP23)	⌚ 313 415		⊕	⌚ 900 157		⌚ 313 419			⌚ 900 064	
		⌚ 313 411		⊕	⊕ 802 460						
07/06-09	BK 2.0L Neo,Maxx and Mazxx Sport Sedan/Hatch (excl. SP23, Diesel & MPS Turbo)	⌚ 313 415		⊕	⌚ 900 157		⌚ 313 419				
		⌚ 313 411		⊕	⊕ 802 460						
04/09 ->	BL 2.0L Neo,Maxx and Mazxx Sport Sedan/Hatch (excl. SP25)	TBA		⊕	⊕ 801 041 ▲		TBA				

323											
06/80 - 07/85	BD1011/12, BD1031/32, BD1051/52, 1.1/1.3/1.5 Sedan & Hatchback	⌚ 110 194		⊕	⌚ 900 111		⌚ 280 042		⊕	⌚ 900 111	
		⌚ 110 195		⊕			⌚ 280 043		⊕		
07/85 - 09/89	BFTPF, BFSFP, BF7PF, 1.1/1.3/1.5 Sedan & Hatchback (excl. 1.5XG, 4WD, adj. & rough road susp.)	⌚ 280 040		⊕	⌚ 900 111		⌚ 280 345			⌚ 900 111	
		⌚ 280 041		⊕							
11/85 - 88	BF3/5/7V, BF5W, BW12. 1.3/1.5 Wagon (excl. 4WD, adj. & rough road susp.)	⌚ 280 040		⊕	⌚ 900 111				⊕	⌚ 900 111	
		⌚ 280 041		⊕					⊕		
01/89 - 07/94	BG1/3/5/7, 2WD Sedan & Hatchback (excl. 4WD, adj. & rough road susp.)	⌚ 280 483			⌚ 900 095		⌚ 280 485			⌚ 900 095	
06/89 - 07/94	BG10P, Astina, Hatchback & Coupe (excl. 4WD, adj. & rough road susp.)	⌚ 280 487			⌚ 900 095		⌚ 280 485			⌚ 900 095	




 SACHS		 Front						 Rear					
YEAR	VEHICLE DESCRIPTION	Shock Absorber	!	L/R	h	Mounts & Stops	!	Shock Absorber	!	L/R	h	Mounts & Stops	!

MAZDA

323 - continued													
07/94 - 08/98	BA1, Protégé Sedan (excl. 4WD, e-adj. & rough road susp.)	☞ 312 675	☞	☞	☞	☞ 900 095		☞ 312 677	☞	☞	☞	☞ 900 111	
		☞ 312 676	☞	☞	☞	☞ 802 118		☞ 312 678	☞	☞	☞		
07/94 - 95	BA1, Protégé, Sedan with ABS To Chassis No. 151007 (excl. 4WD, e-adj. & rough road susp.)	☞ 200 146	☞	☞	☞	☞ 900 095		☞ 310 704	☞	☞	☞	☞ 900 111	
		☞ 200 147	☞	☞	☞	☞ 802 118		☞ 311 038	☞	☞	☞		
95 - 08/98	BA1, Protégé, with ABS Sedan From Chassis No. 151007 (excl. 4WD, e-adj. & rough road susp.)	☞ 312 675	☞	☞	☞	☞ 900 095		☞ 312 677	☞	☞	☞	☞ 900 111	
		☞ 312 676	☞	☞	☞	☞ 802 118		☞ 312 678	☞	☞	☞		
07/94 - 08/98	BA11P, Astina, 1.8 Hatchback & Notchback Coupe (incl. ABS)	☞ 312 675	☞	☞	☞	☞ 900 095		☞ 312 677	☞	☞	☞	☞ 900 111	
		☞ 312 676	☞	☞	☞	☞ 802 118		☞ 312 678	☞	☞	☞		
07/94 - 95	BA11P, Astina, 1.8 Hatchback & Notchback Coupe (incl. ABS) To Chassis No. 151007	☞ 200 146	☞	☞	☞	☞ 900 095		☞ 310 704	☞	☞	☞	☞ 900 111	
		☞ 200 147	☞	☞	☞	☞ 802 118		☞ 311 038	☞	☞	☞		
95 - 08/98	BA11P, Astina, 1.8 Hatchback & Notchback Coupe (incl. ABS) From Chassis No. 151007	☞ 312 675	☞	☞	☞	☞ 900 095		☞ 312 677	☞	☞	☞	☞ 900 111	
		☞ 312 676	☞	☞	☞	☞ 802 118		☞ 312 678	☞	☞	☞		
07/94 - 08/98	BA11F, Astina, 2.0-V6 Hatchback & Notchback Coupe (excl. ABS)	☞ 200 154	☞	☞	☞	☞ 900 095		☞ 200 158	☞	☞	☞	☞ 900 111	
		☞ 200 155	☞	☞	☞	☞ 802 118		☞ 200 159	☞	☞	☞		
07/94 - 95	BA11F, Astina, 2.0-V6 Hatchback & Notchback Coupe (incl. ABS) To Chassis No. 151007	☞ 200 162	☞	☞	☞	☞ 900 095		☞ 200 166	☞	☞	☞	☞ 900 111	
		☞ 200 163	☞	☞	☞	☞ 802 118		☞ 200 167	☞	☞	☞		
95 - 08/98	BA11F, Astina, 2.0-V6 Hatchback & Notchback Coupe (incl. ABS) From Chassis No. 151007	☞ 200 154	☞	☞	☞	☞ 900 095		☞ 200 158	☞	☞	☞	☞ 900 111	
		☞ 200 155	☞	☞	☞	☞ 802 118		☞ 200 159	☞	☞	☞		
09/98 - 06/02	BG10, BJ10 Protégé, 1.6/1.8 Sedan (Sway bar brkt is 105 mm from the base of the spring seat)	☞ 313 401	☞	☞	☞	☞ 900 095		☞ 313 626	☞	☞	☞	☞ 900 111	
		☞ 313 402	☞	☞	☞			☞ 313 627	☞	☞	☞		
09/98 - 06/02	BJ10M/P/S Astina, 1.6/1.8/2.0 Hatchback (Sway bar brkt is 105 mm from the base of the spring seat)	☞ 313 401	☞	☞	☞	☞ 900 095		☞ 313 626	☞	☞	☞	☞ 900 111	
		☞ 313 402	☞	☞	☞			☞ 313 627	☞	☞	☞		
09/98 - 06/02	BJ10 M/P/S, Astina 1.6/1.8/2.0 Sedan & Hatchback (Sway Bar brkt is 34 mm from the base of the spring seat)	☞ 313 588	☞	☞	☞	☞ 900 095		☞ 313 626	☞	☞	☞	☞ 900 111	
		☞ 313 589	☞	☞	☞			☞ 313 627	☞	☞	☞		
07/02 - 12/03	BJ10P/S, Astina & Protege 1.8/2.0 Sedan & Hatchback (Sway Bar brkt is 34 mm from the base of the spring seat)	☞ 313 588	☞	☞	☞	☞ 900 095		☞ 313 626	☞	☞	☞	☞ 900 111	
		☞ 313 589	☞	☞	☞			☞ 313 627	☞	☞	☞		

6													
08/02 - 04/07	GG/GY, 2.3i 16V Sedan, Hatchback & Wagon (excl. self-levelling rear susp.)	☞ 313 854	☞	☞	☞	☞ 900 158		☞ 313 856					
		☞ 313 855	☞	☞	☞	☞ 802 362							
2008 ->	GH 2.5L Petrol /2.2L Diesel Hatch, Sedan & Wagon	☞ 314 669	☞	☞	☞			☞ 314 664					
		☞ 314 668	☞	☞	☞								

626													
02/83 -10/87	GC Sedan, Hatchback & Coupe (excl. adj. susp.)	☞ 290 657	Oil	☞	☞	☞ 900 095		☞ 290 661	Oil	☞	☞	☞ 900 095	
		☞ 290 658	Oil	☞	☞					☞	☞		
05/87-12/91	GD Sedan & Hatchback (excl. 4WS & adj. susp.)	☞ 290 533	▼	☞	☞	☞ 900 098		☞ 290 537		☞	☞	☞ 900 095	
		☞ 290 534	▼	☞	☞	☞ 802 119				☞	☞	☞ 802 099	
05/87 - 08/97	GV, FWD Wagon (excl. adj. & 20mm raised susp, 4WD & 4WS)	☞ 290 533	▼	☞	☞	☞ 900 098		☞ 312 270		☞	☞		
		☞ 290 534	▼	☞	☞	☞ 802 119				☞	☞	☞ 802 099	
01/92 - 93	GE1, 2.0L/2.2L Sedan & Hatchback To Chassis no: 271863 (excl. raised susp.)	☞ 280 955	☞	☞	☞	☞ 900 095		☞ 280 956		☞	☞	☞ 900 095	
		☞ 280 954	☞	☞	☞					☞	☞		
93 - 08/97	GE1, 2.0L/2.2L Sedan & Hatchback From Chassis no: 271863 (excl. 4WS, 4x4 & raised susp.)	☞ 280 955	☞	☞	☞	☞ 900 095				☞	☞	☞ 900 095	
		☞ 280 954	☞	☞	☞					☞	☞		
05/92 - 08/97	GE 1, 2.5V6, Sedan & Hatchback (excl. raised susp. & 4 wheel steer GE7)	☞ 280 955	☞	☞	☞	☞ 900 095		☞ 280 956		☞	☞	☞ 900 095	
		☞ 280 954	☞	☞	☞					☞	☞		
05/92 - 08/97	GE7 4WS, 2.5V6 Sedan & Hatchback (excl. raised susp.)	☞ 280 955	☞	☞	☞	☞ 900 095		☞ 312 871		☞	☞	☞ 900 095	
		☞ 280 954	☞	☞	☞					☞	☞		

 SACHS		 Front					 Rear						
YEAR	VEHICLE DESCRIPTION	Shock Absorber	!	L/R	h	Mounts & Stops	!	Shock Absorber	!	L/R	h	Mounts & Stops	!

MAZDA

626 - continued

08/97 - 08/02	GF1, FWD, 2.0 Sedan & Hatchback (excl. rased suspension)	Shock Absorber	280 676	⊕	⊕	Mounts & Stops	900 095	Shock Absorber	280 694	⊕	⊕	Mounts & Stops	900 095
		Shock Absorber	280 675	⊕	⊕	Mounts & Stops		Shock Absorber	280 693	⊕	⊕	Mounts & Stops	
01/98 - 08/02	GW1, FWD, 2.0 SWagon (excl. self-levelling & rased susp.)	Shock Absorber	280 676	⊕	⊕	Mounts & Stops	900 095	Shock Absorber	280 684	⊕	⊕	Mounts & Stops	
		Shock Absorber	280 675	⊕	⊕	Mounts & Stops		Shock Absorber	280 683	⊕	⊕	Mounts & Stops	

929

12/86-5/91	HC Sedan & Coupe (excl. adj. susp.)							Shock Absorber	200 827				
------------	--	--	--	--	--	--	--	----------------	---------	--	--	--	--

CX7

11/06 ->	ER 2.3L Turbo AWD	Shock Absorber	TBA	▲	⊕			Shock Absorber	TBA	▲			
		Shock Absorber	TBA	▲	⊕			Shock Absorber					
11/09 ->	ER 2.5L & 2.2L Diesel FWD	Shock Absorber	TBA	▲	⊕			Shock Absorber	TBA	▲			
		Shock Absorber	TBA	▲	⊕			Shock Absorber					

CX9

2007 ->	TB 3.7 V6 AWD Wagon	Shock Absorber	TBA	▲	⊕			Shock Absorber	TBA	▲			
		Shock Absorber	TBA	▲	⊕			Shock Absorber					

Eunos

10/92 - 02/97	30X, EC10, 1.8L V6 Coupe	Shock Absorber	280 487					Shock Absorber	280 485				
---------------	--------------------------	----------------	---------	--	--	--	--	----------------	---------	--	--	--	--

MX5

10/89 - 12/97	NA3, 1.6/1.8, incl. ABS Convertible	Shock Absorber	290 013			Mounts & Stops	900 074	Shock Absorber	290 014			Mounts & Stops	900 074
03/98 - 08/05	NB3, 1.8 incl. ABS, Sports susp. Convertible (excl. limited edition)	Shock Absorber	280 707					Shock Absorber	280 709				900 074
03/05 ->	NC, 2.0 incl. Sports susp. Convertible (excl. limited edition)	Shock Absorber	313 795	⊕				Shock Absorber	313 796				

MX6

10/87 - 10/91	GD Coupe (excl. 4WS)	Shock Absorber	290 533	▼	⊕	Mounts & Stops	900 098	Shock Absorber	290 537			Mounts & Stops	900 095
		Shock Absorber	290 534	▼	⊕	Mounts & Stops		Shock Absorber				Mounts & Stops	
02/92 ->	GE Coupe 2.5 24V (excl. 4WS)	Shock Absorber	280 955		⊕	Mounts & Stops	900 095	Shock Absorber	280 956			Mounts & Stops	900 095
		Shock Absorber	280 954		⊕	Mounts & Stops		Shock Absorber				Mounts & Stops	
02/92 ->	GE Coupe 2.5 24V (excl. adj. susp., 4x4 and 4WS)	Shock Absorber	280 955		⊕	Mounts & Stops	900 095	Shock Absorber	312 871			Mounts & Stops	900 095
		Shock Absorber	280 954		⊕	Mounts & Stops		Shock Absorber				Mounts & Stops	

Premacy




07/99 ->	CP, 1.9 MPV (to Chassis No. 151176)	Shock Absorber	280 712		⊕			Shock Absorber	280 716		⊕		
		Shock Absorber	280 711		⊕			Shock Absorber	280 715		⊕		
07/99 ->	CP, 1.9 MPV (from Chassis No. 151176)	Shock Absorber	313 588		⊕	Mounts & Stops	900 095	Shock Absorber	280 716		⊕		
		Shock Absorber	313 589		⊕	Mounts & Stops		Shock Absorber	280 715		⊕		
11/01 ->	CP10P, 2.0 Wagon	Shock Absorber	313 588		⊕	Mounts & Stops	900 095	Shock Absorber	280 716		⊕		
		Shock Absorber	313 589		⊕	Mounts & Stops		Shock Absorber	280 715		⊕		

RX8

07/03 ->	Rotary Engine Coupe (not E-adj. susp.)	Shock Absorber	313 793	⊕				Shock Absorber	313 794				
----------	--	----------------	---------	---	--	--	--	----------------	---------	--	--	--	--

Tribute

02/01 - 12/03	2.0L (M) 3.0V6 4x4 Wagon all	Shock Absorber	312 587		⊕			Shock Absorber	312 589				
		Shock Absorber	312 588		⊕			Shock Absorber					
01/04 - 05/08	2.3L, 3.0V6 4x4 Wagon all	Shock Absorber	TBA	▲	⊕			Shock Absorber	312 589				
		Shock Absorber	TBA	▲	⊕			Shock Absorber					

		 Front					 Rear						
YEAR	VEHICLE DESCRIPTION	Shock Absorber	!	L/R	h	Mounts & Stops	!	Shock Absorber	!	L/R	h	Mounts & Stops	!

MAZDA CMV




B-Series/Bravo													
71 - 12/84	B1600, B1800, B2000 Ute	⊥						⊥					
			311 506						311 527				
85 - 03/96	B1800, B2000, B2200, B2500, B2600 (incl. Bravo) 2WD Ute	⊥						⊥					
			313 140						311 518				
87 - 03/96	B2500, B2600 (incl. Bravo) 4WD, All Ute	⊥						⊥					
			312 842						312 841				
			314 061	HD									
04/96 - 02/99	B2600, B2500D, 2WD Ute	⊥						⊥					
			313 140						311 518				
04/96 - 02/99	B2600, B2500D, 4WD Ute	⊥						⊥					
			312 842						312 841				
			314 061	HD									
03/99 - 11/02	B2600 2.6L Petrol & B2500 2.5L T/diesel, 2WD Ute	⊥						⊥					
			313 140						TBA				
03/99 - 11/02	B2600 2.6L Petrol & B2500 2.5L T/diesel, 4WD Ute	⊥						⊥					
			312 842						312 841				
			314 061	HD									
11/02 - 11/06	B2600 2.6L Petrol & B2500 2.5L T/diesel, 2WD Ute	⊥						⊥					
			313 140						TBA				
11/02 - 11/06	B2600 2.6L Petrol & B2500 2.5L T/diesel, 4WD Ute	⊥						⊥					
			312 842						312 841				
			314 061	HD									
11/06 ->	BT-50 3.0L Turbo Diesel All cabs, 2WD 4WD	⊥						⊥					
			TBA	▲					TBA	▲			
11/06 ->	BT-50 2.5L Turbo Diesel All cabs 2WD	⊥						⊥					
			TBA	▲					TBA	▲			

E-Series													
05/81 - 12/83	E1300, E1400, E1600, E2200 Van (Dual rear wheels)	⊥						⊥					
			311 506						311 519				
05/78 - 05/81	E1600 (incl. round headlights) Van	⊥						⊥					
			311 506						311 519				
05/78 - 05/81	E2200 (incl. round headlights) Van	⊥						⊥					
			311 506										
09/83 - 10/97	E1400 (Single & dual rear wheels), E1800, E2000, E2200 (Single rear wheels) Van	⊥						⊥					
			310 038	Oil					311 518				
09/83 - 10/97	E1800, E2000, E2200 (Dual rear wheels) Van	⊥						⊥					
			310 038	Oil					311 519				
10/97 - 10/99	E2000 & E2500 Van	⊥						⊥					
			311 506						311 519				
10/99 - 07/06	E2000 Van SH	⊥						⊥					
			TBA						TBA				

MPV													
10/93 - 08/99	LV10E, LV10E 3.0-V6 Wagon (excl. self-levelling rear susp.)	⊥						⊥					
			312 852						312 854				
			312 853										
08/99 - 06/02	LW10G, 2.5-V6 Wagon	⊥						⊥					
			312 160						310 881				
			312 161										
08/99 - 02/03	LW10J1, 3.0-V6 Wagon	⊥						⊥					
			312 160						310 881				
			312 161										
03/03 ->	LW10J3, 3.0-V6 Wagon	⊥						⊥					
			312 906						310 881				
			312 907										
MPV (New Zealand Only)													
05/96 - 09/99	LV 3.0i V6, 2.5 TD	⊥						⊥					
			230 448	Oil					230 451	Oil			
			230 447	Oil									

MERCEDES BENZ

190 Series (W110)													
61 - 67	190C, 190DC (W110) Wagon	⊥						⊥					
			603 102						604 102				
62 - 65	190C, 190DC (W110) Sedan	⊥						⊥					
			603 102						604 102				

		 Front					 Rear						
YEAR	VEHICLE DESCRIPTION	Shock Absorber	!	L/R	h	Mounts & Stops	!	Shock Absorber	!	L/R	h	Mounts & Stops	!

MERCEDES BENZ

180, 190 (W201) with standard suspension

01/86 - 03/94	E1.8, E2.0, E2.3, E2.6, E2.5D Sedan	h 115 071				⊙ 802 032		h 106 880					
						h 900 012							

190 (W201) with Sport suspension

01/86 - 03/94	E1.8, E2.0, E2.3, E2.6, E2.5D Sedan	h 115 070				⊙ 802 032		h 106 878					
		0305CA ⊕				h 900 012							

190 (W201) with off-road suspension

01/86 - 03/94	E1.8, E2.0, E2.3, E2.6, E2.5D Sedan	h 115 069	△			⊙ 802 032		h 106 879	△				
		0305CA ⊕				h 900 012							

200 Series (W110, W111)

60 - 65	220B (W111) Sedan	h 603 102						h 604 102					
		h 170 581			⊕								
61 - 65	220B, 220SB, (W110) Wagon	h 603 102											

200 Series (W110, W111)

65 - 67	200, 200D, 230 (W111) Sedan	h 603 102						h 604 102					
		h 170 581			⊕								
65 - 67	200, 200D, 230, 230S (W110) Wagon	h 603 102											

200 Series (W114, W115)

68 - 78	220, 220D (W115) Wagon	h 633 703						h 634 602					
68 - 79	220D (W115) Sedan (LWB)	h 633 703											
01/68 - 12/76	200, 200D, 220, 220D, 230 (W115) Sedan	h 633 703						h 634 602					
		h 170 581			⊕								
73 - 76	250, 250C, 250CE (W114) Sedan	h 633 703						h 634 602					
		h 170 581			⊕								
73 - 76	230/4, 240D, 280C, 280CE, 280E (W114, W115) Sedan	h 633 703						h 634 602					
		h 170 581			⊕								
73 - 78	240D, 230/4 (W115) Wagon	h 633 703						h 634 602					

200 Series (W123)

76 - 07/86	230, 230E, 240D, 250, 280E, 300D Sedan	h 101 705						h 007 304					
76 - 07/87	All Sedan	h 170 581			⊕								

200 Series (W124)

02/86 - 02/96	220E, 230E, 260E (From chassis no. B598787) 300E, 300D, 320E Sedan (excl. Esprit, Sportline)	h 115 069				⊙ 802 459		h 106 878					
		0305CA ⊕				h 900 012							

A-Class (W168)




10/98 - 12/04	A140, A160, A190 (W168) Hatchback (incl. Sport suspension)	h 553 669				⊙ 802 271		h 553 665					
---------------	---	-----------	--	--	--	-----------	--	-----------	--	--	--	--	--

A-Class (W169)

04/05 ->	A150, A170, A200 (W169) Hatchback (incl. Sport suspension)	h 313 011				⊙ 802 559		h 313 012					
----------	---	-----------	--	--	--	-----------	--	-----------	--	--	--	--	--

B-Class (W245)

03/05 ->	B180, B200, Turbo Petrol & Diesel	h 313 015				⊙ 802 559		TBA					
----------	-----------------------------------	-----------	--	--	--	-----------	--	-----	--	--	--	--	--

		 Front					 Rear								
YEAR	VEHICLE DESCRIPTION	h	Shock Absorber	!	L/R	h	Mounts & Stops	!	h	Shock Absorber	!	L/R	h	Mounts & Stops	!

MERCEDES BENZ

C-Class (W202) (incl. Sport suspension)

03/94 - 05/00	C180 Sedan	∅	170 450						∅	170 451					
01/96 - 05/00	C200 Sedan		0305CA	⊕											
02/94 - 11/96	C220 Sedan														
11/96 - 08/97	C230 Sedan														
09/97 - 05/00	C240 Sedan														
10/94 - 11/96	C250D Sedan														
11/96 - 05/00	C250D Turbo - Incl. Esprit, Sportline Sedan														
03/94 - 05/00	C280 - Incl. Esprit, Sportline Sedan														

C-Class (S202/W202) Wagon

10/96 - 05/00	C200 T Wagon	∅	125 569						∅	125 348					
11/00 - 04/01	C200 T Kompressor Wagon	∅	125 346	SP					∅	125 350	SP				
09/97 - 04/01	C240 T Wagon														

C-Class (W203)

11/00 - 11/02	C180 Sedan	⌚	300 138			⊕	802 251		∅	553 870					
10/02 ->	C180 Kompressor Sedan	⌚	553 871	SP,17		⌚	900 123								
11/00 ->	C200 Kompressor Sedan					⌚	900 124	SP							
03/01 ->	C220 Cdi Sedan														
08/05 ->	C230 Sedan														
11/00 - 07/05	C240 Sedan	⌚	300 138			⊕	802 251		∅	553 870					
11/00 - 07/05	C320 Sedan	⌚	553 871	SP,17		⌚	900 123								
08/05 ->	C350 Sedan	⌚	300 139	SP,18		⌚	900 124	SP							

C-Class (S203/W203) Wagon

01/01 ->	C200 Kompressor Wagon	⌚	300 138			⊕	802 251		∅	553 870					
		⌚	300 139	SP		⌚	900 123								
						⌚	900 124	SP							

C-Class (CL203)




03/01 - 12/02	C180 Coupe	⌚	300 138			⊕	802 251		∅	553 870					
10/02 ->	C180 Kompressor Coupe	⌚	553 871	SP		⌚	900 123		∅	553 870	SP				
03/01 ->	C200 Kompressor Coupe					⌚	900 124	SP							
10/02 - 12/05	C230 Kompressor Coupe														
01/04 - 12/05	C320 Coupe														

CLK (C208)

10/97 - 10/00	CLK 200 Coupe	∅	553 721						∅	553 713					
10/00 - 07/02	CLK 200 Kompressor Coupe														
10/97 - 07/02	CLK 230 Kompressor Coupe														
	CLK 320 Coupe														
10/99 - 07/02	CLK430 Kompressor Coupe														
02/00 - 07/02	CLK55 AMG Coupe														

CLK (A208) (with Sport suspension)

03/98 - 10/00	CLK 200 Cabriolet	∅	553 721						∅	553 717					
10/00 - 12/03	CLK 200 Kompressor Cabriolet														
03/98 - 04/02	CLK 230 Kompressor Cabriolet														
03/98 - 04/02	CLK 320 Cabriolet														
01/00 - 04/02	CLK430 Kompressor Cabriolet	∅	553 721						∅	553 713					

		 Front					 Rear						
YEAR	VEHICLE DESCRIPTION	Shock Absorber	!	L/R	h	Mounts & Stops	!	Shock Absorber	!	L/R	h	Mounts & Stops	!

MERCEDES BENZ

CLK (C209) Coupe / Cabriolet													
06/04 ->	CLK 200 Kompressor	⌚	300 138					⊙	802 251		⌚	310 618	
02/03 - 12/05	CLK240	⌚	300 139	SP				⌚	900 123		⌚	310 859	SP ▼
	CLK320							⌚	900 124	SP			
06/04 ->	CLK500												

CLK (A209) Cabriolet													
10/05 ->	CLK 200 Kompressor	⌚	300 138					⊙	802 251		⌚	310 618	
03/03 ->	CLK240	⌚	300 139	SP				⌚	900 123		⌚	310 859	SP ▼
03/03 - 12/05	CLK320							⌚	900 124	SP			
03/03 - 12/04	CLK500												
03/03 - 12/04	CLK55 AMG												

Estate (S123)													
06/80 - 07/86	230TE, 280TE, 300TD Wagon	⌚	101 705								⌚	102 805	⊙
06/80 - 07/86	All Estate	⌚	170 581			⊙							

Coupe (C123)													
11/77 - 2/86	280CE Coupe	⌚	101 705								⌚	007 304	
11/77 - 2/86	All Coupe	⌚	170 581			⊙							




E-Class (W124) Sedan													
09/93 - 02/96	E220, E280, E300D, E320 Sedan (excl. Esprit, Sportline)	⌚	115 069					⊙	802 459		⌚	106 878	
								⌚	900 012				
9/93 - 2/96	E220, E280, E300D Sedan Esprit & Sportsline, also vehicles with Sport or off-road susp., or increased spring tension	⌚	115 070					⊙	802 459		⌚	106 879	
								⌚	900 012				

E-Class (W124/S124) Wagon													
09/93 - 11/96	E220T, E280T Wagon	⌚	115 069					⊙	802 459		⌚	102 811	⊙
								⌚	900 012				

E-Class (S124) Wagon													
9/93 - 11/96	E220T, E280T Wagon	⌚	115 070					⊙	802 459		⌚	102 810	⊙
	For vehicles with Off-road suspension, or increased spring tension							⌚	900 012				

E-Class (W124/C124) Coupe													
09/93 - 07/97	E220, E320 Coupe (excl. Esprit, Sportline)	⌚	115 069					⊙	802 459		⌚	106 878	
								⌚	900 012				
9/93 - 7/97	E220, E320 Coupe For Esprit & Sportsline, also Sport- or Off-road susp., or incr'd spring tension	⌚	115 070					⊙	802 459		⌚	106 879	
								⌚	900 012				

E-Class (A124/W124) Cabriolet													
02/93 - 08/93	320CE, 162kW (excl. Esprit, Sportline) Cabriolet							⊙	802 459		⌚	106 878	
09/93 - 10/94	E320 162kW (excl. Esprit, Sportline) Cabriolet												
10/94 - 07/97	E220 110kW (excl. Esprit, Sportline) Cabriolet												

 SACHS		 Front					 Rear								
YEAR	VEHICLE DESCRIPTION	h	Shock Absorber	!	L/R	h	Mounts & Stops	!	h	Shock Absorber	!	L/R	h	Mounts & Stops	!

MERCEDES BENZ

E-Class (A124/W124) Cabriolet (with Sport suspension)

2/93 - 8/93	320CE, 162kW, Esprit, Sportline Cabriolet					☉	802 459		⊖	106 879					
9/93 - 10/94	E320CA, 162kW, Esprit, Sportline Cabriolet														
10/94 - 7/97	E220CA, 110kW, Esprit, Sportline Cabriolet														

E-Class (W210)

08/00 - 08/02	E200 Kompressor 120kW (excl. Avantgarde) Sedan	⊖	124 390						⊖	124 391					
08/00 - 08/02	E200 Kompressor 120kW Avantgarde Sedan	⊖	124 392						⊖	124 393					
02/96 - 05/98	E230, 110kW (To Chass. No. A219257) (excl. Avantgarde and ADS.) Sedan	⊖	124 390						⊖	124 391					
02/96 - 05/98	E230, 110kW (From Chass. No. A219258) (excl. Avantgarde and ADS.) Sedan	⊖	124 390						⊖	553 424					
01/98 - 00	E240, 125kW Sedan excl. Avantgarde and ADS.)	⊖	124 390						⊖	124 391					
11/99 - 00	E240, Avantgarde, 125kW Sedan	⊖	124 392						⊖	124 393					
11/99 - 00	E270 CDI, 125kW Sedan (excl. Avantgarde and ADS.)	⊖	124 390						⊖	124 391					
09/98 - 00	E280, 150kW Sedan (excl. Avantgarde and ADS.)														
07/97 - 12/99	E300D, Turbo Classic, 130kW Sedan (excl. Avantgarde and ADS.)														
11/99 - 00	E320, 165kW Sedan (excl. Avantgarde and ADS.)	⊖	124 390						⊖	124 391					
01/98 - 08/02	E430 205kW (excl. Avantgarde) Sedan	⊖	124 390						⊖	124 391					
01/98 - 08/02	E430 205kW Avantgarde Sedan	⊖	124 392						⊖	124 393					

E-Class Estate (S210)




10/96 - 05/98	E230T, 110kW Wagon (excl. Avantgarde and ADS)	⊖	124 390						Ⓔ	102 420	Ⓔ				
01/98 - 12/99	E240T, 125kW Wagon To Chass. No. A962231 (excl. Avantgarde and ADS)	⊖	124 392						Ⓔ	102 420	Ⓔ				
01/98 - 12/99	E240T, 125kW Wagon From Chass. No. A962232 (excl. Avantgarde and ADS)	⊖	124 390						Ⓔ	102 420	Ⓔ				

E-Class Estate (S210)

06/97 - 12/99	E320T, 165kW Wagon (excl. Avantgarde and ADS)	⊖	124 390						Ⓔ	102 420	Ⓔ				
07/97 - 12/99	E320T, Avantgarde Wagon (excl. ADS)	⊖	124 392						Ⓔ	102 422	Ⓔ				

E-Class (W211)

02/04 ->	E200 Kompressor Sedan 120kW (excl. Avantgarde)	⋆	312 563			☉	802 180		⊖	312 566					
08/02 - 08/05	E240 Sedan (excl. Avantgarde)	⋆	312 564	SP		⚡	900 188		⊖	312 568	SP				
	E270 CDI Sedan (excl. Avantgarde)					⚡	900 197	SP							
	E320 Sedan (excl. Avantgarde)														
	E500 Sedan (excl. Avantgarde)														
02/04 ->	E200 Kompressor Sedan 120kW Avantgarde	⋆	312 563			☉	802 180		⊖	312 567					
08/02 - 08/05	E240 Sedan Avantgarde	⋆	312 564	SP		⚡	900 188		⊖	312 568	SP				
	E270 CDI Sedan Avantgarde					⚡	900 197	SP							
	E320 Sedan Avantgarde														
08/02 ->	E500 Sedan Avantgarde														

		 Front					 Rear				
YEAR	VEHICLE DESCRIPTION	Shock Absorber	!	L/R	Mounts & Stops	!	Shock Absorber	!	L/R	Mounts & Stops	!

MERCEDES BENZ

E-Class Estate (W211/S211)

03/03 ->	E240 Wagon all grades	⊕	312 563		⊕	802 180	⊖	312 383			
	E320 Wagon all grades	⊕	312 564	SP	⊕	900 188	⊖	312 382	SP		
01/04 ->	E500 Wagon all grades				⊕	900 197	SP				
	E55 Wagon all grades										

G-Class

02/79 - 90	230G, 230GE, 280GE, 24GD, 250GD, 300GD - 4WD Closed Wagon	⊖	106 688	Oil			⊖	310 788	Oil		
------------	---	---	----------------	-----	--	--	---	----------------	-----	--	--

M-Class (W163)

09/98 - 03/03	ML 320 4WD Wagon	⊖	311 367				⊖	311 995			
03/99 - 11/01	ML 430 4WD Wagon										
02/00 - 08/05	ML 270 CDI 4Wd Wagon										
11/01 - 08/05	ML 500 4WD Wagon										
03/03 - 08/05	ML 350 4WD Wagon										

M-Class (W164)

2005 ->	ML 320 4WD Wagon ML 430 4WD Wagon ML 300 CDI 4WD Wagon ML 500 4WD Wagon ML 350 4WD Wagon		TBA					TBA			
---------	--	--	------------	--	--	--	--	------------	--	--	--

S-Class (W108/W109)

66 - 73	250S, 250SE, 280S, 280SE, 280SEL Sedan	⊖	603 102				⊖	604 102			
		⊖	170 581	⊕							
66 - 73	300 SEL Sedan	⊖	170 581	⊕							

S-Class (W116)

09/72 - 80	280S, 280SE, 280SEL, 350SEL, 450SE, 450SEL (excl. Hydropneumatic suspension)	⊖	101 945				⊖	007 304			
		⊖	170 581	⊕							

S-Class (W126)




02/81 - 04/93	280SE, 300SE, 300SEL, 380SE, 380SEL, 420SE, 420SEL Sedan	⊖	101 945				⊖	634 602			
							⊖	102 058	⊕		
02/81 - 04/93	All Sedan	⊖	170 581	⊕							

S-Class (C126)

02/82 - 03/86	380SEC, 420SEC, 500SEC Coupe	⊖	101 945				⊖	634 602			
02/82 - 03/86	All Coupe	⊖	170 581	⊕							

S-Class (W140)

03/92 - 09/93	300SE, 400SE, 400SEL Sedan	⊖	312 264				⊖	312 782			
10/95 - 04/99	S280, 142kW Sedan										
09/93 - 04/99	S320, 170kW Sedan S420 Sedan										
09/93 - 01/94	S420L, 214kW Sedan										
03/92 - 08/93	600SEL, 300kW Sedan	⊖	312 264				⊖	102 309	⊕		
09/93 - 04/99	S500L, 235kW Sedan	⊖	312 264				⊖	312 782			
09/93 - 04/99	400SE, 400SEL, S500L, 235kW (incl. ride-height adjust.) Sedan	⊖	312 264				⊖	102 309	⊕		

 SACHS		 Front					 Rear								
YEAR	VEHICLE DESCRIPTION	h	Shock Absorber	!	L/R	h	Mounts & Stops	!	h	Shock Absorber	!	L/R	h	Mounts & Stops	!

MERCEDES BENZ

S-Class (W140) - continued

09/93 - 04/99	400SE, 400SEL, S500L, 235kW Sedan To Chass. No. A212244 Electronic susp. control	∅	312 264						∅	102 311	⊗				
09/93 - 04/99	400SE, 400SEL, S500L, 235kW Sedan From Chass. No. A212245 Electronic susp. control	∅	312 264						∅	102 397	⊗				

S-Class Coupe (C140) (with standard suspension only)

02/93 - 08/93	500SEC, 235kW Coupe	∅	312 264						∅	312 782					
09/93 - 10/96	S500C, 235kW Coupe														
11/96 - 07/98	CL500, 235kW Coupe														

SL (R107)

74 - 85	280SL, 280SLC Coupe (excl. hydropneumatic susp.)	∅	633 703						∅	634 602					
12/80 - 03/86	380SL, 145kW Convertible														
80 - 89	500SL (excl. hydropneumatic susp.)														
85 - 89	300SL, 420SL (excl. hydropneumatic susp.)														
75 - 03/86	R107 Coupe & Convertible all	∅	170 581	⊗											

SL (R129)

07/90 - 11/01	500SL, 245kW Convertible To Chass. No. F054767 (excl. Vehicles with self-levelling system)	⚡	200 046						∅	200 048					
07/90 - 11/01	500SL, 245kW Convertible From Chass. No. F054768 (excl. Vehicles with self-levelling system)	⚡	200 047						∅	200 048					
11/95 - 04/99	280SL, 142kW Convertible To Chass. No. F127545 (excl. Vehicles with self-levelling system)	⚡	200 047						∅	200 048					
03/99 - 11/01	320SL, 165kW Convertible	⚡	200 047						∅	200 048					
07/90 - 11/01	280, 300, 320 500SL Convertible (Vehicles with self-levelling system)	⚡	200 047						∅	102 520	⊗				

SLK (R170)

10/97 - 06/00	SLK200, 100kW Convertible	∅	125 364						∅	125 366					
07/00 - 05/04	SLK 200. Kompressor, 120kW Convertible														
02/97 - 05/04	SLK230, Kompressor, 142kW & 145kW Convertible														
07/00 - 05/04	SLK320, 160kW Convertible														

SLK (R171)

06/04 ->	SLK200 Kompressor, 120kW Roadster	⚡	312 838						⚡	312 839					
06/05 ->	SLK280, 170kW Roadster														
06/04 ->	SLK350, 200kW Roadster														




MERCEDES BENZ CMV

MB Series

11/99-01/05	MB100, MB120 Van	∅	112 096	Oil					∅	112 098	Oil				
11/99-01/05	MB140, MB160 Van	∅	112 097	Oil					∅	112 099	Oil				

Sprinter

01/02 - 09/06	208 CDi Van	⚡	115 906			⚡	900 085		∅	290 378	HD				
06/00 - 09/06	308 CDi Van & Cab-Chassis	⚡	115 907	HD											
01/98 - 12/00	308 D Van	⚡	115 904	16											

		 Front					 Rear						
YEAR	VEHICLE DESCRIPTION	Shock Absorber	!	L/R	h	Mounts & Stops	!	Shock Absorber	!	L/R	h	Mounts & Stops	!

MERCEDES BENZ CMV

Sprinter - continued

04/05 - 09/06	311 CDi Van & Cab-Chassis												
01/98 - 06/00	312 D Van & Cab-Chassis												
06/00 - 09/06	313 CDi Van & Cab-Chassis												
01/03 - 09/06	316 CDi Van & Cab-Chassis												
01/98 - 06/00	412 D Van & Cab-Chassis	⚙️	115 906			⚙️	900 085	⊕	200 159				
06/00 - 09/06	413 CDi Van & Cab-Chassis	⚙️	115 907	HD									
01/03 - 09/06	416 CDi Van & Cab-Chassis	⚙️	115 904	16									
10/06 ->	309 CDi, 315 CDi, 318 Cdi Van & Cab-Chassis		TBA			⚙️	900 183		314 608				
			TBA			⊕	802 419						

Vito & Viano

01/98 - 03/04	638, 113 2.0i Van	⚙️	310 016			⚙️	900 009	⊕	313 970				
	638, 108D 2.3D Van					⚙️	801 013	⊕	290 043	⚖️			
	638, 108CDI 2.2DT Van					⊕	802 068						
	638, 112 CDI 2.1DT Van					⊕	802 268						
04/04 ->	639, 109 CDI 2.1DT Van	⚙️	311 645			⚙️	900 194	⊕	311 646				
	639, 115 CDI 2.1DT					⊕	802 330	⊕	311 648	⚖️			
	639, 119 P 3.2i												
04/04 ->	639, 109 CDI 2.1DT Bus	⚙️	311 645			⚙️	900 194	⊕	311 647				
	639, 115 CDI 2.1DT					⊕	802 330	⊕	311 648	⚖️			
	639, 119 P 3.2i												

MINI

Cooper

02 - 08	R50,R52, R53 Cooper & Cooper S Sedan, Convertible, 1.6i Hatchback (incl. Sport suspension, excl. 1.6S)	⚙️	290 236	⊕		⚙️	900 141	⊕	290 238	⚙️	900 142		
		⚙️	290 237	⊕	⊕	⊕	802 250			⊕	802 398		
2008 ->	R55,R56 R57 Clubman, Wagon and Convertible	⚙️	313 739	⊕		⚙️	900 141	⚙️	313 741	⊕	900 142		
		⚙️	313 738	⊕	⊕	⊕	802 444	⚙️	313 740	⊕	802 398		

MINI

380

09/05 - 04/08	3.8V6 Sedan (all grades)	⚙️	TBA	▲				⊕	312 170				
		⚙️	TBA	▲									




Aspire (See under Lancer)

ASX

06/10 ->	2WD 2.0 Petrol Wagon		TBA						TBA				
06/10 ->	4WD Petrol and 1.8 Turbo Diesel		TBA						TBA				

Challenger

12/97 - 07/00	K96(PA) 3.0-V6 4WD Wagon with rear Leaf suspension	⊕	290 005					⊕	200 043				
07/00 ->	K96(PA) 3.0-V6 4WD Wagon with rear Coil suspension	⊕	290 005					⊕	280 757				
12/09 ->	PB 2.5L Turbo 4WD Wagon		TBA						TBA				

 SACHS		 Front					 Rear						
YEAR	VEHICLE DESCRIPTION	Shock Absorber	!	L/R	h	Mounts & Stops	!	Shock Absorber	!	L/R	h	Mounts & Stops	!

MITSUBISHI

Colt													
01/81 - 10/82	RA Sedan & Hatchback	!						⊕				312 037	
10/82 - 06/90	RB, RC, RD, RE Sedan & Hatchback	⊕	230 007			⊕	900 097	⊕				312 037	
06/05 ->	RG 1.5l Hatchback	⊕	TBA	▲				⊕				TBA	▲




Colt (New Zealand Only)														
6/04 ->	VI 1.1, 1.3, 1.5, 1.5 DI-D	⊕	313 189		⊕	900 151		⊕				313 192	⊕	900 161
		⊕	313 188		⊕			⊕						

Cordia													
04/83 - 07/89	AA, AB, AC Hatchback	⊕	110 249	Oil		⊕	900 097	⊕				312 037	

Galant													
71 - 76	GA, GB, GC, GD Sedan	!	310 951	Oil		⊕	900 097						
71 - 76	GB, GC, GD Wagon	!	310 951	Oil		⊕	900 097						
05/89 - 03/93	HG, HH Sedan & Hatchback	⊕	290 531			⊕	900 095	⊕				290 543	
04/93 - 96	HJ, 2.0/2.0-V6 Sedan & Hatchback (incl. 4WD & 4WS, excl. e-adj. susp. & VR-4)	⊕	280 960					⊕				280 961	

Grandis													
05/04 - 05/09	BA 2.4L Wagon incl. VRX	⊕	TBA		⊕			⊕				TBA	
		⊕	TBA		⊕								

Lancer													
77 - 81	LB, LC Sedan & Hatchback	!	310 951	Oil		⊕	900 097						
80 - 83	LQ, LR, LS, LT Coupe (New Zealand)	!	310 951	Oil		⊕	900 097						
09/88 - 09/92	CA, CB Sedan & Hatchback	⊕	312 471					⊕				312 463	
09/92 - 07/96	CC Hatchback	⊕	312 471					⊕				312 463	
10/92 - 07/96	CC, 1.5/1.6/1.8 Sedan & Coupe (excl. 4WD, GSR Turbo)	⊕	290 781		⊕			⊕				230 003	
		⊕	290 780		⊕								
10/93 - 07/96	CC, 1.8 (excl. 4WD S/Wagon)	⊕	290 781		⊕			⊕				312 774	
		⊕	290 780		⊕								
08/94 - 02/96	CC, 1.8 Turbo, 4WD GSR Sedan	⊕	230 175		⊕			⊕				230 003	
		⊕	230 174		⊕								
08/96 - 07/03	CE, (CJ2/5A, CK2/5A) 1.5/1.6/1.8 Sedan & Coupe	⊕	230 131	20	⊕			⊕				230 003	
		⊕	230 130	20	⊕								
06/02 - 08/03	CG Sedan (excl. VRX)	⊕	312 890			⊕	900 046					TBA	▲
						⊕	802 403					⊕	900 214
												⊕	802 297
06/02 - 07/03	CG VRX Sedan (both)	⊕	TBA	▲								TBA	▲
08/03 - 10/07	CH Sedan (excl. VRX)	⊕	312 890			⊕	900 046					▲	⊕
						⊕	802 403						⊕
												⊕	900 214
												⊕	802 297
08/03 - 06/07	CH 2.0L Sedan (VRX only)	⊕	312 890			⊕	900 046					313 861	⊕
						⊕	802 403						⊕
												⊕	900 214
												⊕	802 297
04/08 ->	CH 2.0i & 2.4i Sportswagon & VRX Wagon	⊕	312 890			⊕	900 046					313 861	⊕
						⊕	802 403						⊕
												⊕	900 214
												⊕	802 297
11/07 ->	CJ, ES & VR 2.0L/2.4L & Aspire (excl. VRX & Ralliart)	⊕	TBA	▲	⊕			⊕				TBA	▲
		⊕		▲	⊕								⊕
													⊕
													⊕
11/07 ->	CJ VRX 2.4L, some 2.0L	⊕	TBA	▲	⊕			⊕				TBA	▲
		⊕		▲	⊕								⊕
													⊕
													⊕

 SACHS		 Front						 Rear							
YEAR	VEHICLE DESCRIPTION	h	Shock Absorber	!	L/R	h	Mounts & Stops	!	h	Shock Absorber	!	L/R	h	Mounts & Stops	!

MITSUBISHI




Magna / Diamante - NZ (Australian origin only)															
04/85 - 03/91	TM, TN, TP Sedan	h	110 249	Oil		h	900 097		h	290 543					
07/87 - 04/92	TN, TP Wagon	h	110 249	Oil		h	900 097		h	312 958					
04/91 - 03/96	TR, TS, 2.6/3.0-V6 Sedan	h	280 759	53		h	900 095		h	230 005					
05/92 - 02/97	TR, TS, 2.6/3.0-V6 Wagon	h	280 759	53		h	900 095		h	312 958					
04/96 - 08/00	TE, TF, TH, TJ, 2.4/3.0-V6/3.5-V6 Sedan (incl. Sport, VR-X)	h	312 173		⊕	h	900 095		h	310 886					
		h	312 174		⊕										
03/97 - 08/00	TE, TF, TH, TJ, 2.4/3.0-V6/3.5-V6 Wagon (incl. Sport, VR-X)	h	312 173		⊕	h	900 095		h	310 887					
		h	312 174		⊕										
09/97 - 08/00	TF & TH 3.0 & 3.5 V6 Sports Sedan	h	312 173		⊕	h	900 095		h	310 886					
		h	312 174		⊕										
08/00 - 06/02	TJ & TJII 3.5 V6 Sports & VRX Sedan	h	312 173		⊕	h	900 095		h	310 886					
		h	312 174		⊕										
11/02 - 08/03	TJII, MY03 3.5 V6 AWD & AWD Sport Sedan	h	312 173		⊕	h	900 095		h	310 886					
		h	312 174		⊕										
06/03 - 08/05	TL 3.5 V6 Sedan (incl. AWD and VR-X AWD)	h	312 173		⊕	h	900 095		h	310 886					
		h	312 174		⊕										
06/03 - 08/05	TL 3.5 V6 Wagon	h	312 173		⊕	h	900 095		h	310 887					
		h	312 174		⊕										

Mirage															
11/95 - 03/97	CE(CJ2A), 1.5 Hatchback (20 mm dia piston rod with Keyway)	h	230 131	20	⊕				h	230 003					
		h	230 130	20	⊕										
04/97 - 07/05	CE(CJ2A), 1.5 Hatchback (20 mm dia piston rod with Keyway)	h	312 864		⊕	⊙	802 296		h	230 003			⊙	802 297	
		h	312 865		⊕										

Mirage (New Zealand Only)															
05/9 - 03/97	1600 GLX (CJ4A) 1.6 Hatchback	h	230 131	20	⊕				h	230 003					
		h	230 130	20	⊕										
04/97 - 09/00	1600 GLX (CJ4A) 1.6 Hatchback	h	312 864		⊕	⊙	802 296		h	230 003			⊙	802 297	
		h	312 865		⊕										
09/00 - 07/05	1.6 Hatchback	h	312 864		⊕	⊙	802 296		h	230 003			⊙	802 297	
		h	312 865		⊕										

Nimbus															
05/84 - 01/92	UA, UB, UC Wagon	h	110 249	Oil		h	900 097		h	312 037					
10/91 - 05/96	2.4 i AWD (N34W) MPV	h	280 771						h	312 085					
01/92 - 11/98	UF, 2.3/2.3-16V Wagon (excl. 4WD)	h	312 571						h	312 085					
11/98 ->	UG (N84W/X), 2.3 Wagon (incl. 4WD)	h	280 774		⊕				h	280 777					
		h	280 773		⊕										

Outlander															
01/03 - 05/04	ZE 2.4i 4WD Wagon	h	314 004			h	900 046		h	314 031					
						⊙	802 403					⊙	802 297		
06/04 - 10/06	ZF, 2.4i & 3.0L LS LXS 4WD Wagon	h	314 004			h	900 046		h	314 031					
						⊙	802 403					⊙	802 297		
11/06 ->	ZG/ZH 2.4i, 3.0L V6 4WD Wagon (excl. sports susp. ie VR-X)	h	313 881		⊕				h	313 880					
		h	313 882		⊕										

		 Front						 Rear							
YEAR	VEHICLE DESCRIPTION	h	Shock Absorber	!	L/R	h	Mounts & Stops	!	h	Shock Absorber	!	L/R	h	Mounts & Stops	!

MITSUBISHI

Pajero															
83 - 05/91	NA-NF, NG 4WD Wagon (L042G, L043G, L044G SWB & LWB rear leaf spring)	⊥	311 511						∞	311 522					
									∞	313 919					
83 - 05/91	NF, NG 4WD Wagon (L141G, L144G, L146G, L149G SWB & LWB rear coil spring)	⊥	311 511						∞	200 044					
05/91 - 06/00	NH, NJ, NK, NL Wagon & 2D (rear coil spring)	∞	290 090						∞	290 091					
		∞	313 142	HD											
05/91 - 10/96	NH, NJ Wagon & 2D (V12,32,34,36 rear leaf spring)	∞	290 090						∞	311 522					
		∞	313 142	HD					∞	313 919					
05/00 - 11/02	NM (V75/76) 4WD Wagon S.W.B & L.W.B (rear coil spring)	∞	280 753						∞	280 755					
			TBA	HD					∞	313 144	HD				
11/02 - 08/03	NP V75W 3.5V6 Petrol 4WD Wagon LWB	∞	280 753						∞	280 755					
			TBA	HD					∞	313 144	HD				
11/02 - 09/06	NP V78W 3.2LT Turbo Diesel 4WD Wagon LWB	∞	280 753						∞	280 755					
			TBA	HD					∞	313 144	HD				
09/03 - 09/06	NP V77W 3.8 V6 Petrol Wagon LWB 4WD	∞	280 753						∞	280 755					
			TBA	HD					∞	313 144	HD				
10/06 ->	NS 3.8 V6, 3.2L T/Diesel 4WD Wagon LWB	∞	280 753						∞	313 144	HD				
			TBA	HD											
1/09 ->	NT, 3.8 V6, 3.2L T/Diesel 4WD Wagon LWB/SWB	∞	280 753						∞	313 144	HD				
			TBA	HD											




Scorpion															
78 - 81	GE, GH Coupe	h	310 951	▼	Oil	⊕	900 095		∞	NLA					
81 - 85	GJ, GK Coupe	h	310 951	▼	Oil	⊕	900 095		∞	NLA					

Sigma															
77 - 80	Sigma GE Sedan	h	310 951	▼	Oil	⊕	900 095		∞	NLA					
77 - 80	Sigma GE Wagon	h	310 951	▼	Oil	⊕	900 095		∞	NLA					

Verada / Diamante - NZ (Australian origin only)															
03/91 - 09/96	KR, KS, 3.0-V6 (excl. e-adj. susp.) & V3000 (NZ) Sedan	⊕	280 759	53			⊕	900 095		∞	230 005				
05/92 - 02/97	KR, KS (excl. adj. susp.) & V3000 (NZ) Wagon	⊕	280 759	53			⊕	900 095		∞	312 958				
10/96 - 06/03	KE, KF, KH, KJ, 3.0-V6/3.5-V6 Sedan	⊕	312 173		⊕		⊕	900 095		∞	310 886				
		⊕	313 174		⊕										
06/97 - 06/03	KE, KF, KH, KJ, 3.0-V6/3.5-V6 Wagon	⊕	312 173		⊕		⊕	900 095		∞	310 887				
		⊕	313 174		⊕										
11/02 - 09/03	03MY AWD Sedan	⊕	312 173		⊕		⊕	900 095		∞	310 886				
		⊕	313 174		⊕										
06/03 - 08/05	KL Ei, GTVi & Xi Sedan	⊕	312 173		⊕		⊕	900 095		∞	310 886				
		⊕	313 174		⊕										
06/03 - 08/05	KL Ei Wagon	⊕	312 173		⊕		⊕	900 095		∞	310 887				
		⊕	313 174		⊕										

MITSUBISHI CMV

Canter															
79 - 90	FE211,FE214, FE434, FE444, Truck	∞	290 420	▼					∞	290 156	▼				
90 - 11/97	FC434, 4WD, Truck	∞	290 420	▼											
90 - 11/97	FC432, Truck	∞	290 420	▼					∞	290 156	▼				

 SACHS		 Front					 Rear						
YEAR	VEHICLE DESCRIPTION	Shock Absorber	!	L/R	h	Mounts & Stops	!	Shock Absorber	!	L/R	h	Mounts & Stops	!

MITSUBISHI CMV

L200													
03/80 - 10/86	MA, MB, MC, MD (excl. 4WD) Ute	⊥						⊕					
			311 509						311 518				
06/81 - 10/86	MA, MB, MC, MD, 4WD Ute	⊥						⊕					
			311 511					⊕	311 522				
								⊕	313 918	HD			

L300													
11/81 - 10/86	All (excl. 4WD) Van							⊕					
									311 519				
83 - 10/86	SA, SB, SC, SD, SE, 4WD Van	⊥						⊕					
			311 511						311 519				

Express/Starwagon (L300)													
10/86 - 11/03	SF, SG, SH, SJ Express & Starwagon 2WD Van & Wagon	⊕						⊕					
			311 512						311 519				
10/86 - 11/03	SF, SG, SH, SJ Express & Starwagon, 4WD Van & Wagon	⊥						⊕					
			311 511						312 866				
03/06 ->	SJ 2.0/2.4L Van	⊕						⊕					
			311 512						311 519				

Triton													
12/86 - 10/96	ME, MF, MG, MH, MJ, All Ute	⊥						⊕					
			311 509						311 519				
12/86 - 10/96	ME, MF, MG, MH, MJ, (incl.V6) 4WD, Ute	⊥						⊕					
			311 511					⊕	311 522				
								⊕		HD	▲		
10/96 ->	MK (excl. 4WD) Ute	⊥						⊕					
			311 509						311 519				
11/96 - 6/06	MK (incl. V6) 4WD, Ute	⊕						⊕					
			311 512						311 522				
								⊕		HD	▲		
11/06 - 9/09	ML 4WD Ute, All models		TBA	▲					TBA	▲			
11/06 - 9/09	ML 2WD Ute, All models		TBA	▲					TBA	▲			
09/09 ->	MN 4WD Ute, All models		TBA	▲					TBA	▲			
09/09 ->	MN 2WD Ute, All models		TBA	▲					TBA	▲			




NISSAN

1200													
70 - 73	B110, Sedan	⊥	290 673	Oil	⊕	900 097		⊕	311 362	Oil			
70 - 73	VB110, Wagon	⊥	290 673	Oil	⊕	900 097		⊕	290 595	Oil			
70 - 73	KB110, Coupe	⊥	290 673	Oil	⊕	900 097							

120Y													
73 - 78	B210, Sedan	⊥	290 673	Oil	⊕	900 097		⊕	311 362	Oil			
73 - 78	VB210, Wagon & Van	⊥	290 673	Oil	⊕	900 097		⊕	290 595	Oil			
73 - 78	KB210, Coupe	⊥	290 673	Oil	⊕	900 097							

1600													
68 - 06/69	510, Sedan	⊥	310 012	▼ Oil	⊕	900 097		⊕	290 597	▼ Oil			
07/69 - 71	510, Sedan				⊕	900 097		⊕	290 597	▼ Oil			
71 - 72	510, Sedan	⊥	310 012	▼ Oil	⊕	900 097		⊕	290 597	▼ Oil			

180B													
72 - 77	610, Wagon	⊥	310 012	▼ Oil	⊕	900 097							
72 - 77	610, Sedan & Coupe	⊥	310 012	▼ Oil	⊕	900 097		⊕	290 597	▼ Oil			

 SACHS		 Front					 Rear				
YEAR	VEHICLE DESCRIPTION	Shock Absorber	!	L/R	Mounts & Stops	!	Shock Absorber	!	L/R	Mounts & Stops	!

NISSAN

180SX (Private Imports) / 200 SX (NZ Only)

90 - 93	S14, 1.8 Turbo Coupe	Shock Absorber	!	L/R	Mounts & Stops	!	Shock Absorber	!	L/R	Mounts & Stops	!
		280 780					280 783				
		280 779									

200B

77 - 81	810, Wagon	Shock Absorber	!	L/R	Mounts & Stops	!	Shock Absorber	!	L/R	Mounts & Stops	!
		310 012			Oil		900 097				
77 - 81	810, Sedan & Coupe (with rear beam axle)	Shock Absorber	!	L/R	Mounts & Stops	!	Shock Absorber	!	L/R	Mounts & Stops	!
		310 012			Oil		900 097		101 908	Oil	
77 - 81	810, Sedan & Coupe IRS	Shock Absorber	!	L/R	Mounts & Stops	!	Shock Absorber	!	L/R	Mounts & Stops	!
		310 012			Oil		900 097		101 908	Oil	

200SX

10/94 - 11/00	S14, 2.0 Turbo Coupe	Shock Absorber	!	L/R	Mounts & Stops	!	Shock Absorber	!	L/R	Mounts & Stops	!
		280 786					280 789				
		280 785									
11/00 - 03/03	S15, 2.0 Turbo Coupe	Shock Absorber	!	L/R	Mounts & Stops	!	Shock Absorber	!	L/R	Mounts & Stops	!
		312 104					312 106				
		312 105									

240K

72 - 77	Sedan & Coupe	Shock Absorber	!	L/R	Mounts & Stops	!	Shock Absorber	!	L/R	Mounts & Stops	!
		310 012					900 095				

300ZX

07/89 - 10/96	Z32, 3.0 Turbo Coupe (excl. adj. susp.)	Shock Absorber	!	L/R	Mounts & Stops	!	Shock Absorber	!	L/R	Mounts & Stops	!
		310 889					900 098		310 890		
		310 888									

350Z

10/03 ->	Z33, 3.5V6 Coupe & Roadster	Shock Absorber	!	L/R	Mounts & Stops	!	Shock Absorber	!	L/R	Mounts & Stops	!
		312 932					312 963				
		312 933									

Dualis




10/07 ->	J10 2.0L AWD	Shock Absorber	!	L/R	Mounts & Stops	!	Shock Absorber	!	L/R	Mounts & Stops	!
		314 037					314 039				
		314 038									
8/09 ->	J10 2.0L 2WD	Shock Absorber	!	L/R	Mounts & Stops	!	Shock Absorber	!	L/R	Mounts & Stops	!
		314 037					314 039				
		314 038									

Maxima

12/88 - 02/95	J30 Sedan (excl. E-adj. suspension)	Shock Absorber	!	L/R	Mounts & Stops	!	Shock Absorber	!	L/R	Mounts & Stops	!
		290 886					900 097		290 585		
		290 885									
02/95 - 12/99	A32, 3.0-V6 Sedan (excl. E-adj. suspension)	Shock Absorber	!	L/R	Mounts & Stops	!	Shock Absorber	!	L/R	Mounts & Stops	!
		290 086							310 032		
		290 087									
12/99 - 11/03	A33, 3.0-V6 Sedan (excl. E-adj. suspension)	Shock Absorber	!	L/R	Mounts & Stops	!	Shock Absorber	!	L/R	Mounts & Stops	!
		312 180							312 184		
		312 181									
12/03 - 3/09	J31 3.5V6 Sedan	Shock Absorber	!	L/R	Mounts & Stops	!	Shock Absorber	!	L/R	Mounts & Stops	!
		313 868							313 870		
		313 869									
4/09 ->	J32 2.5L/3.5l All	Shock Absorber	!	L/R	Mounts & Stops	!	Shock Absorber	!	L/R	Mounts & Stops	!
		TBA							TBA		
		TBA									

Micra

07/95 - 03/98	K11, 1.3 Hatchback	Shock Absorber	!	L/R	Mounts & Stops	!	Shock Absorber	!	L/R	Mounts & Stops	!
		170 417							170 420		
		170 418									
10/07 ->	K12, 1.4 Hatchback	Shock Absorber	!	L/R	Mounts & Stops	!	Shock Absorber	!	L/R	Mounts & Stops	!
		311 987					802 368		311 992		
		311 988					802 369				

 SACHS		 Front					 Rear				
YEAR	VEHICLE DESCRIPTION	Shock Absorber	!	L/R	Mounts & Stops	!	Shock Absorber	!	L/R	Mounts & Stops	!

NISSAN

Murano

09/05 - 01/09	Z50 3.5V6 AWD Wagon	⊥ 312 186		⊕			⊥ 312 188				
		⊥ 312 187		⊕							
02/09 ->	Z51 3.5V6 AWD Wagon										

Nomad

01/87 - 09/92	C22 2.4 Wagon (with coil spring rear susp.)	⊙ 312 624	▼	Oil			⊥ 230 166	▼	Oil		
---------------	--	-----------	---	-----	--	--	-----------	---	-----	--	--

NX/NXR

10/91 - 05/95	B13, 2.0 Coupe	⊥ 280 907		⊕	⊥ 900 095		⊥ 280 911		⊕	⊥ 900 097	
		⊥ 280 906		⊕			⊥ 280 910		⊕		

Pathfinder

86 - 10/95	WD21, 4WD Wagon (excl. e-adj. susp.)	⊥ 311 512					⊙ 311 522				
							313 918				
11/95 - 01/99	R50, 3.3 V6, WX RX & WX TI 4WD Wagon	⊥ 312 189		⊕			⊙ 230 471				
		⊥ 312 190		⊕			Mono tube				
02/99 - 10/01	R50 3.3 V6, WX II ST & WX II TI 4WD Wagon	⊥ 310 684		⊕			⊙ 310 688				
		⊥ 310 685		⊕							
11/01 - 06/05	R50 3.3 V6, WX II ST & WX II TI 4WD Wagon (incl. ABS)	⊥ 311 944		⊕			⊙ 310 688				
		⊥ 311 945		⊕							
07/05 ->	R51 4.0 V6, 2.5 T/D 4WD Wagon	⊥ 313 141					⊙ 313 785				

Patrol




02/88 - 11/97	GQ LWB & SWB Wagon	⊥ 290 166					⊙ 290 168				
		⊥ 313 136	HD				⊙ 313 135	HD			
08/89 - 11/97	GQ (coil spring only) Wagon, Hardtop & C/Chas	⊥ 290 166					⊙ 290 168				
		⊥ 313 136	HD				⊙ 313 135	HD			
88 - 07	GQ / GU (Leaf Spring) Wagon	⊥ 310 898					⊙ 310 899				
12/97 - 03/03	GU (Y61) 4WD, TB45, RD28, TD42/T, TB48E, ZD30T Wagon	⊥ 290 166					⊙ 290 168				
		⊥ 313 136	HD				⊙ 313 135	HD			
04/00 ->	GUII/GUIII/GUIV (Y61) 4WD, TB45, RD28, TD42/Ti, TB48E, ZD30T Wagon	⊥ 290 166					⊙ 290 168				
		⊥ 313 136	HD				⊙ 313 135	HD			

Pintara

6/86 - 91	R31, Sedan	⊥ 170 103	58	▼	⊥ 900 095		⊥ 200 671	▼			
6/86 - 91	R31, S/Wagon	⊥ 170 103	58	▼	⊥ 900 095		NLA				
11/89 - 10/92	U12, 2.0/2.4L Sedan & Hatchback	⊥ 170 412		⊕	⊥ 900 098		NLA			⊥ 900 098	
		⊥ 170 413		⊕							

Prairie

82 - 88	M10 all	⊥ 110 242	Oil	⊕	⊥ 900 023		⊙ 110 345	▼	Oil		
		⊥ 110 241	Oil	⊕							

 SACHS		 Front					 Rear						
YEAR	VEHICLE DESCRIPTION	Shock Absorber	!	L/R	h	Mounts & Stops	!	Shock Absorber	!	L/R	h	Mounts & Stops	!

NISSAN




Primera (New Zealand Only)													
9/96 - 7/02	P11 Traveller (excl. SRI, GTI)	∅	290 561			≡	900 055	∅	312 083				
9/96 - 7/02	P11, 2.0 Saloon, 2.0 Hatchback WP11, 1.6, 1.8, 2.0, 2.0TD Traveller	∅	290 561			≡	900 055	∅	230 463				
1/02 ->	P12 Saloon, Hatchback, Estate P10 Saloon, Hatchback	≡	313 606	⊕		≡	900 173	∅	313 607			≡	900 159
		≡	313 605	⊕									

Pulsar													
81 - 83	N10 (3 & 5 dr) Hatchback	≡	NLA			≡	900 097	∅	101 267	▼	Oil		
83 - 07/87	N12, Sedan & Hatchback (incl. Turbo)	≡	110 242	Oil	⊕	≡	900 111	∅	275 008	▼	Oil		
		≡	110 241	Oil	⊕								
02/87 - 89	N13, 1.6/1.8 Sedan & Hatchback (incl. EXA Coupe)	≡	290 649	Oil	⊕	≡	900 095	≡	290 511	⊕		≡	900 095
		≡	290 650	Oil	⊕				≡	290 512	⊕		
89 - 91	N13, 1.6/1.8 Sedan & Hatchback (incl. EXA Coupe)	≡	290 649	Oil	⊕	≡	900 095	≡	290 511	⊕		≡	900 095
		≡	290 650	Oil	⊕				≡	290 512	⊕		
10/91 - 09/95	N14, 1.6/2.0, Sedan & Hatchback (incl. SSS, excl. 4WD)	≡	280 907		⊕	≡	900 095	≡	280 911	⊕			
		≡	280 906		⊕				≡	280 910	⊕		
09/95 - 08/97	N15, 2.0 SSS, 1.6 All Sedan & Hatchback	≡	280 393		⊕			∅	310 818				
		≡	280 392		⊕								
08/97 - 02/98	N15, 2.0 SSS Hatchback, 1.6 Sedan & Hatchback (excl. ABS)	≡	280 952	47	⊕			∅	280 953				
		≡	280 951	47	⊕								
08/97 - 02/98	N15, 2.0 SSS, 1.6 Sedan & Hatchback (incl. ABS)	≡	280 393		⊕			∅	280 953				
		≡	280 392		⊕								
02/98 - 02/01	N15, 2.0 SSS, 1.6 All Sedan & Hatchback	≡	280 952	47	⊕			∅	280 953				
		≡	280 951	47	⊕								
07/00 - 01/06	N16, 1.6L & 1.8L Sedan	≡	313 851		⊕			∅	313 853				
		≡	313 852		⊕								
06/01 - 01/06	N16, 1.6L & 1.8L Hatchback	≡	313 851		⊕			∅	312 761				
		≡	313 852		⊕								

Pulsar (New Zealand Only)													
09/95 - 07/97	N15, 1.4L, 1.6L & 2.0L All Sedan & Hatchback	≡	280 393		⊕			∅	280 394				
		≡	280 392		⊕								
08/97 - 12/05	N15, 1.4L, 1.6L & 2.0L All Sedan & Hatchback	≡	280 952	47	⊕			∅	280 953				
		≡	280 951	47	⊕								

Serena													
11/92 ->	C23M 2.0 16V (Equipment Var. : SLX, SGX)	≡	230 169	Oil	⊕			∅	230 172	Oil			
		≡	230 168	Oil	⊕								
06/96 ->	C23M 2.0 16V (Equipment Var. : SE)	≡	230 169	Oil	⊕			∅	230 477	Oil			
		≡	230 168	Oil	⊕								

Serena (New Zealand Only)													
11/92 - 05/96	C23M 1.6 16V, 2.0D, 2.3D (Not for equipment Var. : SGX)	≡	230 169	Oil	⊕			∅	290 421	Oil			
		≡	230 168	Oil	⊕								
11/92 - 05/96	C23M 1.6 16V, 2.0D, 2.3D (Equipment Var. : SGX)	≡	230 169	Oil	⊕			∅	230 172	Oil			
		≡	230 168	Oil	⊕								

		 Front					 Rear				
YEAR	VEHICLE DESCRIPTION	Shock Absorber	!	L/R	Mounts & Stops	!	Shock Absorber	!	L/R	Mounts & Stops	!

NISSAN

Silvia (Private import)

90 - 93	S13, 1.8 Turbo Coupe	⌚ 280 780		⊕			⌚ 280 783				
		⌚ 280 779		⊕							
10/94 - 11/00	S14, 2.0 Turbo Coupe	⌚ 280 786		⊕			⌚ 280 789				
		⌚ 280 785		⊕							

Skyline

78 - 81	C210, Sedan & Coupe	⌚ 310 012	▼	Oil	⌚ 900 095		⌚ 200 671	▼			
82 - 85	R30, Sedan & Coupe	⌚ 310 012	▼	Oil	⌚ 900 095						
6/86 - 91	R31, Sedan	⌚ 170 103	58				⌚ 200 671				
6/86 - 91	R31, SWagon	⌚ 170 103	58								
93 - 94	R33 2WD Turbo						⌚ 280 789				

Sunny Traveller (New Zealand Only)

91 - 00	1.6i, 2.0d	⌚ 280 907		⊕			⌚ 312 075				
		⌚ 280 906		⊕							

Terrano II

03/97 - 04/00	R20, 2.4/2.7 TD, 4WD Wagon	⌚ 290 637		Oil			⌚ 312 237				
---------------	----------------------------	-----------	--	-----	--	--	-----------	--	--	--	--

Tiida

01/06 ->	1.8L Hatch & Sedan, all models	⌚ 313 895		⊕			⌚ 313 897				
		⌚ 313 896		⊕							

X-Trail

10/01 - 10/03	T30 2.5L Wagon	⌚ 313 635		⊕	⌚ 900 172		⌚ 313 633	⊕	⌚ 900 160		
11/03 - 09/07	T30 II 2.5L Wagon	⌚ 313 634		⊕			⌚ 313 632	⊕			
11/07 ->	T31 2.0L TD, 2.5L Petrol	⌚ 314 042		⊕			⌚ 314 044				
		⌚ 314 043		⊕							

NISSAN CMV

1200

70 - 85	VB210, Ute	⌚ 290 673		Oil	⌚ 900 097		⌚ 290 595	▼	Oil		
---------	------------	-----------	--	-----	-----------	--	-----------	---	-----	--	--

520, 521, 620




65 - 79	All Ute	⌚ 311 507									
---------	---------	-----------	--	--	--	--	--	--	--	--	--

720

79 - 85	2WD Ute	⌚ 110 804					⌚ 310 891				
9/79 - 11/81	4WD Ute	⌚ 110 804					⌚ 310 892				
01/82 - 08/85	4WD Ute	⌚ 110 804					⌚ 311 518				

Navara

08/85 - 02/97	D21 Ute 2WD	⌚ 110 804					⌚ 311 519				
08/85 - 02/97	D21 Ute 4WD	⌚ 110 804					⌚ 310 894				
							⌚ 314 062	HD			
03/97 - 11/05	D22 Ute 2WD	⌚ 110 804					⌚ 310 894				
04/97 - 12/01	D22 2.4i, 2.7TD 4WD all models Ute	⌚ 310 893					⌚ 310 894				
		⌚ 313 141		HD			⌚ 314 062	HD			
12/05 ->	D40, 2.5T/D, 4.0V6 2WD Ute	TBA					TBA				
12/05 ->	D40, 2.5T/D, 4.0V6 4WD Ute	TBA					TBA				

 SACHS		 Front					 Rear						
YEAR	VEHICLE DESCRIPTION	Shock Absorber	!	L/R	h	Mounts & Stops	!	Shock Absorber	!	L/R	h	Mounts & Stops	!

NISSAN CMV

Patrol													
61 - 79	G60 4WD Ute	1/1	311 527					1/1	311 527				
80 - 88	MQ, MK, (160) 4WD Ute	1/1	106 823					1/1	310 891				
08/89 - 11/97	GQ/GQII (Y60) Cab Chassis 4WD Ute Coil springs susp.	1/1	290 166	Oil				1/1	290 168	Oil			
02/88 - 12/98	GQ/GQII (Y60), Cab Chassis 4WD Ute Leaf springs	1/1	310 898					1/1	310 899				
01/99 ->	GU (Y61), Cab Chassis 4WD Ute TD42, TD42/T Coil springs	1/1	290 166	Oil				1/1	310 901				
		1/1	313 136	19 HD				1/1	313 135	19 HD			
01/99 ->	GU (Y61), Cab Chassis 4WD Ute TD42, TD42/T Leaf springs	1/1	290 166	Oil				1/1	310 899				

Urvan													
73 - 03/78	E20 Van	1/1	112 239										
04/78 - 80	E20 Van	1/1	311 512										
09/80 - 08/86	E23 Van	1/1	311 512					1/1	310 892				
03/87 - 12/93	E24 2.4/2.7D Van & Bus	1/1	290 162	Oil				1/1	290 146	Oil			

Vanette													
12/86 - 12/93	C22, 2.0, 2.4D Van with Coil spring rear suspension	1/1	312 624	▼ Oil				1/1	230 166	Oil			
12/86 - 12/93	C22, 2.0, 2.4D Van with Leaf spring rear suspension	1/1	312 624	▼ Oil				1/1	230 164	Oil			
10/92 - 12/94	HC23 1.6i, 2.0D Box with I.R.S.	1/1	230 169	Oil	☉			1/1	230 172	Oil			
		1/1	230 168	Oil	☉			1/1	230 172	Oil			
10/92 - 12/94	HC23 1.6i, 2.0D Box with Rigid Axle	1/1	230 169	Oil	☉			1/1	290 421	Oil			
		1/1	230 168	Oil	☉			1/1	290 421	Oil			

Vanette (New Zealand Only)													
01/95 ->	HC23 1.6i, 2.0D, 2.3D Van & Box with IWS	1/1	230 169	Oil	☉			1/1	230 172	Oil			
		1/1	230 168	Oil	☉			1/1	230 172	Oil			
01/95 ->	HC23 1.6i, 2.0D, 2.3D Van & Box with Rigid Axle	1/1	230 169	Oil	☉			1/1	290 421	Oil			
		1/1	230 168	Oil	☉			1/1	290 421	Oil			

XFN													
89 - 93	Ute	1/1	311 521					1/1	311 527				




OPEL

Omega (New Zealand Only)													
1993 ->	2.6L Sedan	1/1	312 294					1/1	105 842				
1993 ->	2.6L Wagon	1/1	312 294					1/1	105 841				

Astra (pre-2012 models) / Calibra / Vectra / Zafira (NZ Only - Please refer to listing under Holden)




PEUGEOT

205 GTi													
10/87 - 4/94	1.6, 1.9 Hatchback	1/1	110 705	▼	☉	1/1	900 009	1/1	311 370				
		1/1	110 704	▼	☉								

 SACHS		 Front					 Rear				
YEAR	VEHICLE DESCRIPTION	Shock Absorber	!	L/R	Mounts & Stops	!	Shock Absorber	!	L/R	Mounts & Stops	!

PEUGEOT

206											
01/02 - 12/06	1.4 5D Hatchback	⚙️ 400 069		⊕	🔧 900 513	⊖	🔧 400 074				
09/99 - 12/01	1.6i 67kW 3D, 5D Hatchback	⚙️ 400 068		⊕	🔧 802 213	⊖					
09/99 - 12/06	2.0 16V 3dr Hatchback Gti (excl. 2.0S 130kW) 1.6i 82kW Hatchback			⊕	🔧 802 214	⊖					
306 S16											
7/94 - 8/96	2.0 Hatchback	⚙️ 170 443	▼	⊕	🔧 900 009	⊖	🔧 200 902				
		⚙️ 170 442	▼	⊕							
306 ST											
11/95 - 02	2.0 Sedan	⚙️ 200 455		⊕	🔧 900 009	⊖	🔧 110 713				
		⚙️ 200 447		⊕	🔧 802 222						
306											
10/94 - 12/02	1.8 Cabriolet	⚙️ 200 455		⊕	🔧 900 009	⊖	🔧 110 713				
		⚙️ 200 447		⊕	🔧 802 222						
07/97 - 12/02	2.0 16V Cabriolet	⚙️ 200 455		⊕	🔧 900 009	⊖	🔧 110 713				
		⚙️ 200 447		⊕	🔧 802 222						
306 XT											
04/94 - 02	1.8 Wagon	⚙️ 200 455		⊕	🔧 900 009	⊖	🔧 110 713				
		⚙️ 200 447		⊕	🔧 802 222						
307											
01/01 ->	1.6, 2.0 Hatchback & Touring	⚙️ 290 962		⊕	🔧 900 081	⊖	🔧 290 964				
		⚙️ 290 961		⊕	🔧 802 395					🔧 802 370	
01/03 ->	1.6, 2.0 Wagon	⚙️ 310 104		⊕	🔧 900 081	⊖	🔧 313 920				
		⚙️ 310 105		⊕	🔧 802 395					🔧 802 370	
01/03 ->	1.6, 2.0 Cabriolet	⚙️ 310 104		⊕	🔧 900 081	⊖	TBA				
		⚙️ 310 105		⊕	🔧 802 395					🔧 802 370	
308											
2008 ->	1.6, Petrol 2.0 L Diesel Hatch	TBA			🔧 900 081		TBA				
		TBA			🔧 801 010		TBA				
405											
87-97	GRi, SRi, Mi-16, STi (HD) Sedan incl. Diesel	⚙️ 110 806			🔧 900 009	⊖	🔧 110 807				
88-93	Enterprise (HD), S/Wagon	⚙️ 110 806			🔧 900 009	⊖	🔧 110 807				
89-93	GRx4, SRx4, Mi-16x4, 4WD, Sedan	⚙️ 110 806			🔧 900 009						
89-93	All, 4WD, S/Wagon	⚙️ 110 806			🔧 900 009						
93-97	(excl. SRi, Mi16, STi), Sedan	⚙️ 110 806			🔧 900 009	⊖	🔧 110 807				
93-97	All, 4WD, S/Wagon	⚙️ 110 806			🔧 900 009						
93-97	All, S/Wagon	⚙️ 110 904	▼		🔧 900 009	⊖	🔧 110 807				
406											
09/96 - 12/03	2.0L Petrol and Diesel, 3.0L Sedan & Wagon	⚙️ 200 848		⊕	🔧 900 093	⊖	🔧 200 855			🔧 900 094	
		⚙️ 200 849		⊕	🔧 802 207					🔧 802 471	
		⚙️ 200 846	Oil	⊕							
		⚙️ 200 847	Oil	⊕							

 SACHS		 Front					 Rear						
YEAR	VEHICLE DESCRIPTION	Shock Absorber	!	L/R	h	Mounts & Stops	!	Shock Absorber	!	L/R	h	Mounts & Stops	!

PEUGEOT

406 - continued

09/06 - 12/03	3.0 V6 Coupe	⌚ 200 848		⊕		⌚ 900 093		⊖		⌚ 200 859		⌚ 900 094	
		⌚ 200 849		⊕	⊖	802 207						⊖	802 471
		⌚ 200 846	Oil	⊕									
		⌚ 200 847	Oil	⊕									

407

06 ->	2.2i, 2.0DT SV/ST Sedan & Wagon	⊖	313 562			⊖	802 393		⊖	313 564			
							17" wheel						
06 ->	3.0i, 2.7DT SV/ST Sedan & Wagon	⊖	TBA						⊖	TBA			

504

68 - 76	GL, GLD, Ti Sedan To chassis 2181356	⌚ 200 833	Oil			⌚ 900 023		⊖	200 836	Oil			
72 - 76	L, LD, GL, GLD S/Wagon To chassis 2181356	⌚ 200 833	Oil			⌚ 900 023		⊖	200 834	Oil			
73 - 76	L, LD Sedan To chassis 2181356	⌚ 200 833	Oil			⌚ 900 023			NLA				
76 - 80	GLD, Ti Sedan From chassis 2181357							⊖	200 836	Oil			
76 - 85	GL Sedan Chassis 2181357 - 3972015							⊖	200 836	Oil			
85 ->	GL Sedan From Chassis 3972016	⌚ 200 833	Oil			⌚ 900 023			NLA				
85 ->	GR, SR, GRD Sedan From Chassis 3972016	⌚ 200 833	Oil			⌚ 900 023		⊖	200 836	Oil			
85 ->	L, LD, GR, GRD S/Wagon Chassis 3972016	⌚ 200 833	Oil			⌚ 900 023		⊖	200 834	Oil			

505




07/83 - 08/93	2.0/2.2L, 2.2D (incl. GTi/SLi, 4D) Wagon To chass. no. 1845000	⌚ 200 833	Oil			⌚ 900 023		⊖	230 782	Oil			
10/80 - 11/88	2.0L Sedan To chass. no. 1845001	⌚ 200 833	Oil			⌚ 900 023		⊖	200 836	Oil			
08/83 - 08/93	2.2L, Ti & STi & GTi Sedan To chass. no. 1845001												
06/87 - 05/89	2.5L, GTD Sedan To chass. no. 1845001												
10/80 - 11/88	2.0L Sedan From chass. no. 1845001	⌚ 280 383	Oil			⌚ 900 023		⊖	200 836	Oil			
08/83 - 08/93	2.2L, Ti & STi & GTi Sedan From chass. no. 1845001												
06/87 - 05/89	2.5L, GTD Sedan From chass. no. 1845001												
07/83 - 08/93	2.0/2.2L, 2.2D (incl. GTi/SLi, 4D) Wagon From chass. no. 1845001	⌚ 280 383	Oil			⌚ 900 023		⊖	230 782	Oil			

604

74 - 03/82	SL, Ti, STi Turbo Diesel Sedan To chassis 6648440	⌚ 200 833	Oil			⌚ 900 023		⊖	200 836	Oil			
04/82 - 86	Ti, STi, GRD, SRD Turbo Diesel Sedan From Chassis 6648441							⊖	200 836	Oil			

607

10/01 ->	3.0i V6 24V Sedan	⌚ 290 708		⊕				⊖	290 715				
		⌚ 290 707		⊕									

 SACHS		 Front					 Rear				
YEAR	VEHICLE DESCRIPTION	Shock Absorber	!	L/R	Mounts & Stops	!	Shock Absorber	!	L/R	Mounts & Stops	!

PEUGEOT

3008

2010 ->	1.6L Petrol & Diesel 2.0L Diesel	TBA					TBA				
---------	----------------------------------	-----	--	--	--	--	-----	--	--	--	--

4007

2009 ->	2.2DT SUV	⚡ 313 881		Ⓛ			Ⓛ			Ⓛ	313 880
		⚡ 313 882		Ⓛ							

PEUGEOT CMV

Expert

2008 ->	2.0L DT	TBA					⚡ 900 181	Ⓛ	314 663		
						Ⓛ					801 011

Partner

2008 ->	1.6L Petrol and Diesel					⚡ 900 081					
						Ⓛ					802 395

PONTIAC

Firebird

70 - 78	All	Ⓛ	311 509							NLA	
---------	-----	---	---------	--	--	--	--	--	--	-----	--

Full Size

63 - 81	Sedan	Ⓛ	311 509							NLA	
---------	-------	---	---------	--	--	--	--	--	--	-----	--

Parisienne

83 - 86	All Sedan & Wagon	Ⓛ	311 509							NLA	
---------	-------------------	---	---------	--	--	--	--	--	--	-----	--

PORSCHE

911




09/68 - 71	2.0T, 2.2T Coupe	⚡ 100 631						Ⓛ		NLA	
11/73 - 77	2.7L Coupe	⚡ 100 631						Ⓛ		170 257	
09/75 - 12/83	SC Carrera, 3.0L Coupe										
72 - 73	2.3T Coupe										
72 - 10/73	2.3E Coupe										
01/84 - 04/85	Carrera, 3.2L Coupe										
73 - 77	Carrera, 2.7L Targa										
11/77 - 12/83	SC Carrera, 3.0L Targa										
01/87 - 09/88	Carrera, 3.2L Targa Cabriolet	⚡ 100 631						Ⓛ		170 257	
05/85 - 08/88	SC Carrera, 3.2L Coupe										
05/85 - 11/89	Carrera, 3.2L Coupe										
10/89 - 91	964 Carrera 2, 2D, 3.6L Coupe, Carrera 4, 2D, 3.6L Targa	NLA						Ⓛ		170 152	

912

10/65 - 69	1.6L, 2D Targa & Coupe	⚡ 100 631						Ⓛ		313 464	
------------	------------------------	-----------	--	--	--	--	--	---	--	---------	--

924

77 - 8/82	93kW / 155kW Coupe	⚡ 115 153						Ⓛ		984 052	
-----------	--------------------	-----------	--	--	--	--	--	---	--	---------	--

		 Front					 Rear				
YEAR	VEHICLE DESCRIPTION	Shock Absorber	!	L/R	Mounts & Stops	!	Shock Absorber	!	L/R	Mounts & Stops	!

PORSCHE

928

01/87 - 08/91	S4, 2D, 4.9L, 235kW Coupe	∅	663 008				∅	664 008			
01/80 - 12/85	S, 2D, 4.6L, 228kW Coupe	∅	663 008				∅	664 008			
01/80 - 12/85	S, 2D, 4.6L, 221kW Coupe										
02/78 - 82	2D, 4.4L Coupe										

944

03/82 - 87	2D, 2.5L, 120kW Coupe	!	115 153				∅	984 052			
10/87 - 02/89	S, 2.5L Coupe	!	312 312	☉			∅	105 754			
85 - 7/88	2D, 2.5L, 120kW Coupe	!	312 311	☉							
10/87 - 02/89	2D, 2.7L, 121kW Coupe										
01/86 - 03/91	Turbo 2D, 2.5 L Coupe										
03/89 - 02/92	S2, 2D, 3.0L Coupe & Cabriolet										

Cayenne

2007 ->	SUV AWD 3.0TD, 3.6 Petrol, 4.8 V8	∅	314 459	☉	☉	802 550	∅	314 460			
		∅	314 458	☉							

PROTON

Gen 2

10/04 ->	CM 1.6i, Hatchback	!	313 305	▲	☉		∅	313 306	▲		
		!	313 304	▲	☉						

Jumbuck

02/03 ->	1.5i Ute	!	230 175		☉						
		!	230 174		☉						

M21

10/97 - 11/00	C99, 1.8 Coupe	!	230 175		☉		∅	313 303			
		!	230 174		☉						

Persona

10/96 ->	C96/97, 1.3/1.5 Sedan & Hatchback	!	313 302		☉		∅	313 303			
		!	313 301		☉						

Satria




02/97 - 12/06	C96/97, 1.3/1.5 Hatchback	!	313 302		☉		∅	313 303			
		!	313 301		☉						
02/97 - 12/06	C98/99, 1.6/1.8 Hatchback	!	313 305		☉		∅	313 306			
		!	313 304		☉						

SAVY

2006 ->	1.2L Petrol	!	314 909		☉		∅	314 910			
		!	314 908		☉						

S16 (Saga)

2009 ->	1.3L, 1.6L 4dr Sedan	!	314 002		☉		∅	314 003			
		!	314 001		☉						

 SACHS		 Front					 Rear				
YEAR	VEHICLE DESCRIPTION	Shock Absorber	!	L/R	Mounts & Stops	!	Shock Absorber	!	L/R	Mounts & Stops	!

PROTON

Waja											
11/01 - 12/05	CF 1.6i, Sedan	⚙️ 313 305		⊕			⚙️ 313 306				
		⚙️ 313 304		⊖							

Wira											
10/95 - 11/96	C97, 1.5GLI Sedan & Hatchback (excl. 1.6 XLI)	⚙️ 313 302		⊕			⚙️ 313 303				
		⚙️ 313 301		⊖							

RENAULT




12 Series (See also Virage)											
-> 1980	Societe (to chassis no. 0004600) S/Wagon	⚙️ 310 169									

15/17 Series											
71 - 79	Sedan	⚙️ 230 943					⚙️ 230 891				

18 Series											
-> 1980	Societe S/Wagon To chassis no. 0004600	⚙️ 310 169	Oil				⚙️ NLA				
-> 1982	TS, GTS R1342 Sedan To chassis no. 0010709	⚙️ 311 378	Oil	▼			⚙️ NLA				
-> 1983	TX, GTX R1343 Sedan To chassis no. 0003200	⚙️ 310 169	Oil				⚙️ NLA				
-> 1983	GTS R1352 S/Wagon To chassis no. 0003929	⚙️ 310 169	Oil				⚙️ NLA				
-> 1984	TL, GTL R1340 Sedan To chassis no. 0552000 TS, GTS R1341 Sedan To chassis no. 0559400	⚙️ 310 169	Oil				⚙️ NLA				
-> 1984	TD, GTD R1344 Sedan To chassis No. 0190905	⚙️ 311 378	Oil	▼			⚙️ 311 374	Oil			
-> 1984	TL R1350 S/Wagon To chassis no. 0122600 TS, LS, GTL R1351 S/Wagon To chassis no. 0118200	⚙️ 310 169	Oil				⚙️ 311 374	Oil			
82 - 86	Turbo R1345, Diesel R1346 Sedan	⚙️ 311 378	Oil	▼			⚙️ 311 374	Oil			

18 Series											
83 - 83	TS, GTS R1342 Sedan To chassis no. 0010710 to 0020609	⚙️ 310 169	Oil				⚙️ 311 374	Oil			
83 - 86	TS, GTS R1342 Sedan From chassis no. 0020610	⚙️ 311 378	Oil	▼			⚙️ 311 374	Oil			
84 - 86	TL, GTLR1340 From chassis No. 0552001 TX, TS, GTS R1341 From chassis No. 0554001 GTXR1343 Sedan From chassis No. 0003201 TD, GTD R1344 Sedan From chassis No. 0190906 Turbo Diesel R1346	⚙️ 310 169	Oil				⚙️ 311 374	Oil			

19 Series											
88 - 96	1721, 17941 Sedan & Hatchback	⚙️ 110 894	Oil		⊕ 802 063	⚙️ 110 896	▼	Oil			
					⊗ 801 000	313 936		Oil			
88 - 96	1237, 1397, 1390, 1870 Diesel, Sedan & Hatchback	⚙️ 110 894	Oil		⊕ 802 063	⚙️ 110 896	▼	Oil			
					⊗ 801 000	313 936		Oil			
88 - 6/96	All (excl. 16V-16S) Convertible	⚙️ 110 894	Oil		⊕ 802 063	⚙️ 110 896	▼	Oil			
					⊗ 801 000	313 936		Oil			
91 - 96		⚙️ 110 894	Oil		⊕ 802 063	⚙️ 110 896	▼	Oil			
					⊗ 801 000	313 936		Oil			

		 Front					 Rear				
YEAR	VEHICLE DESCRIPTION	Shock Absorber	!	L/R	Mounts & Stops	!	Shock Absorber	!	L/R	Mounts & Stops	!

RENAULT

21 Series											
86 - 94	2.2 RX, GTX, TXE, Sedan & Hatchback	Shock Absorber	312 833	!	L/R	Mounts & Stops	!	Shock Absorber	200 032	Oil	
		Shock Absorber	312 834								
3/86 - 94	2.1 TD, GTD Diesel 2.1 TBD, TDX Turbo Diesel, Sedan & Hatchback	Shock Absorber	312 833	!	L/R	Mounts & Stops	!	Shock Absorber	200 032	Oil	
		Shock Absorber	312 834								
3/86 - 94	1.7TL(kat.)(L48k), 2.0 RX, TX, Ti, GTX, TXE, GTS (L483, L489, L48K) Sedan & Hatchback	Shock Absorber	312 833	!	L/R	Mounts & Stops	!	Shock Absorber	200 032	Oil	
		Shock Absorber	312 834								
5/89 - 94	2.0 TXi (L48Q), Sedan & Hatchback	Shock Absorber	312 833	!	L/R	Mounts & Stops	!	Shock Absorber	200 032	Oil	
		Shock Absorber	312 834								
6/89 - 94	1.4TL, GTL, 1.7 TL, GTL, TS, GTS, RS, TSE, 1.9 SD, GSD Diesel, 2.0 TX, GTS, GTX (L48J) Sedan	Shock Absorber	312 833	!	L/R	Mounts & Stops	!	Shock Absorber	200 032	Oil	
		Shock Absorber	312 834								
6/89 - 94	1.4 TL, GTL, TS, GTS, 1.7 TL, GTL, GTS, TSE, 1.9 SD, GSD Diesel, 2.0 TXE (B48J) Hatchback	Shock Absorber	312 833	!	L/R	Mounts & Stops	!	Shock Absorber	200 032	Oil	
		Shock Absorber	312 834								
6/89 - 94	2.0 TX, GTX, TXi 2.0 TXE (B483, B48K) 2.1 TD, GTD Diesel 2.1 TBD, TDX Sedan & Hatchback	Shock Absorber	312 833	!	L/R	Mounts & Stops	!	Shock Absorber	200 032	Oil	
		Shock Absorber	312 834								

21 Nevada											
10/86 - 08/94	2.0RX(K483), 2.0 GTX, TXE, 2.1 TD, D, GTD Diesel, Turbo Diesel, 2.2 GTX, TX S/Wagon	Shock Absorber	312 833	!	L/R	Mounts & Stops	!	Shock Absorber	200 032	Oil	
		Shock Absorber	312 834								

Clio											
05/01 - 08/04	1.4i, 1.6i Hatchback	Shock Absorber	230 273			Mounts & Stops	802 229	Shock Absorber	230 277		
05/01 - 08/04	1.4i, 1.6i Hatchback (Sport suspension)	Shock Absorber	230 273			Mounts & Stops	802 229	Shock Absorber	290 878		

Fuego											
80 - 85	TL, GTL (R1360, R1361), GTS, GTX (R1362, R1363), Sedan	Shock Absorber	311 378	!				Shock Absorber			
82 - 85	Turbo Diesel (R1366), Sedan	Shock Absorber	311 378	!				Shock Absorber			
84 - 85	Turbo (R1365), Sedan	Shock Absorber	311 378	!				Shock Absorber			




Kangoo											
08/04 - 04/07	1.6i X76 3dr Van	Shock Absorber	230 379			Mounts & Stops	802 229	Shock Absorber	230 609		

Laguna											
95 - 96	2.0i, 3.0i Hatchback <small>Front Shock: Internal width of foot bracket: 24mm</small>	Shock Absorber	200 055					Shock Absorber	200 057		
01 ->	2.9 152kW Wagon & Hatchback	Shock Absorber	400 075					Shock Absorber	290 740		

Master											
08/04 ->	2.5T/D Van & Cab-Chassis	Shock Absorber	313 387					Shock Absorber	313 388		

Megane											
01/01 - 11/03	X64 1.6i Cabriolet	Shock Absorber	200 467			Mounts & Stops	802 063	Shock Absorber	310 119		
						Mounts & Stops	801 000				
12/03 ->	II X84 1.6i, 2.0i Hatchback & Cabriolet incl. 2.0i Sport (excl. 2.0T Sport)	Shock Absorber	310 056			Mounts & Stops	802 318	Shock Absorber	310 060		
01/04 ->	II X84 1.6i, 2.0i Sedan	Shock Absorber	310 056			Mounts & Stops	802 318	Shock Absorber	313 166		

R 25											
84 - 92	All (incl. V6 Turbo)	Shock Absorber	110 279	!		Oil		Shock Absorber	110 629	!	Oil

		 Front					 Rear						
YEAR	VEHICLE DESCRIPTION	Shock Absorber	!	L/R	h	Mounts & Stops	!	Shock Absorber	!	L/R	h	Mounts & Stops	!

RENAULT

Scenic													
05/01 - 12/04	1.6i, 2.0i Hatchback (excl. RX4)	⚡	230 057					⊕	802 063		⊕	310 121	
								⊗	801 000				
01/05 ->	II J84 2.0i Hatchback	⚡	313 446					⊕			⊕	310 060	

Trafic													
05/04 ->	1.9TD Van	⚡	312 655					⊕			⊕	312 656	

Virage (R12)													
71 - 79	1.4L	⊕	230 943					⊕			⊕	230 891	

ROLLS ROYCE

Carmargue													
01/75 - 09/85	6.8L V8	⊕	46-050-1	21	▼			⊕	46-051-0	21	▼		
		⊕	46-050-2	HD 21	▼			⊕	46-051-1	HD 21	▼		

Corniche													
01/71 - 12/76	6.8L V8	⊕	46-050-1	21	▼			⊕	46-051-0	21	▼		
		⊕	46-050-2	HD 21	▼			⊕	46-051-1	HD 21	▼		

Silver Shadow													
71 - 12/81	6.8L V8	⊕	46-050-1	21	▼			⊕	46-051-0	21	▼		
		⊕	46-050-2	HD 21	▼			⊕	46-051-1	HD 21	▼		

Silver Spirit													
02/81 - 12/89	6.8L V8	⊕	46-050-1	21	▼								
		⊕	46-050-2	HD 21	▼								




ROVER / LANDROVER

200 Series													
84 - 10/89	All, Hatchback	⚡	110 392	▼	⊕			⊕	311 381				
		⚡	110 393	▼	⊕								
10/89 - 95	3 dr, 4 dr Hatchback (excl. 218 Diesel)	⚡	311 961					⊕	313 379		⊕	802 094	
10/89 - 10/92	420, Sedan	⚡	311 961					⊕	313 379		⊕	802 094	
10/89 - 95	414, 416, Sedan	⚡	311 961					⊕	313 379		⊕	802 094	
94 - 02/96	416, S/Wagon	⚡	311 961					⊕	313 379		⊕	802 094	
94 - 02/96	418 Diesel, 420, S/Wagon	⚡	311 961					⊕	313 379		⊕	802 094	

Landrover Defender													
70 ->	90, 110 Models Wagon	⊕	651 008										

Landrover 110 Models (with Coil Spring Suspension)													
03/83 - 91	2.25, 2.5, 2.5 Diesel, 2.5 Diesel Turbo, 3.5 V8 Wagon	⊕	312 239	△				⊕	241 008	△	Oil		

Landrover 90 Models (with Coil Spring Suspension)													
06/84 - 91	2.25, 2.5, 2.5 Diesel, 2.5 Diesel Turbo, 3.5 V8 Wagon	⊕	312 239	△				⊕	241 008	△	Oil		

 SACHS		 Front					 Rear				
YEAR	VEHICLE DESCRIPTION	Shock Absorber	!	L/R	Mounts & Stops	!	Shock Absorber	!	L/R	Mounts & Stops	!

ROVER / LANDROVER

Landrover Defender (with Coil Spring Suspension)

09/90 - 95	2.5, 2.5 D, 2.5 TDi. 3.5 V8 Wagon	⊥	312 239				⊕	241 008	Oil		
------------	-----------------------------------	---	---------	--	--	--	---	---------	-----	--	--

Landrover Discovery

11/89 - 91	2.5 TDi, 3.5 V8, 3.5i V8 Wagon	⊥	312 239				⊕	312 268			
06/93 - 94	2.0 MPi, 2.5 TDi, 3.5i V8, 3.9i V8 Wagon	⊥	312 239				⊕	241 008	Oil		
89 ->	All 3.5 Wagon	⊕	651 008								

Landrover Freelander

2/98-10/00	1.8i, 2.0D TD4 XE, 4WD, Wagon	⊥	313 405	⊕			⊥	310 023	⊕		
		⊥	313 406	⊕			⊥	310 024	⊕		
11/00-3/04	1.8i, 2.5V6, 2.0D TD4 ES.SE, 4WD, Wagon	⊥	310 021	⊕			⊥	310 023	⊕		
		⊥	310 022	⊕			⊥	310 024	⊕		

Range Rover 70-95

4/86 - 10/89	2.4 TD, 3.5 V8, 3.5i V8 Wagon (incl. Anti-Roll bar)	⊥	312 239	△			⊕	241 008	△	Oil	
1/70 - 10/89	2.4 TD, 3.5 V8, 3.5i V8 Wagon (excl. Anti-Roll bar)	⊥	312 239	△			⊕	312 268	△	Oil	
10/89 - 95	2.5 TD, 2.5 TDi, 3.9i V8 Wagon (excl. Air Susp. with Anti-Roll bar)	⊥	312 239	△			⊕	241 008	△	Oil	
10/89 - 92	2.5 TD, 2.5 TDi, 3.9i V8 Wagon (excl. Air Susp. without Anti-Roll bar)	⊥	312 239	△			⊕	241 008	△	Oil	

Range Rover 95

09/94 - 02	2.5 TD, 4.0i V8, 4.7i V8 Wagon (incl. Air Susp.)	⊕	648 008	Oil			⊕	649 008	Oil		
------------	--	---	---------	-----	--	--	---	---------	-----	--	--

SAAB

90

85-85	Sedan To chassis G6000885	⊕	170 542	Oil			⊕	200 028	▼	Oil	
-------	------------------------------	---	---------	-----	--	--	---	---------	---	-----	--

9-3




06/98 - 09/02	YS3D 2.0 Convertible & Hatch	⊥	312 348		⊥	900 066	⊕	553 676			
08/99 - 09/02	YS3D 2.3 Turbo										
10/02 ->	YS3F 2.0T 110KW Sedan, 2.0T 129KW, 2.0T 155kW Convertible	⊥	313 205	⊕	⊕	802 286	⊕	311 751	⊕	802 331	
		⊥	313 204	⊕	⊕	801 036					
02/05 ->	YS3F 2.8T V6 Convertible	⊥	313 205	⊕	⊕	802 286	⊕	311 751	⊕	802 331	
		⊥	313 204	⊕	⊕	801 036					

9-5

06/98 - 09/02	2.0T, 3.0T Sedan	⊥	553 682		⊕	802 182	⊕	312 707			
					⊕	801 031					
05/99 - 09/02	2.2 Wagon	⊥	553 682		⊕	802 182	⊕	312 707			
					⊕	801 031					
10/02 ->	2.3T Sedan & Wagon	⊥	313 315		⊕	802 182	⊕	312 707			
					⊕	801 031					

900

03/79 - 04/87	2.0i, 87kW, All (incl. GLi & GLE) Sedan & Combi Coupe	⊕	106 006				⊕	112 104			
11/84 - 10/88	2.0i, 81kW Sedan										
03/79 - 12/85	2.0 Turbo, 107kW Coupe										

 SACHS		 Front					 Rear				
YEAR	VEHICLE DESCRIPTION	Shock Absorber	!	L/R	Mounts & Stops	!	Shock Absorber	!	L/R	Mounts & Stops	!

SAAB

900 - continued											
01/97 - 06/98	2.0i, 2D, 96kW Coupe	⌋					⌋				
01/97 - 12/97	2.0i, 5D, 96kW Hatchback						⌋				

900S											
10/94 - 02/97	2.0i, 2D, 98kW Coupe	⌋					⌋				
03/97 - 12/97	2.3i, 2D, 110kW Coupe						⌋				
10/94 - 06/98	2.3i, 2D, 110kW Convertible	⌋					⌋				

900SE											
12/94 - 10/96	2.0 Turbo, 2D, 136kW Coupe	⌋					⌋				
10/96 - 06/98	2.0 Turbo, 2D, 136kW Convertible	⌋					⌋				
10/94 - 10/96	2.5, V6, 2D, 125kW Convertible						⌋				

9000											
05/86 - 12/97	All Sedan & Hatchback (incl. CS Ecopower, CSE and Aero)	⌋			⌋		⌋				

99											
67 - 778	Sedan (excl. Turbo, GLE)	⊙			Oil						
778 - 85	Sedan	⊙			Oil		⌋				

SEAT

Cordoba											
01/95 - 12/99	1.6i, 1.8i, 2.0i Sedan	⌋				⊙			⌋		
						⊙					

Ibiza											
01/95 - 12/99	1.4i, 2.0i Hatchback	⌋				⊙			⌋		
						⊙					




Toledo											
01/95 - 12/99	2.0i, 2.0i 16V Hatchback	⌋				⊙			⌋		
						⊙					

SKODA

Fabia											
08/11 ->	1.2L Sedan	⌋				⌋			⌋		
						⊙			⊙		

Octavia											
10/07 ->	1.9 T 77kW, 2.0i 110kW, 2.0DT 103kW Sedan & Wagon (incl. 4x4)	⌋		50 mm housing		⌋			⌋		
		⌋		55 mm housing		⊙			⊙		

Roomster											
10/07 ->	5J 1.6i, 1.9TDi Wagon	⌋				⌋			⌋		
						⊙					

 SACHS		 Front					 Rear				
YEAR	VEHICLE DESCRIPTION	Shock Absorber	!	L/R	Mounts & Stops	!	Shock Absorber	!	L/R	Mounts & Stops	!

SKODA

Superb

2009 ->	1.8L, 2.0L TD & 3.6L 6Cyl Sedan and Wagon	⌚ 313 472			⌚ 900 105		⌚ 311 346			⌚ 900 202	
		311 344	SP		⌚ 900 136		311 346	SP		⌚ 900 203	
					⊙ 802 417					⊙ 802 382	

Yeti

09/11 ->	1.2L Petrol Turbo and 2.0L TD	⌚ 312 267			⌚ 900 104		⌚ 310 950			⌚ 900 147	
					⊙ 802 417					⊙ 802 382	

SMART

Cabrio

06/03 - 12/03	0.7T, A450 Cabriolet	⌚ 310 015									
---------------	----------------------	-----------	--	--	--	--	--	--	--	--	--

Fortwo

01/04 - 12/06	0.7T, C450/A450 Coupe & Cabriolet	⌚ 310 015			⊙ 801 016		⊙ 290 909				
---------------	-----------------------------------	-----------	--	--	-----------	--	-----------	--	--	--	--

Forfour

08/97 - 06/02	1.3i 70kW, 1.5i 80 kW 5 dr Hatch	⌚ 313 195		⊙	⌚ 900 151		⌚ 313 198			⌚ 900 161	
		⌚ 313 194		⊙							

Roadster

11/03 - 12/06	0.7T, R452 Softtop Coupe	⌚ 310 015			⊙ 802 442		⊙ 290 909				
---------------	--------------------------	-----------	--	--	-----------	--	-----------	--	--	--	--

SSANGYONG

Korando

01/98 - 12/98	2.3i 104kW 4WD all	⌚ 290 114	Oil				⌚ 170 847				
03/04 - 12/06	2.9TD 88kW 4WD all										

Musso

96 - 05/98	2.3, 2.8D, 3.2, 4WD Wagon	⌚ 290 114	Oil				⌚ 170 847				
------------	---------------------------	-----------	-----	--	--	--	-----------	--	--	--	--




Rexton

04/02 ->	GAB 3.2, 2.7 Xdi, 2.9 TD	⌚ 313 331					⌚ 313 332				
----------	--------------------------	-----------	--	--	--	--	-----------	--	--	--	--

SUBARU

Forester

08/97 - 06/02	SF 2.0L (excl. GT Turbo) Wagon (excl. self levelling susp.)	⌚ 230 488	48	⊙	⊙ 802 304		⌚ 230 492	48	⊙	⊙ 802 347	
		⌚ 230 487	48	⊙			⌚ 230 491	48	⊙	⊙ 802 346	
09/98 - 06/02	SF/F5 2.0T GT Turbo 4WD Wagon (excl. self levelling susp.)	⌚ 230 488		⊙	⊙ 802 304		⌚ 230 492	48	⊙	⊙ 802 347	
		⌚ 230 487		⊙			⌚ 230 491	48	⊙	⊙ 802 346	
07/02 - 07/05	SG, 2.5 4WD X, XS (excl. 2.5 Turbo) Wagon (excl. all XT, XS rear self-levelling susp.)	⌚ 313 704		⊙	⊙ 802 304		⌚ 313 706	48	⊙		
		⌚ 313 705		⊙			⌚ 313 707	48	⊙	⊙ 802 359	
08/02 - 07/05	SG, 2.5 Turbo 4WD XT, XT Luxury Wagon (excl. rear self-levelling susp.)	⌚ 312 891		⊙	⊙ 802 304		⌚ 313 706	48	⊙		
		⌚ 312 892		⊙			⌚ 313 707	48	⊙	⊙ 802 359	
08/05 - 02/08	SG, 2.5 4WD X, XS Wagon (excl. 2.5 Turbo, all XT, XS rear self-levelling susp.)	⌚ 313 704		⊙	⊙ 802 304		⌚ 313 706	48	⊙		
		⌚ 313 705		⊙			⌚ 313 707	48	⊙	⊙ 802 359	
08/05 - 02/08	SG, 2.5 Turbo 4WD XT & XT Luxury Wagon (excl. rear self-levelling susp.)	⌚ 312 891		⊙	⊙ 802 304		⌚ 313 706	48	⊙		
		⌚ 312 892		⊙			⌚ 313 707	48	⊙	⊙ 802 359	
03/08 ->	Gen3, 2.5L X, XS, SX, & Turbo 4WD Wagon (excl. self levelling susp.)	⌚ TBA	▲				⌚ TBA	▲			
		⌚ TBA	▲								

		 Front						 Rear							
YEAR	VEHICLE DESCRIPTION	h	Shock Absorber	!	L/R	h	Mounts & Stops	!	h	Shock Absorber	!	L/R	h	Mounts & Stops	!




SUBARU

Impreza															
04/93 - 09/98	GC, GF 1.3/5/7, 2WD, 1.6/1.8/2.0L Sedan, Hatchback & Wagon	h	280 814				900 095		h	230 195				900 111	
		h	280 813						h	230 194					
04/93 - 09/00	GC, GF 4/6/8, AWD, 1.6/1.8/2.0L Sedan, Hatchback & Wagon	h	280 814				900 095		h	312 362				900 111	
		h	280 813						h	312 363					
02/94 - 10/00	GC, GF8, AWD, 2.0 Turbo Sedan & Hatchback (WRX) (excl. STI)	h	280 808				900 095		h	312 362				900 111	
		h	280 807						h	312 363					
11/00 - 11/02	GD, 2.0/2.0 Turbo/2.5, 4WD, incl. WRX Sedan (excl. WRX-STI)	h	311 814				900 095		h	311 816				900 111	
		h	311 815						h	311 817					
11/00 - 11/02	GG, 2.0/2.0 Turbo, 4WD incl. WRX Hatchback (excl. WRX-STI)	h	311 810				900 095		h	311 812				900 111	
		h	311 811						h	311 813					
11/02 - 01/08	GD, 2.0/2.0 Turbo/2.5, 4WD, incl. WRX Sedan (excl. WRX-STI)	h	311 814				900 095		h	313 441				900 111	
		h	311 815						h	313 442					
11/02 - 01/08	GG, 2.0/2.0 Turbo, 4WD incl. WRX Hatchback	h	311 810				900 095		h	313 439				900 111	
		h	311 811						h	313 440					
12/08 ->	2.0L R, RX, RS, WRX	h	TBA	▲					h	TBA	▲				
		h	TBA	▲					h						

Leone															
09/84 - 12/93	(AC4, AN4) 1.8 2WD Sedan, Hatch & Wagon (excl. height control)								h	280 833	▼				
01/87 - 12/94	1.8L, AC5/AN5 4WD GL Sedan & DL/GL Wagon (excl. height control)	h	280 836	▼					h	280 839					
		h	280 835	▼					h						

Liberty (2WD)															
10/89 - 06/91	BC, BF, BJ, 2WD, 2.2L Sedan & S/Wagon (excl. air susp.)	h	200 314				900 095		h	280 054				900 111	
		h	200 315				802 304		h	280 055					
07/91 - 12/93	BC, BF, BJ, 2WD, 2.0/2.2L Sedan & S/Wagon (excl. air susp.)	h	200 314				900 095		h	230 195				900 111	
		h	200 315				802 304		h	230 194					
01/94 - 11/98	BD, BG, 2.0/2.2, 2WD Sedan & S/Wagon (excl. air susp.)	h	280 814				900 095		h	280 818				802 347	
		h	280 813				802 304		h	280 817				802 346	

Liberty (AWD)															
10/89 - 06/91	BC, BF, BJ, AWD, 2.0/2.2L Sedan & S/Wagon (excl. air susp.)	h	200 314				900 095		h	312 766				900 111	
		h	200 315				802 304		h	312 767					
07/91 - 12/93	BC, BF, BJ, AWD, 2.0/2.2L Sedan & S/Wagon (excl. air susp.)	h	200 314				900 095		h	312 362				900 111	
		h	200 315				802 304		h	200 193					
09/91 - 05/94	BC, BF5#L8, AWD, 2.0 Turbo Sedan & S/Wagon (excl. air susp.)	h	200 188				900 095		h	312 362				900 111	
		h	200 189				802 304		h	200 193					
01/94 - 05/96	BD, BG, 2.2, AWD Sedan & S/Wagon (excl. air susp.)	h	280 814				900 095		h	200 326				900 095	
		h	280 813				802 304		h	200 327					
06/96 - 11/98	BD, BG, 2.2, AWD Sedan & S/Wagon (excl. air susp.)	h	280 814				900 095		h	230 199				802 347	
		h	280 813				802 304		h	230 198				802 346	
														900 095	
11/96 - 11/98	BD/BG9 L9, 2.5, AWD Sedan & S/Wagon (excl. air susp.)	h	200 188				900 095		h	230 199				802 347	
		h	200 189				802 304		h	230 198				802 346	
													900 095		
11/98 - 09/03	BE/BH, 2.0/2.5 AWD Sedan & S/Wagon (excl. B4, self levelling & e-adj. susp.)	h	311 808						h	311 803				802 311	
		h	311 809				802 304		h						

 SACHS		 Front					 Rear								
YEAR	VEHICLE DESCRIPTION	h	Shock Absorber	!	L/R	h	Mounts & Stops	!	h	Shock Absorber	!	L/R	h	Mounts & Stops	!

SUBARU

Liberty (AWD) - continued															
09/03 - 07/06	BL/BP 2.0 GT, Turbo Sedan & Wagon AWD (excl. self levelling & e-adj. susp.)	h	312 893							h	312 924				
		h	312 894							h					
09/03 - 07/07	BL, 2.0/2.5 AWD Sedan & Wagon (excl. self levelling & e-adj. susp.)	h	312 893							h	312 924				
		h	312 894							h					
08/07 ->	2.0/2.5 AWD Sedan & Wagon (excl. self levelling & e-adj. susp.)	h	TBA							h	TBA				
		h	TBA							h					

Outback															
06/96 - 11/98	BG9, 2.5, AWD S/Wagon (excl. self levelling susp.)	h	280 822							h	280 826				
		h	280 821							h	280 825				
11/98 - 09/03	BH, 2.5/3.0 AWD S/Wagon (excl. self levelling & e-adj. susp.)	h	312 207				802 304			h	312 209			802 311	
		h	312 208							h					
09/03 ->	BP 2.5 AWD S/Wagon (excl. self levelling & e-adj. susp.)	h	312 895							h	312 925				
		h	312 896							h					
10/03 - 09	BP 3.0 AWD S/Wagon (excl. self levelling & e-adj. susp.)	h	312 895							h	312 925				
		h	312 896							h					
09/09 ->	2.0l diesel, 2.5, 3.0 petrol AWD S/Wagon (excl. self levelling & e-adj. susp.)	h	TBA	▲						h	TBA	▲			
		h	TBA	▲						h					

Tribeca															
2006 ->	AWD Wagon	h	TBA	▲						h	TBA	▲			
		h	TBA	▲						h					

Vortex															
09/84 - 89	XT 2 dr Coupe (excl. XT6 & air adj. susp.)									h	280 833	▼			
09/84 - 91	XT 2 dr Coupe (excl. XT6 & air adj. susp.)	h	280 836	▼						h	280 833	▼			
		h	280 835	▼						h					
09/84 - 91	XT6 Coupe									h	280 833	▼			
90 - 91	XT 2 dr Coupe (excl. XT6 & air adj. susp.)	h	280 836	▼						h	280 833	▼			
		h	280 835	▼						h					




SUZUKI

Alto															
11/95 - 12/99	MA3EFA/B11S, 1.0 Hatchback	h	280 942	Oil						h	280 943	Oil			
		h	280 941	Oil						h					

Baleno															
04/95 - 11/01	SY41 - GA11, GC31/41, 1.6/1.8, 2WD & 4WD Sedan, Hatchback & S/Wagon (excl. e-adj. Susp.)	h	280 427				802 433			h	200 334				
		h	280 428							h	200 335				

Ignis															
10/00 - 12/05	RG413 1.3L, RG415 1.5L Hatchback	h	312 114							h	312 116				
		h	312 115							h					

Jimny															
11/98 ->	SN413 (JA33, JB33/43) 1.3, 4WD Wagon, Hardback & Soft-top	h	313 900							h	313 899				

 SACHS		 Front					 Rear				
YEAR	VEHICLE DESCRIPTION	Shock Absorber	!	L/R	Mounts & Stops	!	Shock Absorber	!	L/R	Mounts & Stops	!

SUZUKI




Liana											
11/01 - 02/04	RA/RC 31, 1.6i Hatch & Sedan (excl. ABS)	Shock Absorber	!	L/R	Mounts & Stops	!	Shock Absorber	!	L/R	Mounts & Stops	!
		312 210					312 212				
		312 211					312 213				
03/04 ->	RA/RC/RH 51, 1.8L VVT Hatch & Sedan (excl. ABS)	Shock Absorber	!	L/R	Mounts & Stops	!	Shock Absorber	!	L/R	Mounts & Stops	!
		313 797					312 212				
		313 798					312 213				

LJ Series 4X4											
74 - 81	540, LJ10, LJ20, LJ50, LJ50V, LJ81, 4WD Wagon	Shock Absorber	!	L/R	Mounts & Stops	!	Shock Absorber	!	L/R	Mounts & Stops	!
		112 239					311 519				
74 - 81	LJ80/80V 4WD Wagon	Shock Absorber	!	L/R	Mounts & Stops	!	Shock Absorber	!	L/R	Mounts & Stops	!
		112 239									

Sierra											
05/81 - 03/95	SJ410/413 (SJ30/50), 4WD Wagon	Shock Absorber	!	L/R	Mounts & Stops	!	Shock Absorber	!	L/R	Mounts & Stops	!
		112 239					311 519				
04/96 - 12/98	SJ80, 1.3, 4WD Hardtop & Soft-top (incl. coil spring susp.)	Shock Absorber	!	L/R	Mounts & Stops	!	Shock Absorber	!	L/R	Mounts & Stops	!
		310 921					310 922				

Swift											
10/83 - 10/86	SA310 (AA/B41) 1.0L Hatchback	NLA					900 097			110 846	Oil
10/86 - 88	SA310(AA/B43), SA413(AA/B53) SA413 GTi/GXi (AA/B53), 1.0/1.3 Hatchback & Van	Shock Absorber	!	L/R	Mounts & Stops	!	900 097			110 849	Oil
		110 847	Oil								
		110 848	Oil								
88 - 10/91	SF310(AA/B44), SF413(AA/B35) 1.0/1.3L Hatchback (excl. 1.3GTi) Chassis no: 100001 - 140000,	Shock Absorber	!	L/R	Mounts & Stops	!	900 097			280 811	
		230 564									
		230 565									
01/89 - 12/89	SF413(AA/B34) 1.3L GTi Hatchback Chassis No: 100001 - 104275	Shock Absorber	!	L/R	Mounts & Stops	!	900 097			280 811	
		230 564									
		230 565									
01/90 - 92	SF413(AA/B34) 1.3L Gti Hatchback Chassis no: 104276 - 140000	Shock Absorber	!	L/R	Mounts & Stops	!	900 097			280 811	
		230 203									
		230 202									
92 - 97	SF310(AA/B44), SF413(AA/B35) 1.0/1.3L Hatchback, incl. Cino Chassis no: From 140001, incl 1.3GTi	Shock Absorber	!	L/R	Mounts & Stops	!	900 097			280 811	900 095
		230 564									
		230 565									
01/89 - 90	SF413(AF35) 1.3L 4WD, Hatchback Chassis no: 100001 - 102077	Shock Absorber	!	L/R	Mounts & Stops	!	900 097			280 811	900 095
		230 203									
		230 202									
01/91 - 97	SF413(AF35) 1.3L 4WD, Hatchback Chassis no: From 102078	Shock Absorber	!	L/R	Mounts & Stops	!	900 097			280 811	900 095
		230 191									
		230 190									
01/89 - 90	SF413(AH35) 1.3L Sedan Chassis no: To 107571 SF416(AH14) Chassis no: To 109591	Shock Absorber	!	L/R	Mounts & Stops	!	900 097			280 811	900 095
		230 203									
		230 202									
90 - 97	SF413(AH35) 1.3L Sedan Chassis no: From 107572 SF416(AH14) Chassis no: From 109592	Shock Absorber	!	L/R	Mounts & Stops	!	900 097			280 811	900 095
		230 191									
		230 190									
01/89 - 90	SF416(AJ14) 1.6L 4WD, Sedan Chassis no: To 102383	Shock Absorber	!	L/R	Mounts & Stops	!	900 097			280 811	900 095
		230 203									
		230 202									
90 - 97	SF416(AJ14) 1.6L 4WD, Sedan Chassis no: From 102384	Shock Absorber	!	L/R	Mounts & Stops	!	900 097			280 811	900 095
		230 191									
		230 190									
07/05 ->	RS415 1.5L VVT 1.5L VVT (C21) Hatchback	Shock Absorber	!	L/R	Mounts & Stops	!				314 943	
		314 942									
		314 941									

SX4											
2006 ->	1.5L / 1.6L VVT	Shock Absorber	!	L/R	Mounts & Stops	!	Shock Absorber	!	L/R	Mounts & Stops	!
		312 818								312 822	
		312 819									

 SACHS		 Front					 Rear				
YEAR	VEHICLE DESCRIPTION	Shock Absorber	!	L/R	Mounts & Stops	!	Shock Absorber	!	L/R	Mounts & Stops	!

SUZUKI

Vitara / Grand Vitara											
07/88 - 09/99	TA02, TA51, TD11, 1.6/2.0/2.0-V6 4WD Wagon, Hardtop & Soft-top	Shock Absorber	!	L/R	Mounts & Stops	!	Shock Absorber	!	L/R	Mounts & Stops	!
		230 207					230 048				
		230 206									
07/98 - 11/01	TA52, TD62, TL52, 2.0/2.5-V6 4WD Wagon	Shock Absorber	!	L/R	Mounts & Stops	!	Shock Absorber	!	L/R	Mounts & Stops	!
		230 500					230 048				
		230 499									
12/01 - 08/05	2.5 - V6, Grand Vitara 4WD Wagon	Shock Absorber	!	L/R	Mounts & Stops	!	Shock Absorber	!	L/R	Mounts & Stops	!
		230 500					230 048				
		230 499									
09/05 ->	JB 1.6i 4WD Hardtop, 2.0 & 2.7i 4WD Wagon	Shock Absorber	!	L/R	Mounts & Stops	!	Shock Absorber	!	L/R	Mounts & Stops	!
		313 456									
		313 455									
09/05 ->	JT 1.9 L Turbo Diesel 4WD, 2.4 & 3.2 4WD Wagon	Shock Absorber	!	L/R	Mounts & Stops	!	Shock Absorber	!	L/R	Mounts & Stops	!
		313 456									
		313 455									

Vitara XL-7											
07/01 - 07/05	(H25) 2.7V6, Man & Auto, XL-7 & XL-7 Limited 4WD Wagon	Shock Absorber	!	L/R	Mounts & Stops	!	Shock Absorber	!	L/R	Mounts & Stops	!
		230 500			802 292		312 117				
		230 499									

Wagon R											
10/97 - 12/99	MA61, 1.0L Wagon	Shock Absorber	!	L/R	Mounts & Stops	!	Shock Absorber	!	L/R	Mounts & Stops	!
		230 625					230 623				
		230 626									

X-90											
04/96 - 12/97	ELB11, 1.6, 4WD (Targa 2 dr) Hardtop	Shock Absorber	!	L/R	Mounts & Stops	!	Shock Absorber	!	L/R	Mounts & Stops	!
		311 423					230 048				
		311 424									

TOYOTA




4-Runner											
03/84 - 08/85	YN60, LN60 (with rigid front axle) 4WD Wagon	Shock Absorber	!	L/R	Mounts & Stops	!	Shock Absorber	!	L/R	Mounts & Stops	!
		200 988					290 827				
							314 070		HD		
11/85 - 09/89	LN61, YN63 (4WD, All) Wagon LN61, YN63 (Leaf spring rear) Wagon	Shock Absorber	!	L/R	Mounts & Stops	!	Shock Absorber	!	L/R	Mounts & Stops	!
		311 742					311 510				
		313 134			HD		314 070		HD		
10/89 - 06/96	LN130, RN130, YN130 (4WD) Wagon	Shock Absorber	!	L/R	Mounts & Stops	!	Shock Absorber	!	L/R	Mounts & Stops	!
		311 742					311 523				
		313 134			HD		313 145		HD		
90 - 07/96	VZN130 (V6) 4WD Wagon	Shock Absorber	!	L/R	Mounts & Stops	!	Shock Absorber	!	L/R	Mounts & Stops	!
		311 742					311 523				
		313 134			HD		313 145		HD		

4-Runner Surf											
08/89 - 11/95	LN130, KZN130, 4WD Wagon Including NZ	Shock Absorber	!	L/R	Mounts & Stops	!	Shock Absorber	!	L/R	Mounts & Stops	!
		311 742					311 523				
		313 134			HD		313 145		HD		

Aitezza (Private Import)											
03/99 ->	GXE10 & SXE10, 4 dr Sedan	Shock Absorber	!	L/R	Mounts & Stops	!	Shock Absorber	!	L/R	Mounts & Stops	!
							280 881				
		280 879									

Aurion											
11/06 ->	GSV40R, 3.5L Sedan Prodigy, Presara (excl. Sportivo & TRD)	Shock Absorber	!	L/R	Mounts & Stops	!	Shock Absorber	!	L/R	Mounts & Stops	!
		314 674					314 676				
		314 673					314 675				
11/06 ->	GSV40R, 3.5L Sedan Sportivo & TRD	Shock Absorber	!	L/R	Mounts & Stops	!	Shock Absorber	!	L/R	Mounts & Stops	!
		TBA					TBA				
		TBA					TBA				

Avalon											
07/00 ->	MCX10R, all Sedan	Shock Absorber	!	L/R	Mounts & Stops	!	Shock Absorber	!	L/R	Mounts & Stops	!
		313 786			900 095		313 889			900 095	
		313 787					313 890				

		 Front						 Rear					
YEAR	VEHICLE DESCRIPTION	Shock Absorber	!	L/R	h	Mounts & Stops	!	Shock Absorber	!	L/R	h	Mounts & Stops	!

TOYOTA




Avensis Verso Wagon													
08/01 - 10	ACM 20R, ACM 21R	⌚ 313 864		⊕				⌚ 313 857					
		⌚ 313 865		⊕									

Avensis (New Zealand)													
97-03	T22 Sedan,Coupe & Wagon	⌚ 312 806		⊕		⌚ 900 065		⌚ 313 342		⊕		⌚ 900 023	
		⌚ 312 807		⊕				⌚ 313 343		⊕	⊕	⌚ 802 147	
2003 ->	T25 Sedan,Coupe & Wagon	⌚ 311 910		⊕		⌚ 900 162		⌚ 311 912				⌚ 900 156	
		⌚ 311 911		⊕									

Camry (See separate Aurion & Vienta)													
03/83 - 86	SV10, SV11 Liftback, Hatchback	NLA				⌚ 900 111		⌚ NLA		⊕		⌚ 900 111	
								⌚ 110 306	▼	⊕			
87 - 01/93	ZV21 (V6) Sedan	⌚ 110 818	▼			⌚ 900 095		⌚ 110 819				⌚ 900 095	
		⌚ 311 966						⌚ 311 968					
87 - 01/93	ZV21 (V6) Wagon	⌚ 110 818	▼			⌚ 900 095		⌚ 110 820	▼			⌚ 900 095	
		⌚ 311 966											
88 - 92	SV20, SV21, 4 Cyl Sedan & Wagon	⌚ 313 226	53		⊕	⌚ 802 150	⊕	⌚ 313 225				⌚ 900 095	
						⌚ 900 095							
02/93 - 12/95	SDV10, SXV10, 4 Cyl Sedan & Wagon (incl. rotating front spring seat)	⌚ 313 275	53	⊕		⌚ 900 095		⌚ 313 889	53	⊕		⌚ 900 095	
		⌚ 313 276	53	⊕				⌚ 313 890	53	⊕			
01/96 - 07/97	SXV, 4 Cyl Sedan & Wagon (incl. fixed front spring seat)	⌚ 313 786	53	⊕		⌚ 900 095		⌚ 313 889	53	⊕		⌚ 900 095	
		⌚ 313 787	53	⊕				⌚ 313 890	53	⊕			
08/97 - 08/02	MCV20R, SXV20, 2.2/3.0 V6 Sedan & Wagon	⌚ 313 786	53	⊕		⌚ 900 095		⌚ 313 889	53	⊕		⌚ 900 095	
		⌚ 313 787	53	⊕				⌚ 313 890	53	⊕			
09/02 - 07/06	ACV36R, MCV36R 4 & 6 Cyl Sedan	⌚ 313 786		⊕		⌚ 900 095		⌚ 313 889		⊕		⌚ 900 095	
		⌚ 313 787		⊕				⌚ 313 890		⊕			
08/06 ->	ACV40R 2.4L 4Cyl Sedan	⌚ 314 674		⊕				⌚ 314 676		⊕			
		⌚ 314 673		⊕				⌚ 314 675		⊕			

Carina (New Zealand Only)													
4/92 - 9/97	T19 Hatchback, Sedan	⌚ 290 587				⌚ 900 065		⌚ 290 539		⊕		⌚ 900 023	
								⌚ 290 540		⊕			
4/92 - 9/97	T19 Wagon (Chassis No.: JT)	⌚ 290 587				⌚ 900 065		⌚ 312 033		⊕		⌚ 900 023	
								⌚ 312 034		⊕			

Celica													
10/75 - 07/77	RA28, (2000) Hatch & Coupe	⌚ 290 681	▼			⌚ 900 097		⌚ 290 106	▼				
10/75 - 07/77	RA23, RA35, TA23, TA28, TA35 (2000) Hatch & Coupe	⌚ 290 681	▼			⌚ 900 097		⌚ 290 106	▼				
11/77 - 09/83	RA40, RA60, TA40 (2000) Liftback, Hatchback & Coupe	⌚ 290 681	▼			⌚ 900 097		⌚ 311 524					
08/83 - 08/84	RA65 Liftback (2.0L, 2.4L) Hatchback	NLA				⌚ 900 097		⌚ NLA					
08/84 - 07/85	SA63 Liftback (2.0L, 2.4L) Hatchback	NLA				⌚ 900 097		⌚ NLA					
08/85 - 07/87	AT160,ST162 (1600,1800, 2000) Coupe and Liftback (excl. Supra)	⌚ 290 579	▼			⌚ 900 097		⌚ 110 729	▼	⊕			
								⌚ 110 730	▼	⊕			
08/87 - 09/89	AT160,ST162 (1600,1800, 2000) Coupe and Liftback (excl. Turbo) (+ST165 4WD Turbo grey import)	⌚ 290 579	▼			⌚ 900 097		⌚ 290 527	▼	⊕			
								⌚ 290 528	▼	⊕			
10/89 - 02/94	AT180, ST182/184, RT184 1.6L, 1.8L, 2.0L, 2.2L Hatch & Coupe (excl. GT4; 4WD Turbo)	⌚ 312 366				⌚ 900 097		⌚ 170 274		⊕		⌚ 900 095	
								⌚ 170 275		⊕			

 SACHS		 Front					 Rear				
YEAR	VEHICLE DESCRIPTION	Shock Absorber	!	L/R	Mounts & Stops	!	Shock Absorber	!	L/R	Mounts & Stops	!

TOYOTA

Celica - continued

10/89 - 02/94	ST185, GT-Four, 2.0 Turbo, 4WD Liftback-Coupe	⌋ 312 366			⌋ 900 097		⌋ 170 276	⊕			
							⌋ 170 277	⊕			
03/94 - 10/99	ST204, 2.2 Liftback-Coupe & Convertible (excl. front super strut, GT4,4WD Turbo)	⌋ 230 232					⌋ 200 350	⊕			
							⌋ 200 351	⊕			
11/99 ->	ZZT231R, 1.8L Liftback-Coupe	⌋ 312 118		⊕	⊙ 802 306		⌋ 312 120			⊙	802 307
		⌋ 312 119		⊕							

Corolla




05/70 - 75	KE20, KE25 (1200) Sedan & Coupe	⌋ 290 675	▼		⌋ 900 097		⌋ 290 599	▼			
75 - 11/81	KE30, KE35, K40, K45, K50, KE55, K60, K65 Sedan & Coupe	⌋ 290 675	▼		⌋ 900 097		⌋ 311 526				
75 - 11/81	KE36, KE38 (1200, 1300) Wagon & Van	⌋ 290 675	▼		⌋ 900 097		⌋ 311 524				
06/79 - 84	AE70 Sedan & Coupe	⌋ 110 086	▼		⌋ 900 097		⌋ 290 106	▼			
81 - 85	KE70 Sedan & Coupe	⌋ 110 086	▼		⌋ 900 097		⌋ 290 106	▼			
81 - 85	KE70, AE71 Wagon & Van	⌋ 110 086	▼		⌋ 900 097		⌋ 311 524				
05/83 - 86	AE71 Sedan	⌋ 110 086	▼		⌋ 900 097		⌋ 290 106	▼			
05/83 - 05/87	AE86 Sprinter (1.6L) RWD Coupe	⌋ 110 731	▼		⌋ 900 097		⌋ 290 106	▼			
10/84 - 89	AE82 Twin Cam incl. Seca Hatchback & Liftback (excl. 4 wheel disc brake)	⌋ 290 082		⊕	⌋ 900 095		⌋ 110 404			⌋ 900 111	
		⌋ 290 083		⊕							
11/85 - 89	AE80/82 1.3 & 1.6 incl. Seca Sedan, Hatch & Coupe (excl. Twin Cam)				⌋ 900 095		⌋ 290 066	⊕		⌋ 900 111	
							⌋ 290 067	⊕			
06/89 - 08/94	AE90, AE92, AE93, AE94 1.4 1.6 1.8 incl. Seca Sedan, Hatchback & Liftback	⌋ 290 082		⊕	⌋ 900 097		⌋ 290 070	⊕		⌋ 900 111	
		⌋ 290 083		⊕			⌋ 290 071	⊕			
07/91 - 10/92	AE92 (GTi Sports) Hatchback	⌋ 290 579	▼		⊙ 802 145		⌋ 290 070	⊕			
							⌋ 290 071	⊕			
11/87 - 09/95	AE95, 1.6 4WD Wagon	⌋ 290 581			⊙ 802 145		⌋ 290 573				
09/94 - 11/99	AE100, AE101, AE102, 1.6, 1.8 incl. Seca Sedan & Hatchback	⌋ 290 074		⊕	⌋ 900 003		⌋ 290 078	⊕		⌋ 900 111	
		⌋ 290 075		⊕	⊙ 802 348		⌋ 290 079	⊕			
10/98 - 12/01	AE112 (AEB), AE112R (EAB) 1.8 Liftback & Hatchback	⌋ 290 074		⊕	⌋ 900 097		⌋ 311 039	⊕		⌋ 900 111	
		⌋ 290 075		⊕			⌋ 311 038	⊕			
11/99 - 12/01	AE112 (EAB) 1.8 Sedan	⌋ 290 074		⊕	⌋ 900 097		⌋ 311 039	⊕		⌋ 900 111	
		⌋ 290 075		⊕			⌋ 311 038	⊕			
12/01 - 04/07	ZZE122R 1.8 Sedan, Hatchback, S/wagon	⌋ 312 121		⊕	⌋ 900 162		⌋ 311 915			⌋ 900 169	
		⌋ 312 122		⊕	⊙ 802 306						
05/03 - 04/06	ZZE123 1.8L Sportivo	⌋ TBA		⊕			⌋ 311 915			⌋ 900 169	
		⌋ TBA		⊕							
05.07 ->	ZRE152R 1.8L Sedan, Hatch (excl. Levin SX & ZR models)	⌋ TBA		⊕			⌋ TBA				
		⌋ TBA		⊕							

Corolla (New Zealand Only)

04/97 - 01/02	AE115 1.8L AWD Wagon From Chassis No.s: JT172..., JTB72...	⌋		⊕	⊙ 802 348		⌋ 312 860	⊕	⊙	⌋ 802 137	
		⌋		⊕			⌋ 312 861	⊕	⊙	⌋ 802 138	

Corona

11/64 - 03/74	RT40, RT80, RT81, RT82 Sedan	⌋					⌋ 311 526				
03/74 - 10/79	RT104 Sedan	⌋					⌋ 290 095				
08/74 - 10/79	RT118 Wagon	⌋					⊙ 311 519				
79 - 82	RT132, RT133 (2.0L) Sedan with 14" wheels, incl. Liftback	⌋ 110 731	▼		⌋ 900 097		⌋ 311 524				

 SACHS		 Front						 Rear					
YEAR	VEHICLE DESCRIPTION	Shock Absorber	!	L/R	h	Mounts & Stops	!	Shock Absorber	!	L/R	h	Mounts & Stops	!

TOYOTA

Corona - continued													
80 - 83	XT130E (2.0L) Sedan	↓	290 681	▼		⌚	900 097	⊥				⊥	311 524
80 - 83	XT130W, XT131 (2000), S/Wagon	↓	290 681	▼		⌚	900 097	⊥				⊥	311 524
83 - 85	RT142 (2400) excl. I.R.S., Sedan	↓	290 681	▼		⌚	900 097	⊥				⊥	311 524
83 - 87	RT142 (2400), S/Wagon	↓	290 681	▼		⌚	900 097	⊥				⊥	311 524
08/83 - 10/85	ST141 (2000), S/Wagon	↓	290 681	▼		⌚	900 097	⊥				⊥	311 524
08/83 - 87	ST141 (2000) excl. I.R.S., Sedan	↓	290 681	▼		⌚	900 097	⊥				⊥	311 524
10/85 - 87	RT142 Avante(2400) Sedan (w/- independent rear susp.)	↓	290 681	▼		⌚	900 097	⊥				⊥	311 524

Corona MkII													
07/72 - 77	6 cyl. Sedan	⊥	311 506					⊥				⊥	311 526

Cressida													
09/80 - 08/82	MX62 (2800) Sedan (excl. independant rear susp.)	↓	110 731	▼		⌚	900 097	⊥				⊥	290 597 ▼
09/80 - 08/82	MX62 (2800), S/Wagon	↓	110 731	▼		⌚	900 097	⊥				⊥	311 526
09/82 - 07/84	MX62 (2800) Sedan (excl. independant rear susp.)	↓	110 731	▼		⌚	900 097	⊥				⊥	290 597 ▼
09/82 - 07/84	MX62 (2800), S/Wagon	↓	110 731	▼		⌚	900 097	⊥				⊥	311 526
08/84 - 08/88	MX72, MX73 (2800), Sedan & S/Wagon	↓	110 731	▼		⌚	900 097	⊥				⊥	290 597 ▼
88 - 93	MX83 3.0i, Sedan	↓	110 731	▼		⌚	900 097						




Crown													
02/71 - 09/74	MS65, MS75 Sedan	⊥	311 509										
04/75 - 09/80	MS85, MS95 Sedan	⊥	311 509										
09/79 - 08/80	MS111 Sedan & Wagon	⊥	311 509					⊥				290 627 ▼	Oil
10/80 - 09/83	MS112 Sedan & Wagon	⊥	311 509					⊥				290 627 ▼	Oil
10/83 - 05/88	MS123, MS125 Sedan	⊥	311 509										

Echo													
10/99 - 01/07	1.4i, 1.5i Sedan & Hatchback NCP12	⌚	313 963			⌚	900 111	⊥				⊥	280 523

Estima/Lucida/Emina/Previa (Private imports)													
05/90 - 11/99	TCR11 (2WD), TCR21 (4WD) Wagon (with I.R.S.)	⌚	170 993		⊕	⌚	900 095	⊥				⊥	312 441
		⌚	170 992		⊕								
05/90 - 11/99	TCR/CRX10 (2WD), TCR20 (4WD) Wagon (with rear rigid axle)	⌚	170 993		⊕	⌚	900 095	⊥				⊥	312 437
		⌚	170 992		⊕								

Kluger													
10/03 - 07	HP21 CV, CVX EP21 Grande 3.3 V6 AWD Wagon	⌚	312 904		⊕							⌚	312 901 ⊕
		⌚	312 905		⊕							⌚	312 902 ⊕
08/07 ->	GSU 40R FWD & GSU45R AWD 3.5L Wagon	⌚	TBA		⊕							⌚	TBA ⊕
		⌚			⊕							⌚	

Landcruiser													
59 - 01/75	FJ40 (To chass. No. 19114) 4WD, All Wagon	⊕	311 519									⊕	311 519
61 - 10/84	FJ45, 4WD, All Wagon	⊕	311 519									⊕	311 518
												⊕	311 522
69 - 08/80	FJ55, 4WD, All Wagon	⊥	311 524									⊕	311 518
												⊕	313 918




		 Front						 Rear							
YEAR	VEHICLE DESCRIPTION	h	Shock Absorber	!	L/R	h	Mounts & Stops	!	h	Shock Absorber	!	L/R	h	Mounts & Stops	!

TOYOTA

Landcruiser - continued															
72 - 10/82	HJ45, 4WD, All Wagon	o	311 519						o	311 518					
									o	311 522					
02/74 - 79	BJ40, 4WD, All Wagon	o	311 519						o	311 518					
									o	311 522					
01/75 - 79	FJ40 4WD, All Wagon Chassis no. 19115 - 298294	o	311 519						o	311 518					
79 - 10/84	FJ40 4WD, All Wagon	o	311 519						o	311 518					
80 - 10/84	BJ40, BJ42, 4WD, All Wagon From Chassis no.: 298295	o	311 519						o	311 518					
									o	311 522					
									o	313 918					
80 - 10/84	HJ47, 4WD, All Wagon	o	311 519						o	311 518					
									o	311 522					
									o	313 918					
08/80 - 10/85	FJ60, FJ62, HJ60, HJ61, 4WD, All Wagon	o	311 523						o	311 518					
		o	313 132	HD					o	313 918	HD				
10/85 - 90	FJ60, FJ62, HJ60, HJ61, 4WD, All Wagon	o	311 523												
		o	313 132	HD											
11/84 - 90	LJ70, RJ70, LJ73, RJ73 Bundera (coil spring), 4WD, All	o	312 457						o	110 396			o		
									o	110 397			o		
01/90 - 04/96	LJ70, FJ70 Hardtop, RJ70, KZJ70 Wagon (NZ application Only)	o	312 439						o	312 071					
03/90 - 02/98	FZJ80, FJ80, HDJ80, HZJ80 Wagon	o	280 431						o	170 439					
		o	313 137	HD 13											
03/98 ->	FZJ/HDJ/HZJ/UZJ100/105 IFS models Wagon (excl. adj. susp.)	o	280 867						o	280 869					
		o	313 130	HD					o	313 131	HD				
03/98 ->	FZJ105R, HZJ105R, (excl. I.F.S.), 4WD, All Wagon	o	280 431						o	170 439					
		o	313 137	HD 13											
12/07 ->	UZJ200 V8Petrol & Diesel Wagon		TBA							TBA					

Landcruiser Prado															
07/96 - 02/03	90 Series, KZJ95, VZJ95 Wagon (excl. adj. susp.)	o	230 631						o	312 461					
02/03 - 11/09	KZJ120, RZJ120, GRJ120, KDJ120R 4WD Wagon (excl. adj. suspension)	o	312 214						o	312 215					
12/09 ->	KDJ/GRJ 150R 4WD Wagon		TBA							TBA					

Lexcen															
09/89 - 08/93	VN, VP Sedan (incl. beam rear axle)	h	311 528					h	900 003	o	311 525				
09/89 - 08/93	VN, VP Wagon (Std height susp only)	h	311 528					h	900 003	o	311 526				
11/91 - 08/93	VP Sedan (incl. I.R.S.)	h	311 528					h	900 003	o	311 520				
08/93 - 04/97	VR, VS Sedan (incl. I.R.S.)	h	311 533			o	o	h	802 034	35	o	311 520			
		h	311 534			o	o	h	801 039	35					
								h	802 234						
								h	900 003						
08/93 - 04/97	VR, VS Sedan (incl. rear beam axle)	h	311 533			o	o	h	802 034	35	o	311 525			
		h	311 534			o	o	h	801 039	35					
								h	802 234						
								h	900 003						

 SACHS		 Front					 Rear				
YEAR	VEHICLE DESCRIPTION	Shock Absorber	!	L/R	Mounts & Stops	!	Shock Absorber	!	L/R	Mounts & Stops	!

TOYOTA
Lexcen - continued

08/93 - 04/97	VR, VS Wagon	⌚ 311 533		⊕	⊙ 802 034	35	⊖ 311 526				
		⌚ 311 534		⊕	⊙ 801 039	35					
					⊙ 802 234						
					⌚ 900 003						

MR2

01/90 - 99	SW20, 2.0 Coupe	⌚ 280 476					⌚ 280 478				
10/00 ->	ZZW30 Spyder Coupe	⌚ 312 230		⊕			⌚ 312 232		⊕		
		⌚ 312 231		⊕			⌚ 312 233		⊕		

Paseo

06/91 - 10/95	EL44, 1.5 Coupe	⌚ 314 067		⊕	⌚ 900 097		⊖ 312 433				
		⌚ 314 068		⊕	⊙ 802 148					⊙ 802 136	
11/95 - 99	EL54, 1.5 all 2 dr Coupe	⌚ 314 067		⊕			⊖ 312 433				
		⌚ 314 068		⊕	⊙ 802 148					⊙ 802 136	

Picnic (New Zealand Only)

05/96 - 12/01	2.0L, 2.0L 16V (SXM10), 2.2D (CMX10)	⌚ 313 352		⊕			⊖ 313 386				
		⌚ 313 353		⊕							

Prius




10/01-04	NHW11R 1.5L CVT Sedan	⌚ 311 806		⊕			⊖ 312 234			⌚ 900 169	
		⌚ 311 807		⊕	⊙ 802 405					⊙ 802 307	
04-6/09	NHW20R 1.5L CVT 5 dr Hatch	⌚ 312 869		⊕		⌚ 900 171	⊖ 312 929			⌚ 900 169	
		⌚ 312 870		⊕							
07/09 ->	ZVW30R	TBA					TBA				

Rav 4

06/94 - 01/98	SXA10/11G, 2.0, All Wagon & Hardtop	⌚ 310 704				⌚ 900 163	⊖ 310 706				
						⊙ 802 298					
02/98 - 07/00	SXA10/11G, 2.0 Wagon & Hardtop & Cabriolet (excl. 235/60R 16" tyre)	⌚ 280 896		⊕		⌚ 900 163	⊖ 310 706				
		⌚ 280 895		⊕	⊙ 802 298						
02/98 - 07/00	SXA10G, 3 dr Hardtop & Cabriolet (incl. 235/60R 16" tyre)	⌚ 280 896		⊕		⌚ 900 163	⊖ 280 900				
		⌚ 280 895		⊕	⊙ 802 298						
02/98 - 07/00	SXA11G, 5 dr Wagon (incl. 235/60R 16" tyre)	⌚ 280 892		⊕		⌚ 900 163	⊖ 280 899				
		⌚ 280 891		⊕	⊙ 802 298						
07/00 - 08/03	ACA20R, ACA21R 3dr/5dr 4WD Wagon	⌚ 313 806		⊕		⌚ 900 154	⊖ 310 706				
		⌚ 313 807		⊕	⊙ 802 298						
07/00 - 08/03	XA21R 3dr/5dr 4WD Wagon 2.0L New Zealand Only	⌚ 313 808		⊕		⌚ 900 154	⊖ 310 706				
		⌚ 313 809		⊕	⊙ 802 298						
09/03 - 01/06	ACA22R, ACA23R 3dr/5dr 4WD Wagon	⌚ 313 806		⊕		⌚ 900 154	⊖ 310 706				
		⌚ 313 807		⊕	⊙ 802 298						
02/06 ->	ACA33R, GSA33R 3dr/5dr AWD Wagon 2.4L and 3.5 V6	⌚ 313 883		⊕			⊖ 313 887				
		⌚ 313 884		⊕							

Soarer (Private Import)

01/86 - 04/91	GZ20, MZ20/21 Coupe (excl. e-adj. susp.)	⊖ 280 845					⊖ 280 847				
05/91 - 01	JZZ30, UZZ30 Coupe	⊖ 310 973					⊖ 310 974				

		 Front						 Rear							
YEAR	VEHICLE DESCRIPTION	h	Shock Absorber	!	L/R	h	Mounts & Stops	!	h	Shock Absorber	!	L/R	h	Mounts & Stops	!

TOYOTA

Spacia															
10/93 - 01/98	YR22 2.2LT Wagon	⊥	311 509						⊥	311 524					
10/98 - 11/01	SR40 2.0L Wagon	⊥	310 927						⊥	310 928					

Starlet															
90 - 04/94	EP80/81/82, NP80, 1.0 1.3 (incl. Turbo) 1.5D Hatchback	⊥	312 628			⊕	900 097		⊥	312 029					
		⊥	312 629			⊕									
05/94 - 02/96	EP80/81/82, NP80, 1.0 1.3 (incl. Turbo) 1.5D Hatchback	⊥	312 628			⊕	900 097		⊥	312 433					
		⊥	312 629			⊕									
03/96 - 11/99	EP91, 1.3 Hatchback	⊥	314 067			⊕	802 148		⊥	312 433					
		⊥	314 068			⊕									

Supra															
06/83 - 12/85	MA61 2.8i Hatchback	⊥	NLA						⊥	290 597	▼				
86 - 12/92	MA70/71, 3.0i incl. Turbo Coupe (excl. adj. susp.)	⊥	280 845						⊥	280 847					
93 - 98	JZA80, 3.0i Bi-Turbo Coupe	⊥	280 849							280 851					




Surf (Private Imports & New Zealand)															
08/88 - 11/95	LN130, YN130, VZN130 (w/- torsion bar I.F.S. susp) (excl. e-adj. susp.)	⊥	311 742						⊥	311 523					
									⊥	313 145					
11/95 - 11/02	LN185W, KZN185W (w/- coil I.F.S susp.) (excl. e-adj. susp.)	⊥	230 631						⊥	312 461					

T18															
08/79 - 05/83	TE71, TE72 Coupe (incl. Liftback)	⊥	110 731						⊥	290 106	▼				

Tarago / Previa / Estima															
11/82 - 10/90	YR20, YR21, YR22, CR21 Wagon	⊥	311 509						⊥	311 524					
91 - 5/00	TCR10, TCR20 Wagon (incl. beam rear)	⊥	170 992			⊕	900 095		⊥	312 437					
		⊥	170 993			⊕	802 150								
91 - 5/00	TCR11, TCR21 Wagon (with I.R.S)	⊥	170 992			⊕	900 095		⊥	312 441					
		⊥	170 993			⊕	802 150								
06/00 - 02/06	ACR30R 2WD, 2.4LT Wagon	⊥	312 217			⊕			⊥	312 218					
03/06 ->	ACR50R 2WD 2.4L Wagon, GSR 3.5L V6 FWD	⊥	TBA			⊕			⊥	TBA					
		⊥				⊕									

Vienta															
02/93 - 09/95	VDV10 Sedan & Wagon (incl. rotating front spring seat)	⊥	313 275	53		⊕	900 095		⊥	313 889	53		⊕		
		⊥	313 276	53		⊕			⊥	313 890	53		⊕		
10/95 - 08/97	VCV10 Sedan & Wagon (excl. rotating front spring seat)	⊥	313 786	53		⊕	900 095		⊥	313 889	53		⊕		
		⊥	313 787	53		⊕			⊥	313 890	53		⊕		
08/97 - 10/00	MCV20R Sedan & Wagon	⊥	313 786	53		⊕	900 095		⊥	313 889	53		⊕		
		⊥	313 787	53		⊕			⊥	313 890	53		⊕		

Yaris															
11/05 ->	NCP90R,91R,93R All models	⊥	314 751			⊕	801 042		⊥	314 752				⊕	900 242
		⊥	314 750			⊕									

		 Front					 Rear								
YEAR	VEHICLE DESCRIPTION	h	Shock Absorber	!	L/R	h	Mounts & Stops	!	h	Shock Absorber	!	L/R	h	Mounts & Stops	!




TOYOTA CMV

Coaster															
72 - 04/82	RU18, JU18 Bus									o/c					311 518

Dyna/150															
70 - 77	RU10, BU10, JU10 (Dual wheel) Truck RU10, RU12, BU12 (Single wheel) Truck RU12, JU10, JU12 Truck	o/c	311 519							o/c					311 518
		o/c	313 061							o/c					313 062
05/70 - 01/72	RU15, JU15 (Single wheel) Truck RU15, JU15 (Dual wheel) Truck	o/c	311 519							o/c					311 518
		o/c	313 061							o/c					313 062
02/72 ->	RU15, BU15 Truck	o/c	311 519							o/c					311 518
		o/c	313 061							o/c					313 062
85 ->	YY61, LY60, LY61, LY 211L (Dual wheel) Truck	1/2	280 863							o/c					230 144
85 ->	YY51/60, YY52/61, LY60, LY61, YY211, LY211 (Single wheel) Truck	1/2	280 857							o/c					280 859 ▼
		1/2	313 584	HD						o/c					
85 ->	LY60R, YY61R, YY 211R, LY 211R (Dual wheel) Truck	1/2	280 857							o/c					280 861
		1/2	313 584	HD						o/c					
08/85 - 08/87	YY61L, LY60L Truck	1/2	280 857							o/c					230 144
		1/2	313 584	HD						o/c					
8/88 - 94	BU60, 61, 62 (Single wheel) Truck	1/2	280 857							o/c					280 859 ▼
		1/2	313 584	HD						o/c					
8/88 - 95	BU60, 61, 62 (Dual wheel) Truck	1/2	280 863							o/c					230 144
8/88 - 92	BU65, BU67 Truck	1/2	280 857							o/c					
		1/2	313 584	HD						o/c					
8/88 - 94	BU87, BU88, BU94 Truck	1/2	280 857							o/c					311 518
		1/2	313 584	HD						o/c					313 062

Hi-Ace															
67 - 77	PH10, PH11, PH16, RA11, RA11J Van	1/2	311 509							o/c					311 519
67 - 11/82	LH & RH10, 20, 30, 40 Van (excl. RH22 & 24)	1/2	311 509							o/c					311 519
02/77 - 11/82	RH22 Van	1/2	311 509							o/c					
12/82 - 01/84	LH50, LH60, LH70, YH50, YH60, YH70 Van	1/2	311 507							o/c					311 519
01/84 - 09/89	LH50, LH60, LH70, YH50, YH60, YH70 Van	1/2	311 507							o/c					110 826
8/96 ->	RCH18/28, RCH19/29, LXH18/28, LCH18/28 (+ 2.5 D-4D AWD NZ Only)	1/2	230 515							o/c					312 805
10/88 - 98	RZH100, 103, 113 & LH100 Series Van & Commuter Bus	1/2	290 152	Oil						o/c					290 160 Oil
1998 ->	RZH100 & LH100 Series Van & Commuter Bus	1/2	290 152	Oil						o/c					290 160 Oil
2000 ->	LH 184, LH172		TBA												TBA
10/00 - 02/05	RCH12/22, 2.4 Van & Commuter Bus (with IRS)	1/2	290 152	Oil						o/c					312 804
03/05 ->	TRH/KDH201/221/223, 2.4 Van & Commuter Bus (with IRS)	1/2	TBA							o/c					230 023

Hilux															
68 - 04/72	RN10, RN13, RN15, RN16 Ute	1/2	311 506	23						o/c					311 519
		1/2	311 509	23						o/c					
05/72 - 07/78	RN20, RN22, RN23, RN25 Ute	1/2	311 506	23						o/c					311 519
		1/2	311 509	23						o/c					

		 Front						 Rear					
YEAR	VEHICLE DESCRIPTION	Shock Absorber	!	L/R	h	Mounts & Stops	!	Shock Absorber	!	L/R	h	Mounts & Stops	!

TOYOTA CMV




Hilux - continued													
08/78 - 03/84	LN30, LN40, RN30, RN40 Ute	∟	311 506	23				∞	311 519				
		∟	311 509	23									
01/79 - 07/83	RN36, RN46, 4WD	∟	200 988					∞	313 918				
03/81 - 07/83	LN36, LN46 4WD	∟	200 988					∞	313 918				
08/83 - 08/88	LN65, LN67, YN65, YN67 4WD	∟	200 988					∞	311 510				
08/83 - 08/88	LN50, RN50, YN50 Series Ute	∟	311 509					∞	311 518				
								∞	313 919				
88 - 11/97	LN106, RN105 4WD	∟	200 988					∞	311 510				
08/88 - 12/96	LN107, RN106, LN111, RN110, 4WD Ute (with independent front susp.)	∟	311 742					∞	311 510				
								∞	313 134	HD			
10/88 - 11/97	RN106/110 LN107/111, 4WD Ute (IFS)	∟	311 742					∞	290 827				
								∞	290 619				
								∞	313 134	HD			
08/88 - 12/96	RN85, RN90, LN85, LN86, LN90 Ute (incl. Grinner)	∟	311 509					∞	311 518				
								∞	313 919				
11/97 - 4/05	RZN169/169/174R/ LN167/172/172R, KZN165, RZN174R 4WD UTE (IFS Front)	∟	311 742					∞	290 829				
								∞	290 124				
11/97 - 03/05	RZN & LN Series 4x2 Ute & Cab-Chassis	∟	311 509					∞	311 522				
								∞	313 918				
12/97 - 03/05	RZN168 / 169 / 173, LN165 / 167 / 172 4WD Ute (with independent front susp.)	∟	311 742					∞	311 510				
								∞	313 134	HD			
04/05 ->	KUN26R/GGN25R 4WD Ute (with coil spring front susp.)	∟	TBA					∞	TBA				
								∞	313 146	HD			
04/05 ->	KUN16R/GGN15R 2WD (VIGO) Ute (with coil spring front susp.)	∟	313 835					∞	313 978				
								∞	313 836				

Landcruiser													
84 - 12/89	FJ70, FJ73, FJ75, BJ70, BJ73, BJ74, BJ75, HJ75, 4WD, All Wagon	∟	311 523					∞	311 510				
								∞	313 132	HD			
12/89 - 10/99	FZJ75, HZJ75, PZJ75, 4WD, All Wagon	∟	311 523					∞	311 510				
								∞	313 132	HD			
09/99 ->	76/78/79 Series 4WD Cab Chassis Ute	∟	313 136	HD				∞	313 135	HD			

Lite-Ace													
05/71 - 09/79	KM10, KM11 All Van	∟	311 506					∞	311 519				
10/79 - 10/85	CM20, KM20 Van (Twin tyres)	∟	311 509										
02/80 - 10/85	CM20, KM20 Van (Single tyres)	∟	311 509					∞	290 132				
10/85 - 03/92	CM35, KM30, KM31, KM36 Van (Leaf spring rear)	∟	311 509										

Stout, Lite Stout													
63 - 69	RK40, RK40V, RK43 Van	∟	311 506					∞	311 519				
60 - 84	RK45, RK47, RK100, RK101 Van							∞	311 519				

Town-Ace													
04/92 - 01/97	YR22, YR26, YR39PV Van	∟	311 509										
10/96 - 11/01	KR43 SBV Van	∟	310 927					∞	310 928				

		 Front					 Rear						
YEAR	VEHICLE DESCRIPTION	Shock Absorber	!	L/R	h	Mounts & Stops	!	Shock Absorber	!	L/R	h	Mounts & Stops	!

TOYOTA CMV

Toyo-Ace

71 - 83	RY10, YR10JR, RY12, RY14, PY10 Van	∅	311 526					∅	311 519				
72 - 83	JY16, RY16, Van	∅	311 519					∅	311 519				

VOLKSWAGEN

1300

04/66 - 12/68	1300, Deluxe Sedan	∅	313 898					∅	312 666				
---------------	--------------------	---	---------	--	--	--	--	---	---------	--	--	--	--

Beetle

53 - 70	Type 1, Karmann Ghia	∅	226 439	⊕									
70 - 76	Type 2 & 3	∅	313 712	⊕									
60 - 03/66	1200	∅	195 431					∅	312 666	Oil			
63 - 01/71	1500	∅	313 898					∅	312 666	Oil			
04/66 - 76	1600, Superbug L, S, Fast-, Squareback		NLA					∅	312 666	Oil			
03/70 - 06/75	1300, 30kW	h	972 002	38	Oil			∅	170 546	Oil			
		h	100 199	39	Oil								
		h	100 623	40	Oil								
12/75 - 76	1.6	∅	313 898		Oil			∅	312 666	Oil			

New Beetle

02/00 - 09/05	1.6i, 1.8T, 2.0i 9C Coupe, 2.0i 1Y Cabriolet (excl. 1.9TD Coupe)	h	200 954			h	900 042	∅	556 271		h	900 140	
						⊕	802 270						

Bora

12/99 - 12/05	2.0i, 2.3i Sedan (excl. Sport)	h	200 954			h	900 042	∅	556 268		h	900 064	
						⊕	802 270				⊕	802 535	
12/99 - 12/05	2.8i V6 - 4motion Sedan	h	200 954			h	900 042		TBA		⊕	802 535	
						⊕	802 270				⊕	802 535	

Caravelle




93 - 12/96	3D, 81kW Wagon	∅	170 880					∅	170 786				
08/82 - 82	51kW Bus	∅	106 477	Oil				∅	106 478	Oil			
11/86 - 12/92	C, 70kW Bus	∅	106 477	Oil					NLA				
84 - 86	CL, GL, 63kW Bus												
5/89 - 2/92	GL, Syncro, (4x4), 70kW Bus	∅	110 337	▼	Oil			∅	110 338	▼	Oil		

Eos

02/07 ->	2.0TDI, 2.0i Convertible	h	313 053	early model		h	900 105	ST	∅	312 826		h	900 064
	STD, Sports and comfort suspensions	h	311 863	late model		h	900 136	SP					
						⊕	802 417						

Golf I

03/78 - 12/82	1.1, GLD, 37kW Hatchback	h	100 758			h	900 001		∅	170 445		h	900 006
01/76 - 83	1.5, 1.6, LS, GLS, GLD Hatchback					⊕	802 045						
03/77 - 80	1.6, GLS, 55kW Hatchback												
03/77 - 80	1.6, GLS, 55kW Hatchback												
76 - 80	1.6, LS, 55kW Hatchback												
03/76 - 76	1.6, LS, 55kW Hatchback												
09/90 - 07/94	1.8, 70kW Hatchback												

 SACHS		 Front					 Rear				
YEAR	VEHICLE DESCRIPTION	Shock Absorber	!	L/R	Mounts & Stops	!	Shock Absorber	!	L/R	Mounts & Stops	!

VOLKSWAGEN

Golf II (19E)

02/84 - 06/93	1.3, 1.6, 1.8 Hatchback	⌋ 100 759 ⌋ 115 159			⊕ 802 047 ⊕ 900 001		⌋ 105 748			⊕ 900 007	
---------------	-------------------------	------------------------	--	--	------------------------	--	-----------	--	--	-----------	--

Golf III

10/95 - 09/98	1.8, CL, 66kW Hatchback	⌋ 200 158			⊕ 900 001		⌋ 105 748			⊕ 900 007	
10/95 - 02/97	1.9TDi, GL, 66kW Hatchback		⊕ 802 261								
08/94 - 09/98	2.0, GL, 85kW Hatchback										
07/93 - 05/98	1.8, CL, 66kW Cabriolet 2.0, GL, 85kW Cabriolet	⌋ 170 128			⊕ 900 001		⌋ 105 748			⊕ 900 007	
			⊕ 802 261								
03/94 - 10/98	2.8, VR6, 128kW Hatchback	⌋ 170 128			⊕ 900 001		⌋ 105 776			⊕ 900 007	
					⊕ 802 261						

Golf IV

10/98 - 06/04	1.6, GL, 74kW Hatchback	⌋ 200 954			⊕ 900 042		⌋ 556 268			⊕ 900 064	
11/99 - 06/04	1.6, GL, 74kW Hatchback		⊕ 802 270								
10/98 - 06/99	1.8, GLE, 92kW Hatchback										
03/99 - 06/04	1.8T, GTi, 110kW Hatchback										
11/99 - 06/04	2.0, GLE, 85kW Hatchback										
07/99 - 06/04	2.0, GLE, 85kW Hatchback										
06/98 - 06/04	1.8i, 2.0i Cabriolet	⌋ 170 128			⊕ 900 001		⌋ 105 748			⊕ 900 007	
					⊕ 802 261						

Golf V

07/04 - 08	1.6i, 19DT, 2.0i, 2.0DT Hatchback	⌋ 312 267 311 013	SP		⊕ 900 136 ⊕ 900 105	SP	⌋ 310 950			⊕ 900 064	
					⊕ 802 417				⊕ 802 340		

Golf VI

2008 ->	1.2L, 1.4L, 1.6L TDi, 2.0L Tdi Hatch	⌋ 312 267 311 863	50mm 55mm		⊕ 900 136 ⊕ 900 105	SP	⌋ 310 950			⊕ 900 064	
					⊕ 802 417						
2009 ->	1.2L, 1.4L, 1.6L TDi, 2.0L Tdi Comfortline	⌋ 312 267 312 615	50mm 55mm		⊕ 900 136 ⊕ 900 105	SP	⌋ 310 950			⊕ 900 064	
					⊕ 802 417						




Jetta

06 - 10	2.0i FSI, 2.0Turbo & 2.0 Tdi Sedan (incl. sports susp.)	⌋ 312 267 312 615	50mm 55mm		⊕ 900 136 ⊕ 900 105	SP	⌋ 312 617			⊕ 900 064	
					⊕ 802 417						

Multivan (See CMV)

Polo

10/96 - 08/00	6N 1.6i Hatchback	⌋ 170 888			⊕ 900 002		⌋ 290 929			⊕ 900 052	
09/00 - 07/02	6N 1.4i Hatchback		⊕ 802 275								
08/02 - 03/05	9N 1.4i Hatchback	⌋ 300 034			⊕ 900 105		⌋ 280 564			⊕ 900 064	
					⊕ 802 418					⊕ 802 535	

		 Front					 Rear				
YEAR	VEHICLE DESCRIPTION	Shock Absorber	!	L/R	Mounts & Stops	!	Shock Absorber	!	L/R	Mounts & Stops	!

VOLKSWAGEN

Passat											
07/73 - 09/80	Sedan & Wagon	⌋	100 786		⌋	900 001					
10/80 - 82	Sedan & Wagon	⌋	100 786		⌋	900 001	⊙	105 723			
08/95 - 02/97	3A2 - 2.0i, 2.8i VR6 Sedan	⌋	170 160		⊙	802 261	⊙	105 813			
01/97 - 11/00	3B2/3B5 2.8 V6 Synchro/4motion Sedan, Variant To Chassis No. : 3B-WE113 561	⌋	280 567		⊙	802 082	⊙	556 281			
		⌋	170 811		⌋	900 075					
03/98 - 04/01	3B2 - 1.8L incl. Turbo & 2.8L V6 Sedan & Variant Wagon	⌋	280 567	27			⊙	556 277			
		⌋	557 839	28							
05/01 ->	3B3 - 1.8T, 2.3i, 2.8i Sedan (excl. 4motion)	⌋	557 839		⊙	802 082	⊙	556 277			
05/01 - 05	3B6 - 1.8T, 2.3i, 2.8i, Sedan (incl. 4motion)	⌋	557 839		⊙	802 082	⊙	556 281			
					⌋	900 075					
2006 ->	2.0L, 3.2L FSI Sedan & Wagon	⌋	313 472		⌋	900 316	⊙	311 346		⌋	900 202
			311 344	SP	⌋	900 105				⌋	900 203
					⊙	802 417			⊙	802 382	

Tiguan SUV											
2008 ->	SUV 2.0L Petrol and Diesel	⌋	312 643		⌋	900 104	⊙	313 252	STD	⌋	900 202
					⊙	802 417	⊙	313 253	SP	⊙	802 382

Touareg SUV											
09/03 - 10	3.2L, 4.2L, 2.5TD, 3.0TD, 4.9TD Wagon	⌋	314 462		⊙	802 550	⊙	314 463			
		⌋	314 461		⊙						

Vento											
05/95 - 12/97	2.0i Sedan	⌋	200 158		⌋	900 001	⊙	105 748			




VOLKSWAGEN CMV

Caddy											
03/05 ->	1.6i 75 kW, 1.9TDi 77kW Van	⌋	311 863		⌋	900 104	⊙	313 320		⊙	801 038
					⊙	802 417					

Crafter											
2006 ->	Van and Cab Chassis	⌋	TBA		⌋	900 183	⊙	314 608			
					⊙	802 419					

LT35 - LT46											
03/06 ->	All Cab Chassis	⌋	115 904		⌋	900 085	⊙	290 377			
			115 905		⊙	802 323	25	⊙	124 654		
					⊙	802 324	26				
03/06 ->	All Vans	⌋	115 904		⌋	900 085	⊙	290 377			
			115 905		⊙	802 323	25	⊙	124 654		
					⊙	802 324	26				

Multivan											
2005 ->	3.2L Petrol 2.0 TD and 2.5L TD	⌋	313 327		⌋	900 189	⊙	313 031			
					⊙	802 455					

 SACHS		 Front					 Rear								
YEAR	VEHICLE DESCRIPTION	h	Shock Absorber	!	L/R	h	Mounts & Stops	!	h	Shock Absorber	!	L/R	h	Mounts & Stops	!

VOLKSWAGEN CMV

T1 Transporter / Kombi															
08/68 - 80	All Van	∞	880 001	HD					∞	793 031	HD				

T2 Transporter / Kombi															
07/70 - 80	All, excl. Syncro Van, Bus, C/Chass, Box, Flatbed	∞	701 131						∞	794 031					
		∞	880 001	HD					∞	793 031	HD				
		∞	313 714	⊕											
88 - 12/92	Syncro, 4x4 Van, Bus	⊥	110 337						∞	110 338					

T3 Transporter / Kombi															
82 - 12/92	All Van, Bus	⊥	106 477	HD					∞	106 478	HD	Oil			

T4 Transporter															
01/93 - 07/04	All Van, Bus, C/Chass, incl. Syncro	⊥	170 880						⊥	170 786	42				
		⊥	105 819	HD	Oil				⊥	170 787	43				
									⊥	105 820	HD	Oil			

T5 Transporter															
08/04 ->	1.9 T/D, 2.0i, 2.5/D, 3.2 V6 incl. 4motion Van and Cab Chassis	⚡	313 327				⊕	802 455		∞	313 711	HD			
										∞	313 031				

VOLVO

140, 160 Series															
66 - 08/74	142, 144, 145, 164, 164E, 164TE Sedan & Wagon	⊥	311 506												

240 / 260 Series															
1/79 - 10/93	All (incl. Turbo, GT, GLT) Sedan & Estate	⚡	100 597	2			⚡	900 017		∞	170 867				




360 Series															
82 - 87	All (excl. European Police susp.)	⚡	100 320	▼						⊥	101 671				

440 Series															
10/93 - 9/96	2.0L, 80kW Sedan	⚡	312 323							∞	170 087				

740 (744/745) Series															
09/85 - 12/91	All Sedan	⚡	100 659				⚡	900 018		∞	106 491				
05/87 - 12/91	Estate (incl. Rear beam axle) (excl. self levelling susp.)														

850 Series															
10/93 - 01/97	2.3L, 166kW Sedan & Wagon From Chass. No. 52901 (incl. self-levelling susp.)	⚡	290 168	Oil			⊕	802 107	25	⊥	444 213	▼	⊕	802 089	
							⊕	802 088	26						
10/93 - 01/97	2.3L, 166kW Sedan & Wagon (excl. self-levelling susp.)	⚡	290 168	Oil			⊕	802 107	25	⊥	105 828		⊕	802 089	
							⊕	802 088	26						

940 Series															
11/90 - 09/96	All Sedan & Estate (incl. rear beam axle) (excl. self-levelling susp.)	⚡	100 659				⚡	900 018		∞	106 491				

		 Front					 Rear				
YEAR	VEHICLE DESCRIPTION	Shock Absorber	!	L/R	Mounts & Stops	!	Shock Absorber	!	L/R	Mounts & Stops	!

VOLVO

960 Series

10/94 - 01/97	2.9L Sedan						∅	444 091	▼		
								124 818	≡		
11/91 - 10/93	2.9L Wagon (excl. self-levelling susp.)	! 100 659					∅	106 491			
94 - 97	SE 2.9 150kW Estate						∅	124 816			

C30

04/07 ->	2.4i, 2.5T, 2.4T/D Hatch	! 313 665		⊕	! 900 157		∅	313 669		! 900 200	
		! 313 667		⊕	⊕ 802 460						

C70

01/98 - 12/02	2.3T, 2.4T Coupe	! 290 168	Oil		⊕ 802 107	25	∅	105 828		⊕ 802 089	
					⊕ 802 088	26					

S40 & V40 (Standard Suspension)

03/97 - 07/99	2.0i, 2.0T Sedan & Wagon	! 230 318		⊕	! 900 047		∅	230 322		! 900 067	
		! 230 319		⊕							
08/99 - 04/00	1.8i, 2.0i, 2.0T Sedan & Wagon	! 310 071		⊕	! 900 047		∅	230 322			
		! 310 072		⊕							
05/00 - 05/04	1.8i, 2.0i, 2.0T Sedan & Wagon	! 310 838		⊕	! 900 076		∅	310 842		! 900 067	
		! 310 839		⊕							

S40 & V40 (Sport suspension)

03/97 - 07/99	T4 1.9T Sedan and Wagon 2.0i, 2.0T Sedan & Wagon	! 230 299		⊕			∅	230 305			
		! 230 300		⊕							
08/99 - 04/00	T4 1.9T Sedan and Wagon 1.8i, 2.0i, 2.0T Sedan & Wagon	! 310 075		⊕			∅	230 305			
		! 310 076		⊕							
05/00 - 05/04	T4 1.9T Sedan and Wagon	! 310 844		⊕			∅	310 848			
		! 310 845		⊕							
05/00 - 05/04	1.8i, 2.0i, 2.0T Sedan & Wagon	! 310 846		⊕			∅	310 842			
		! 310 847		⊕							

S40 (M Series)

07/04 ->	2.4i 125kW, T5 2.5i 162 kW (excl. D5 2.4T/D) Sedan & Wagon	! 313 665		⊕			∅	313 669			
		! 313 667		⊕							

S60




11/00 ->	2.4i, 2.4T, T5 2.3T Sedan	! 554 048			! 900 003		∅	300 075			
					⊕ 802 088	26					
					⊕ 802 379	26					

S60 AWD

01/02 ->	2.4T, R 2.5T, 2.5T AWD Sedan	! 554 048			! 900 003		∅	311 753	31		
					⊕ 802 088	26					
					⊕ 802 379	26					

S70 & V70 (excl. V70 AWD)

02/97 - 08/00	2.3L, Turbo 176kW Sedan 2.4L, 20V, 125kW Sedan & Wagon 2.5L, 106kW Sedan & Wagon 2.4L, Turbo, 142kW Sedan & Wagon	! 553 058	Oil		! 900 003		∅	105 828		⊕ 802 089	
					⊕ 802 088	26	∅	444 213	▼		
					⊕ 802 379	25					

 SACHS		 Front					 Rear				
YEAR	VEHICLE DESCRIPTION	Shock Absorber	!	L/R	Mounts & Stops	!	Shock Absorber	!	L/R	Mounts & Stops	!

VOLVO
S70 & V70 (excl. V70 AWD) - continued

02/97 - 08/00	2.3L, Turbo 176kW Sedan AWD	⚡ 553 325	Oil		⚡ 900 003		⊕ 105 828			⊕ 802 089	
					⊖ 802 107	25	⊕ 444 213	▼			
					⊖ 802 088	26					

S80

05/98 - 12/04	T6 2.8T / 2.5T / 2.9T / 2.9i Sedan	⚡ 554 048			⚡ 900 003		⊕ 300 075				
					⊖ 802 107	29					
					⊖ 802 088	26					
					⊖ 802 379	30					

V50

07/04 ->	2.4i 125kW, T5 2.5i 162 kW (excl. D5 2.4T/D) Sedan & Wagon	⚡ 313 665	⊕		⚡ 900 157		⊕ 313 669			⚡ 900 200	
		⚡ 313 667	⊖	⊖	⊖ 802 460						

V70 II

03/00 - 12/03	T5 2.3T 184kW Wagon	⚡ 554 048			⚡ 900 003		⊕ 300 075				
03/00 ->	20V 2.4i 125kW Wagon				⊖ 802 107	32					
03/00 - 12/03	T 2.4T 147 kW Wagon				⊖ 802 088	26					
					⊖ 802 379	33					

V70 II AWD

01/03 - 12/05	R 2.5T 220kW AWD Wagon	⚡ 554 048			⊖ 802 107	32	⊕ 311 753	31			
					⊖ 802 088	26					
					⊖ 802 379	33					

S90 / V90

03/97 - 12/98	2.9i 150kW Sedan & Wagon	TBA					⊕ 124 816	34			
---------------	--------------------------	-----	--	--	--	--	-----------	----	--	--	--

XC60

02/09 ->	3.0, 3.2, 2.4TD 4WD SUV	⚡ 314 721	⊕				⊕ 314 722			⊖ 802 416	
		⚡ 314 720	⊖								

XC70 Cross Country

09/00 - 12/02	2.4T, AWD Wagon	⚡ 554 041			⊖ 802 107	25	⊕ 311 753	31			
					⊖ 802 088	26					
					⊖ 802 379	33					

XC90 Cross Country

09/03 ->	2.5T, 2.9TT AWD Wagon	⚡ 314 125			⊖ 802 379		⊕ 313 216				
----------	-----------------------	-----------	--	--	-----------	--	-----------	--	--	--	--



The full range for the local market
From Mini to Mack
Shock Absorbers by SACHS



SACHS Shock Absorbers are trusted by leading vehicle manufacturers in both passenger and commercial vehicles. With the full aftermarket range for cars, utes, buses and trucks, SACHS has the application for your vehicle.

SACHS is a brand of ZF



11995 EN